

STATEMENT OF ALLOTMENTS, OBLIGATIONS AND BALANCES

As of December 31, 2024





Department

: Other Executive Offices (OEO)

Agency

: Office of the Presidential Adviser on Peace, Reconciliation and Unity (OPAPRU)

P/A/P ALLOTMENT CLASS/ OBJECT OF EXPENDITURE	ALLOTMENT RECEIVED	OBLIGATIONS INCURRED		UNOBLIGATED BALANCE OF ALLOTMENT	% OF ACTUAL UTILIZATION
		THIS REPORT (December 31, 2024)	TO DATE (January 01 to December 31, 2024)		
(1)	(2)	(3)	(4)	(5)=(2)-(4)	(6) = (4)/(2)
CURRENT YEAR BUDGET GAA FY 2024 (RA NO. 11975)					
PERSONNEL SERVICES					
GAS	81,598,000.00		81,598,000.00	-	100.00%
MFO 1 (OPERATIONS)	99,913,000.00	2,178,358.08	99,896,211.74	16,788.26	99.98%
LOCALLY FUNDED PROJECTS (LFP) - NORMALIZATION PROGRAM IN THE BANGSAMORO	17,480,000.00		17,480,000.00	-	100.00%
LOCALLY FUNDED PROJECTS (LFP) - ESTABLISHMENT AND OPERATIONALIZATION OF THE NATIONAL AMNESTY COMMISSION (NAC)	11,206,000.00		11,206,000.00	-	100.00%
ADMINISTRATION OF PERSONNEL BENEFITS	372,000.00			372,000.00	0.00%
LOCALLY FUNDED PROJECTS (LFP) - ESTABLISHMENT AND OPERATIONALIZATION OF THE NATIONAL AMNESTY COMMISSION (NAC) - ADDITIONAL PS FUND	23,724,266.00	2,759,859.80	17,359,970.09	6,364,295.91	73.17%
GAS - ADDITIONAL PERSONNEL SERVICES FUND (PS DEFICIENCY)	50,354,597.00	25,340,359.60	45,955,811.96	4,398,785.04	91.26%
TERMINAL LEAVE BENEFITS	520,552.00		520,551.06	0.94	100.00%
Sub-Total	285,168,415.00	30,278,577.48	274,016,544.85	11,151,870.15	96.09%
MOOE					
GASS	138,250,000.00	12,942,734.68	112,624,803.93	25,625,196.07	81.46%
MFO 1 (OPERATIONS)	360,009,000.00	41,069,168.57	315,392,609.44	44,616,390.56	87.61%
LOCALLY FUNDED PROJECTS (LFP) - NORMALIZATION PROGRAM IN THE BANGSAMORO	884,138,000.00	42,521,302.39	872,251,582.31	11,886,417.69	98.66%
LOCALLY FUNDED PROJECTS (LFP) - PAMANA PROGRAM	258,200,000.00	44,078,503.84	258,200,000.00	-	100.00%
LOCALLY FUNDED PROJECTS (LFP) - PAMANA PROGRAM - MONITORING & EVALUATION	51,560,000.00	3,329,392.75	33,141,375.24	18,418,624.76	64.28%
LOCALLY FUNDED PROJECTS (LFP) GOVERNMENT OF THE PHILIPPINES - MORO NATIONAL LIBERATION FRONT PEACE PROCESS PROGRAM	36,080,000.00		36,080,000.00	-	100.00%
LOCALLY FUNDED PROJECTS (LFP) - ESTABLISHMENT AND OPERATIONALIZATION OF THE NATIONAL AMNESTY COMMISSION (NAC)	77,263,000.00	974,368.26	24,664,086.84	52,598,913.16	31.92%
OPERATIONS - PEACE EDUCATION- UNPROGRAMMED APPROPRIATIONS	15,559,189.00	384,806.71	6,430,033.56	9,129,155.44	41.33%
INTERNATIONAL CONFERENCE ON WOMEN, PEACE AND SECURITY (ICPWPS)	10,000,000.00	(897,346.89)	8,939,163.11	1,060,836.89	89.39%
Sub-Total	1,831,059,189.00	144,402,930.31	1,667,723,654.43	163,335,534.57	91.08%
CAPITAL OUTLAY (CO)					
GASS	32,676,000.00		32,600,000.00	76,000.00	99.77%
LOCALLY FUNDED PROJECTS (LFP) - PAMANA PROGRAM- MONITORING & EVALUATION	23,440,000.00	2,479,600.00	17,767,476.00	5,672,524.00	75.80%

P/A/P ALLOTMENT CLASS/ OBJECT OF EXPENDITURE	ALLOTMENT RECEIVED	OBLIGATIONS INCURRED		UNOBLIGATED BALANCE OF ALLOTMENT	% OF ACTUAL UTILIZATION
		THIS REPORT (December 31, 2024)	TO DATE (January 01 to December 31, 2024)		
(1)	(2)	(3)	(4)	(5)=(2)-(4)	(6) = (4)/(2)
LOCALLY FUNDED PROJECTS (LFP) - PAMANA PROJECTS	4,925,000,000.00	47,000,000.00	4,925,000,000.00	-	100.00%
Sub-Total	4,981,116,000.00	49,479,600.00	4,975,367,476.00	5,748,524.00	99.88%
SUB-TOTAL - REGULAR FUND FY 2024	7,097,343,604.00	224,161,107.79	6,917,107,675.28	180,235,928.72	97.46%
CONTINUING APPROPRIATION GAA FY 2023 (RA NO. 11936)					
MOOE					
GASS	26,799,873.70	2,478,440.58	24,001,678.39	2,798,195.31	89.56%
MFO 1 (OPERATIONS)	69,347,160.75	9,750,562.58	61,410,292.01	7,936,868.74	88.55%
LOCALLY FUNDED PROJECTS (LFP) - NORMALIZATION PROGRAM IN THE BANGSAMORO	91,469,974.74	19,053,537.03	84,507,290.69	6,962,684.05	92.39%
LOCALLY FUNDED PROJECTS (LFP)- PAMANA- MNLF TRANSFORMATION PROGRAM - SOCIO- ECONOMIC COMPONENT	1,142,544.20	360,600.00	1,115,700.00	26,844.20	97.65%
LOCALLY FUNDED PROJECTS (LFP) - ESTABLISHMENT AND OPERATIONALIZATION OF THE NATIONAL AMNESTY COMMISSION (NAC)	56,548,652.17	9,418,773.43	21,896,296.03	34,652,356.14	38.72%
Sub-Total	245,308,205.56	41,061,913.62	192,931,257.12	52,376,948.44	78.65%
CAPITAL OUTLAY (CO)					
LFP-NATIONAL AMNESTY COMMISSION	2,119,000.00		1,925,500.00	193,500.00	90.87%
Sub-Total	2,119,000.00	-	1,925,500.00	193,500.00	90.87%
SUB-TOTAL - CONTINUING APPROPRIATION FY 2023	247,427,205.56	41,061,913.62	194,856,757.12	52,570,448.44	78.75%
GRAND TOTAL	7,344,770,809.56	265,223,021.41	7,111,964,432.40	232,806,377.16	96.83%
<div> <div> PREPARED BY:  LIGAYA M. MORA AO V, Budget Division </div> <div> RECOMMENDING APPROVAL:  PA ARNOLFO R. PAJARILLO Presidential Assistant for Internal Management Cluster </div> </div> <div> <div> NOTED BY:  DIR. MA. CORAZON B. ALMARIO Director IV, Financial Management Service </div> <div> APPROVED BY:  SECRETARY CARLITO G. GALVEZ, JR. Presidential Adviser on Peace, Reconciliation and Unity </div> </div>					