

STATEMENT OF APPROPRIATIONS, ALLOTMENTS, OBLIGATIONS, DISBURSEMENTS AND BALANCES BY OBJECT OF EXPENDITURES
as of the Quarter Ending September 30, 2023

| | |
|---|--|
| | CURRENT YEAR APPROPRIATIONS - FY 2023 GAA RA 11636 |
| X | CONTINUING APPROPRIATIONS - FY 2022 GAA RA 11639 |

Department : Other Executive Offices
 Agency/Entity : Office of the Presidential Adviser on Peace, Reconciliation and Unity (OPAPRU)
 Operating Unit : < not applicable >
 Organization Code (UACS) : 26 028 000000
 Fund Cluster : 01 Regular Agency Fund


| PARTICULARS | UACS CODE | APPROPRIATIONS | | | ALLOTMENTS | | | | | CURRENT YEAR OBLIGATIONS | | | | | CURRENT YEAR DISBURSEMENTS | | | | | BALANCES | | | | | |
|---|-----------|--------------------------|--|-------------------------|---------------------|---|-------------|---------------|---------------------------|--------------------------|------------------------|------------------------|-----------------------|--------------------|----------------------------|------------------------|------------------------|-----------------------|--------------------|---------------------------|-----------------------|--------------------------------------|----------------------------|--|--|
| | | AUTHORIZED APPROPRIATION | ADJUSTMENTS (TRANSFER TO/FROM REALIGNMENT) | ADJUSTED APPROPRIATIONS | ALLOTMENTS RECEIVED | ADJUSTMENTS (REDUCTIONS, MODIFICATIONS/AUGMENTATIONS) | TRANSFER TO | TRANSFER FROM | ADJUSTED TOTAL ALLOTMENTS | 1ST QTR ENDING MARCH 31 | 2ND QTR ENDING JUNE 30 | 3RD QTR ENDING SEPT 30 | 4TH QTR ENDING DEC 31 | TOTAL | 1ST QTR ENDING MARCH 31 | 2ND QTR ENDING JUNE 30 | 3RD QTR ENDING SEPT 30 | 4TH QTR ENDING DEC 31 | TOTAL | UNRELEASED APPROPRIATIONS | UNOBLIGATED ALLOTMENT | UNPAID OBLIGATIONS (15-20) = (23+24) | | | |
| | | | | | | | | | | | | | | | | | | | | | | DUE AND DEMANDABLE | NOT YET DUE AND DEMANDABLE | | |
| 1 | 2 | 3 | 4 | 5 = 3+4 | 6 | 7 | 8 | 9 | 10 = [(8+(-)7)-9+8] | 11 | 12 | 13 | 14 | 15 = (11+12+13+14) | 16 | 17 | 18 | 19 | 20 = (16+17+18+19) | 21 = (5-10) | 22 = (10-15) | 23 | 24 | | |
| SUMMARY | | | | | | | | | | | | | | | | | | | | | | | | | |
| AGENCY SPECIFIC BUDGET | | 73,502,370.73 | (0.00) | 73,502,370.73 | 73,502,370.73 | (0.00) | - | - | 73,502,370.73 | 2,980,387.15 | 9,114,504.76 | 12,557,102.34 | - | 24,651,994.25 | 2,359,687.15 | 7,832,814.76 | 9,140,829.13 | - | 19,333,331.04 | - | 48,826,376.48 | - | 5,318,663.21 | | |
| MAINTENANCE & OTHER OPERATING EXPENSES | | 73,480,120.73 | (0.00) | 73,480,120.73 | 73,480,120.73 | (0.00) | - | - | 73,480,120.73 | 2,980,387.15 | 9,114,504.76 | 12,557,102.34 | - | 24,651,994.25 | 2,359,687.15 | 7,832,814.76 | 9,140,829.13 | - | 19,333,331.04 | - | 48,826,376.48 | - | 5,318,663.21 | | |
| Traveling Expenses | 502010000 | 16,500,000.00 | (629,334.78) | 15,870,665.22 | 16,500,000.00 | (629,334.78) | - | - | 15,870,665.22 | 618,200.00 | 691,455.70 | 684,093.52 | - | 1,993,749.22 | 618,200.00 | 691,455.70 | 416,939.39 | - | 1,726,595.09 | - | 13,878,916.00 | - | 267,154.13 | | |
| Traveling Expenses - Local | 502010100 | 15,500,000.00 | (629,334.78) | 14,870,665.22 | 15,500,000.00 | (629,334.78) | - | - | 14,870,665.22 | 618,200.00 | 691,455.70 | 434,093.52 | - | 1,743,749.22 | 618,200.00 | 691,455.70 | 416,939.39 | - | 1,726,595.09 | - | 13,126,916.00 | - | 17,154.13 | | |
| Traveling Expenses - Foreign | 502010200 | 1,000,000.00 | - | 1,000,000.00 | 1,000,000.00 | - | - | - | 1,000,000.00 | - | - | 250,000.00 | - | 250,000.00 | - | - | - | - | - | - | 750,000.00 | - | 250,000.00 | | |
| Training and Scholarship Expenses | 502020000 | 10,000,000.00 | (150,000.00) | 9,850,000.00 | 10,000,000.00 | (150,000.00) | - | - | 9,850,000.00 | 1,549,000.00 | 1,504,378.00 | 3,947,495.40 | - | 7,000,873.40 | 971,500.00 | 381,978.00 | 3,502,958.62 | - | 4,856,436.62 | - | 2,849,126.60 | - | 2,144,436.78 | | |
| Training Expenses | 502020100 | 10,000,000.00 | (150,000.00) | 9,850,000.00 | 10,000,000.00 | (150,000.00) | - | - | 9,850,000.00 | 1,549,000.00 | 1,504,378.00 | 3,947,495.40 | - | 7,000,873.40 | 971,500.00 | 381,978.00 | 3,502,958.62 | - | 4,856,436.62 | - | 2,849,126.60 | - | 2,144,436.78 | | |
| ICT Training Expenses | 502020101 | - | - | - | - | - | - | - | - | - | - | - | - | - | - | - | - | - | - | - | - | - | - | | |
| Training Expenses | 502020102 | 10,000,000.00 | (150,000.00) | 9,850,000.00 | 10,000,000.00 | (150,000.00) | - | - | 9,850,000.00 | 1,549,000.00 | 1,504,378.00 | 3,947,495.40 | - | 7,000,873.40 | 971,500.00 | 381,978.00 | 3,502,958.62 | - | 4,856,436.62 | - | 2,849,126.60 | - | 2,144,436.78 | | |
| Supplies and Materials Expenses | 502030000 | 11,513,052.50 | (0.00) | 11,513,052.50 | 11,513,052.50 | (0.00) | - | - | 11,513,052.50 | 58,200.00 | 1,005,257.06 | 640,030.25 | - | 1,703,487.31 | 15,000.00 | 919,967.06 | 249,830.25 | - | 1,184,797.31 | - | 9,809,565.19 | - | 518,690.00 | | |
| Office Supplies Expenses | 502030100 | 8,785,810.83 | (1,039,002.06) | 7,746,808.77 | 8,785,810.83 | (1,039,002.06) | - | - | 7,746,808.77 | - | 24,455.00 | 35,881.00 | - | 60,336.00 | - | 24,455.00 | 35,881.00 | - | 60,336.00 | - | 7,686,472.77 | - | - | | |
| Office Supplies Expenses | 502030102 | 8,785,810.83 | (1,039,002.06) | 7,746,808.77 | 8,785,810.83 | (1,039,002.06) | - | - | 7,746,808.77 | - | 24,455.00 | 35,881.00 | - | 60,336.00 | - | 24,455.00 | 35,881.00 | - | 60,336.00 | - | 7,686,472.77 | - | - | | |
| Drugs and Medicines Expenses | 502030700 | 1,178,999.94 | - | 1,178,999.94 | 1,178,999.94 | - | - | - | 1,178,999.94 | - | - | - | - | - | - | - | - | - | - | - | 1,178,999.94 | - | - | | |
| Medical, Dental and Laboratory Supplies Expenses | 502030800 | 1,548,241.73 | (604,149.25) | 944,092.48 | 1,548,241.73 | (604,149.25) | - | - | 944,092.48 | - | - | - | - | - | - | - | - | - | - | - | 944,092.48 | - | - | | |
| Fuel, Oil and Lubricants Expenses | 502030900 | - | 586,932.66 | 586,932.66 | - | 586,932.66 | - | - | 586,932.66 | 15,000.00 | 377,603.41 | 194,329.25 | - | 586,932.66 | 15,000.00 | 377,603.41 | 194,329.25 | - | 586,932.66 | - | - | - | - | | |
| Chemical and Filtering Supplies Expenses | 502031300 | - | - | - | - | - | - | - | - | - | - | - | - | - | - | - | - | - | - | - | - | - | - | | |
| Semi-Expendable Machinery and Equipment | 502032100 | - | 985,188.65 | 985,188.65 | - | 985,188.65 | - | - | 985,188.65 | 43,200.00 | 532,168.65 | 409,820.00 | - | 985,188.65 | - | 517,908.65 | 19,620.00 | - | 537,528.65 | - | - | - | 447,660.00 | | |
| Semi-Expendable - Office Equipment | 502032102 | - | 643,908.65 | 643,908.65 | - | 643,908.65 | - | - | 643,908.65 | 43,200.00 | 190,888.65 | 409,820.00 | - | 643,908.65 | - | 176,628.65 | 19,620.00 | - | 196,248.65 | - | - | - | 447,660.00 | | |
| Information and Communications Technology Equipment | 502032103 | - | 341,280.00 | 341,280.00 | - | 341,280.00 | - | - | 341,280.00 | - | 341,280.00 | - | - | 341,280.00 | - | 341,280.00 | - | - | 341,280.00 | - | - | - | - | | |
| Communications Equipment | 502032107 | - | - | - | - | - | - | - | - | - | - | - | - | - | - | - | - | - | - | - | - | - | - | | |
| Semi-Expendable Furniture, Fixtures and Books | 502032200 | - | 71,030.00 | 71,030.00 | - | 71,030.00 | - | - | 71,030.00 | - | 71,030.00 | - | - | 71,030.00 | - | - | - | - | - | - | - | - | 71,030.00 | | |
| Furniture and Fixtures | 502032201 | - | 71,030.00 | 71,030.00 | - | 71,030.00 | - | - | 71,030.00 | - | 71,030.00 | - | - | 71,030.00 | - | - | - | - | - | - | - | - | - | | |
| Books | 502032202 | - | - | - | - | - | - | - | - | - | - | - | - | - | - | - | - | - | - | - | - | - | - | | |
| Other Supplies and Materials Expenses | 502039900 | - | - | - | - | - | - | - | - | - | - | - | - | - | - | - | - | - | - | - | - | - | - | | |

| PARTICULARS | UACS CODE | AUTHORIZED APPROPRIATION | ADJUSTMENTS (TRANSFER TO/FROM REALIGNMENT) | ADJUSTED APPROPRIATIONS | ALLOTMENTS RECEIVED | ADJUSTMENTS (REDUCTIONS, MODIFICATIONS/AUGMENTATIONS) | TRANSFER TO | TRANSFER FROM | ADJUSTED TOTAL ALLOTMENTS | 1ST QTR ENDING MARCH 31 | 2ND QTR ENDING JUNE 30 | 3RD QTR ENDING SEPT 30 | 4TH QTR ENDING DEC 31 | TOTAL | 1ST QTR ENDING MARCH 31 | 2ND QTR ENDING JUNE 30 | 3RD QTR ENDING SEPT 30 | 4TH QTR ENDING DEC 31 | TOTAL | UNRELEASED APPROPRIATIONS | UNOBLIGATED ALLOTMENT | (15-20) = (23+24) | | |
|--|------------|--------------------------|--|-------------------------|---------------------|---|-------------|---------------|---------------------------|-------------------------|------------------------|------------------------|-----------------------|--------------|-------------------------|------------------------|------------------------|-----------------------|-------|---------------------------|-----------------------|--------------------|----------------------------|------------|
| | | | | | | | | | | | | | | | | | | | | | | DUE AND DEMANDABLE | NOT YET DUE AND DEMANDABLE | |
| Utility Expenses | 502040000 | - | - | - | - | - | - | - | - | - | - | - | - | - | - | - | - | - | - | - | - | - | - | |
| Water Expenses | 5020401000 | - | - | - | - | - | - | - | - | - | - | - | - | - | - | - | - | - | - | - | - | - | - | |
| Electricity Expenses | 5020402000 | - | - | - | - | - | - | - | - | - | - | - | - | - | - | - | - | - | - | - | - | - | - | |
| Gas/Heating Expenses | 5020403000 | - | - | - | - | - | - | - | - | - | - | - | - | - | - | - | - | - | - | - | - | - | - | |
| Other Utility Expenses | 5020499000 | - | - | - | - | - | - | - | - | - | - | - | - | - | - | - | - | - | - | - | - | - | - | |
| Communication Expenses | 5020500000 | 1,204,781.09 | - | 1,204,781.09 | 1,204,781.09 | - | - | - | 1,204,781.09 | - | 6,700.00 | 30,187.02 | - | 36,887.02 | - | 6,700.00 | 28,888.02 | - | - | 35,588.02 | - | 1,167,894.07 | - | 1,299.00 |
| Postage and Courier Services | 5020501000 | 4,316.28 | - | 4,316.28 | 4,316.28 | - | - | - | 4,316.28 | - | 2,500.00 | - | - | 2,500.00 | - | 2,500.00 | - | - | - | 2,500.00 | - | 1,816.28 | - | - |
| Telephone Expenses | 5020502000 | 1,197,064.81 | (6,000.02) | 1,191,064.79 | 1,197,064.81 | (6,000.02) | - | - | 1,191,064.79 | - | 4,200.00 | 24,187.00 | - | 28,387.00 | - | 4,200.00 | 22,888.00 | - | - | 27,088.00 | - | 1,162,677.79 | - | 1,299.00 |
| Mobile | 5020502001 | 1,000,000.00 | (6,000.02) | 993,999.98 | 1,000,000.00 | (6,000.02) | - | - | 993,999.98 | - | 4,200.00 | 24,187.00 | - | 28,387.00 | - | 4,200.00 | 22,888.00 | - | - | 27,088.00 | - | 965,612.98 | - | 1,299.00 |
| Landline | 5020502002 | 197,064.81 | - | 197,064.81 | 197,064.81 | - | - | - | 197,064.81 | - | - | - | - | - | - | - | - | - | - | - | - | 197,064.81 | - | - |
| Internet Subscription Expenses | 5020503000 | - | 6,000.02 | 6,000.02 | - | 6,000.02 | - | - | 6,000.02 | - | - | 6,000.02 | - | 6,000.02 | - | - | 6,000.02 | - | - | 6,000.02 | - | - | - | - |
| Cable, Satellite, Telegraph and Radio Expenses | 5020504000 | 3,400.00 | - | 3,400.00 | 3,400.00 | - | - | - | 3,400.00 | - | - | - | - | - | - | - | - | - | - | - | - | 3,400.00 | - | - |
| Awards/Rewards and Prizes | 5020600000 | - | 150,000.00 | 150,000.00 | - | 150,000.00 | - | - | 150,000.00 | - | - | 150,000.00 | - | 150,000.00 | - | - | 150,000.00 | - | - | 150,000.00 | - | - | - | - |
| Awards/Rewards Expenses | 5020601000 | - | - | - | - | - | - | - | - | - | - | - | - | - | - | - | - | - | - | - | - | - | - | - |
| Awards/Rewards Expenses | 5020601001 | - | - | - | - | - | - | - | - | - | - | - | - | - | - | - | - | - | - | - | - | - | - | - |
| Prizes | 5020602000 | - | 150,000.00 | 150,000.00 | - | 150,000.00 | - | - | 150,000.00 | - | - | 150,000.00 | - | 150,000.00 | - | - | 150,000.00 | - | - | 150,000.00 | - | - | - | - |
| Confidential, Intelligence and Extraordinary | 5021000000 | - | - | - | - | - | - | - | - | - | - | - | - | - | - | - | - | - | - | - | - | - | - | - |
| Confidential Expenses | 5021001000 | - | - | - | - | - | - | - | - | - | - | - | - | - | - | - | - | - | - | - | - | - | - | - |
| Extraordinary and Miscellaneous Expenses | 5021003000 | - | - | - | - | - | - | - | - | - | - | - | - | - | - | - | - | - | - | - | - | - | - | - |
| Professional Services | 5021100000 | 13,740,330.71 | - | 13,740,330.71 | 13,740,330.71 | - | - | - | 13,740,330.71 | 518,684.00 | 1,714,032.02 | 2,985,402.17 | - | 5,218,118.19 | 518,684.00 | 1,714,032.02 | 2,512,632.17 | - | - | 4,745,348.19 | - | 8,522,212.52 | - | 472,770.00 |
| Legal Services | 5021101000 | - | - | - | - | - | - | - | - | - | - | - | - | - | - | - | - | - | - | - | - | - | - | - |
| Consultancy Services | 5021103000 | 8,172,261.20 | - | 8,172,261.20 | 8,172,261.20 | - | - | - | 8,172,261.20 | 518,684.00 | 945,414.00 | 1,464,098.00 | - | 2,928,196.00 | 518,684.00 | 945,414.00 | 1,464,098.00 | - | - | 2,928,196.00 | - | 5,244,065.20 | - | - |
| Consultancy Services | 5021103002 | 8,172,261.20 | - | 8,172,261.20 | 8,172,261.20 | - | - | - | 8,172,261.20 | 518,684.00 | 945,414.00 | 1,464,098.00 | - | 2,928,196.00 | 518,684.00 | 945,414.00 | 1,464,098.00 | - | - | 2,928,196.00 | - | 5,244,065.20 | - | - |
| Other Professional Services | 5021199000 | 5,568,069.51 | - | 5,568,069.51 | 5,568,069.51 | - | - | - | 5,568,069.51 | - | 768,618.02 | 1,521,304.17 | - | 2,289,922.19 | - | 768,618.02 | 1,048,534.17 | - | - | 1,817,152.19 | - | 3,278,147.32 | - | 472,770.00 |
| General Services | 5021200000 | 2,478,574.84 | - | 2,478,574.84 | 2,478,574.84 | - | - | - | 2,478,574.84 | - | - | - | - | - | - | - | - | - | - | - | - | 2,478,574.84 | - | - |
| Security Services | 5021203000 | 2,478,574.84 | - | 2,478,574.84 | 2,478,574.84 | - | - | - | 2,478,574.84 | - | - | - | - | - | - | - | - | - | - | - | - | 2,478,574.84 | - | - |
| Other General Services | 5021299000 | - | - | - | - | - | - | - | - | - | - | - | - | - | - | - | - | - | - | - | - | - | - | - |
| Repairs and Maintenance | 5021300000 | 158,000.00 | 629,334.78 | 787,334.78 | 158,000.00 | 629,334.78 | - | - | 787,334.78 | - | 629,334.78 | 6,300.00 | - | 635,634.78 | - | 629,334.78 | 6,300.00 | - | - | 635,634.78 | - | 151,700.00 | - | - |
| Repairs and Maintenance - Buildings and Other Structures | 5021304000 | - | - | - | - | - | - | - | - | - | - | - | - | - | - | - | - | - | - | - | - | - | - | - |
| Buildings | 5021304001 | - | - | - | - | - | - | - | - | - | - | - | - | - | - | - | - | - | - | - | - | - | - | - |
| Repairs and Maintenance - Machinery and Equipment | 5021305000 | - | - | - | - | - | - | - | - | - | - | - | - | - | - | - | - | - | - | - | - | - | - | - |
| Machinery | 5021305001 | - | - | - | - | - | - | - | - | - | - | - | - | - | - | - | - | - | - | - | - | - | - | - |
| Office Equipment | 5021305002 | - | - | - | - | - | - | - | - | - | - | - | - | - | - | - | - | - | - | - | - | - | - | - |
| Information and Communication Technology Equipment | 5021305003 | - | - | - | - | - | - | - | - | - | - | - | - | - | - | - | - | - | - | - | - | - | - | - |
| Communication Equipment | 5021305007 | - | - | - | - | - | - | - | - | - | - | - | - | - | - | - | - | - | - | - | - | - | - | - |
| Other Machinery and Equipment | 5021305009 | - | - | - | - | - | - | - | - | - | - | - | - | - | - | - | - | - | - | - | - | - | - | - |


| PARTICULARS | UACS CODE | AUTHORIZED APPROPRIATION | ADJUSTMENTS (TRANSFER TO/FROM REALIGNMENT) | ADJUSTED APPROPRIATIONS | ALLOTMENTS RECEIVED | ADJUSTMENTS (REDUCTIONS, MODIFICATIONS/AUGMENTATIONS) | TRANSFER TO | TRANSFER FROM | ADJUSTED TOTAL ALLOTMENTS | 1ST QTR ENDING MARCH 31 | 2ND QTR ENDING JUNE 30 | 3RD QTR ENDING SEPT 30 | 4TH QTR ENDING DEC 31 | TOTAL | 1ST QTR ENDING MARCH 31 | 2ND QTR ENDING JUNE 30 | 3RD QTR ENDING SEPT 30 | 4TH QTR ENDING DEC 31 | TOTAL | UNRELEASED APPROPRIATIONS | UNOBLIGATED ALLOTMENT | (15-20) = (23+24) | |
|--|------------|--------------------------|--|-------------------------|---------------------|---|-------------|---------------|---------------------------|-------------------------|------------------------|------------------------|-----------------------|--------------|-------------------------|------------------------|------------------------|-----------------------|--------------|---------------------------|-----------------------|--------------------|----------------------------|
| | | | | | | | | | | | | | | | | | | | | | | DUE AND DEMANDABLE | NOT YET DUE AND DEMANDABLE |
| Repairs and Maintenance - Transportation Equipment | 5021306000 | - | 7,600.00 | 7,600.00 | - | 7,600.00 | - | - | 7,600.00 | - | 1,300.00 | 6,300.00 | - | 7,600.00 | - | 1,300.00 | 6,300.00 | - | 7,600.00 | - | - | - | - |
| Motor Vehicles | 5021306001 | - | 7,600.00 | 7,600.00 | - | 7,600.00 | - | - | 7,600.00 | - | 1,300.00 | 6,300.00 | - | 7,600.00 | - | 1,300.00 | 6,300.00 | - | 7,600.00 | - | - | - | - |
| Repairs and Maintenance - Furniture and Fixtures | 5021307000 | - | - | - | - | - | - | - | - | - | - | - | - | - | - | - | - | - | - | - | - | - | - |
| Repairs and Maintenance - Leased Assets | 5021308000 | 63,000.00 | 621,734.78 | 684,734.78 | 63,000.00 | 621,734.78 | - | - | 684,734.78 | - | 628,034.78 | - | - | 628,034.78 | - | 628,034.78 | - | - | 628,034.78 | - | 56,700.00 | - | - |
| Leased Assets - Building and Other Structure | 5021308001 | - | 628,034.78 | 628,034.78 | - | 628,034.78 | - | - | 628,034.78 | - | 628,034.78 | - | - | 628,034.78 | - | 628,034.78 | - | - | 628,034.78 | - | - | - | - |
| Transportation Equipment | 5021308003 | 63,000.00 | (6,300.00) | 56,700.00 | 63,000.00 | (6,300.00) | - | - | 56,700.00 | - | - | - | - | - | - | - | - | - | - | - | 56,700.00 | - | - |
| Repairs and Maintenance - Leased Assets | 5021309000 | 95,000.00 | - | 95,000.00 | 95,000.00 | - | - | - | 95,000.00 | - | - | - | - | - | - | - | - | - | - | - | 95,000.00 | - | - |
| Other Leased Assets Improvements | 5021309009 | 95,000.00 | - | 95,000.00 | 95,000.00 | - | - | - | 95,000.00 | - | - | - | - | - | - | - | - | - | - | - | 95,000.00 | - | - |
| Repairs and Maintenance - Semi-Expendable | 5021321000 | - | - | - | - | - | - | - | - | - | - | - | - | - | - | - | - | - | - | - | - | - | - |
| Repairs and Maintenance - Semi-Expendable Machinery and Equipment | 5021321001 | - | - | - | - | - | - | - | - | - | - | - | - | - | - | - | - | - | - | - | - | - | - |
| Repairs and Maintenance - Semi-Expendable | 5021322000 | - | - | - | - | - | - | - | - | - | - | - | - | - | - | - | - | - | - | - | - | - | - |
| Furniture and Fixtures | 5021322001 | - | - | - | - | - | - | - | - | - | - | - | - | - | - | - | - | - | - | - | - | - | - |
| Financial Assistance/Subsidy | 5021400000 | - | - | - | - | - | - | - | - | - | - | - | - | - | - | - | - | - | - | - | - | - | - |
| Subsidy to NGAs | 5021401000 | - | - | - | - | - | - | - | - | - | - | - | - | - | - | - | - | - | - | - | - | - | - |
| Assistance to Other National Government Agencies | 5021402000 | - | - | - | - | - | - | - | - | - | - | - | - | - | - | - | - | - | - | - | - | - | - |
| Assistance to Local Government Units | 5021403000 | - | - | - | - | - | - | - | - | - | - | - | - | - | - | - | - | - | - | - | - | - | - |
| Assistance to Non-Government Organizations/Civil Society Organizations | 5021405000 | - | - | - | - | - | - | - | - | - | - | - | - | - | - | - | - | - | - | - | - | - | - |
| Subsidies - Others | 5021499000 | - | - | - | - | - | - | - | - | - | - | - | - | - | - | - | - | - | - | - | - | - | - |
| Taxes, Insurance Premiums and Other Fees | 5021500000 | 283,302.38 | - | 283,302.38 | 283,302.38 | - | - | - | 283,302.38 | 264.65 | 8,811.62 | 5,798.48 | - | 14,874.75 | 264.65 | 8,811.62 | 4,270.18 | - | 13,346.45 | - | 268,427.63 | - | 1,528.30 |
| Taxes, Duties and Licenses | 5021501000 | 22,507.44 | 14,610.10 | 37,117.54 | 22,507.44 | 14,610.10 | - | - | 37,117.54 | 264.65 | 8,811.62 | 5,798.48 | - | 14,874.75 | 264.65 | 8,811.62 | 4,270.18 | - | 13,346.45 | - | 22,242.79 | - | 1,528.30 |
| Taxes, Duties and Licenses | 5021501001 | 22,507.44 | (264.65) | 22,242.79 | 22,507.44 | (264.65) | - | - | 22,242.79 | - | - | - | - | - | - | - | - | - | - | - | 22,242.79 | - | - |
| Taxes - EWT AT SOURCE 2307 | 5021501011 | - | 3,132.42 | 3,132.42 | - | 3,132.42 | - | - | 3,132.42 | 44.11 | 1,691.93 | 1,396.38 | - | 3,132.42 | 44.11 | 1,691.93 | 975.67 | - | 2,711.71 | - | - | - | 420.71 |
| Taxes - PERCENTAGE VAT 2306 | 5021501012 | - | 11,742.33 | 11,742.33 | - | 11,742.33 | - | - | 11,742.33 | 220.54 | 7,119.69 | 4,402.10 | - | 11,742.33 | 220.54 | 7,119.69 | 3,294.51 | - | 10,634.74 | - | - | - | 1,107.59 |
| Fidelity Bond Premiums | 5021502000 | 214,602.74 | (5,798.48) | 208,804.26 | 214,602.74 | (5,798.48) | - | - | 208,804.26 | - | - | - | - | - | - | - | - | - | - | - | 208,804.26 | - | - |
| Insurance Expenses | 5021503000 | 46,192.20 | (8,811.62) | 37,380.58 | 46,192.20 | (8,811.62) | - | - | 37,380.58 | - | - | - | - | - | - | - | - | - | - | - | 37,380.58 | - | - |
| Other Maintenance and Operating Expenses | 5029900000 | 17,602,079.21 | - | 17,602,079.21 | 17,602,079.21 | - | - | - | 17,602,079.21 | 236,038.50 | 3,554,535.58 | 4,107,795.50 | - | 7,898,369.58 | 236,038.50 | 3,480,535.58 | 2,269,010.50 | - | 5,985,594.58 | - | 9,703,799.63 | - | 1,912,785.00 |
| Advertising Expenses | 5029901000 | - | 20,000.00 | 20,000.00 | - | 20,000.00 | - | - | 20,000.00 | - | 10,000.00 | 10,000.00 | - | 20,000.00 | - | 10,000.00 | 10,000.00 | - | 20,000.00 | - | - | - | - |
| Printing and Publication Expenses | 5029902000 | 2,174,472.40 | (20,000.00) | 2,154,472.40 | 2,174,472.40 | (20,000.00) | - | - | 2,154,472.40 | - | 65,280.00 | 130,560.00 | - | 195,840.00 | - | 65,280.00 | 31,050.00 | - | 96,330.00 | - | 1,958,642.40 | - | 99,500.00 |

| PARTICULARS | UACS CODE | AUTHORIZED APPROPRIATION | ADJUSTMENTS (TRANSFER TO/FROM REALIGNMENT) | ADJUSTED APPROPRIATIONS | ALLOTMENTS RECEIVED | ADJUSTMENTS (REDUCTIONS, MODIFICATIONS/AUGMENTATIONS) | TRANSFER TO | TRANSFER FROM | ADJUSTED TOTAL ALLOTMENTS | 1ST QTR ENDING MARCH 31 | 2ND QTR ENDING JUNE 30 | 3RD QTR ENDING SEPT 30 | 4TH QTR ENDING DEC 31 | TOTAL | 1ST QTR ENDING MARCH 31 | 2ND QTR ENDING JUNE 30 | 3RD QTR ENDING SEPT 30 | 4TH QTR ENDING DEC 31 | TOTAL | UNRELEASED APPROPRIATIONS | UNOBLIGATED ALLOTMENT | (15-20) = (23+24) | | |
|--|------------|--------------------------|--|-------------------------|----------------------|---|-------------|---------------|---------------------------|-------------------------|------------------------|------------------------|-----------------------|----------------------|-------------------------|------------------------|------------------------|-----------------------|----------------------|---------------------------|-----------------------|--------------------|----------------------------|---|
| | | | | | | | | | | | | | | | | | | | | | | DUE AND DEMANDABLE | NOT YET DUE AND DEMANDABLE | |
| Representation Expenses | 5029903000 | 12,000,000.00 | (986,992.00) | 11,013,008.00 | 12,000,000.00 | (986,992.00) | - | - | 11,013,008.00 | 231,592.50 | 592,132.21 | 2,639,004.50 | - | 3,452,719.21 | 231,592.50 | 508,132.21 | 1,019,719.50 | - | 1,759,434.21 | - | 7,560,288.79 | - | 1,693,285.00 | |
| Transportation and Delivery Expenses | 5029904000 | 12,000.00 | - | 12,000.00 | 12,000.00 | - | - | - | 12,000.00 | - | - | - | - | - | - | - | - | - | - | - | 12,000.00 | - | - | |
| Rent/Lease Expenses | 5029905000 | 3,000,000.00 | 986,992.00 | 3,986,992.00 | 3,000,000.00 | 986,992.00 | - | - | 3,986,992.00 | - | 2,789,928.00 | 1,114,492.00 | - | 3,904,420.00 | - | 2,789,928.00 | 994,492.00 | - | 3,784,420.00 | - | 82,572.00 | - | 120,000.00 | |
| Rents - Building and Structures | 5029905001 | - | 3,587,968.00 | 3,587,968.00 | - | 3,587,968.00 | - | - | 3,587,968.00 | - | 2,600,976.00 | 966,992.00 | - | 3,587,968.00 | - | 2,600,976.00 | 866,992.00 | - | 3,467,968.00 | - | - | - | 120,000.00 | |
| Rents - Motor Vehicles | 5029905003 | 3,000,000.00 | (2,610,976.00) | 389,024.00 | 3,000,000.00 | (2,610,976.00) | - | - | 389,024.00 | - | 188,952.00 | 117,500.00 | - | 306,452.00 | - | 188,952.00 | 117,500.00 | - | 306,452.00 | - | 82,572.00 | - | - | |
| Rents - Equipment | 5029905004 | - | 10,000.00 | 10,000.00 | - | 10,000.00 | - | - | 10,000.00 | - | - | 10,000.00 | - | 10,000.00 | - | - | 10,000.00 | - | 10,000.00 | - | - | - | - | |
| Rents - Furnitures and Fixtures | 5029905008 | - | - | - | - | - | - | - | - | - | - | - | - | - | - | - | - | - | - | - | - | - | - | |
| Subscription Expenses | 5029907000 | 275,386.81 | (69,120.00) | 206,266.81 | 275,386.81 | (69,120.00) | - | - | 206,266.81 | 4,456.00 | 104,695.37 | 6,909.00 | - | 116,060.37 | 4,456.00 | 104,695.37 | 6,909.00 | - | 116,060.37 | - | 90,206.44 | - | - | |
| Subscription Expenses | 5029907000 | - | 96,094.37 | 96,094.37 | - | 96,094.37 | - | - | 96,094.37 | - | 96,094.37 | - | - | 96,094.37 | - | 96,094.37 | - | - | 96,094.37 | - | - | - | - | |
| ICT Software Subscription | 5029907001 | - | - | - | - | - | - | - | - | - | - | - | - | - | - | - | - | - | - | - | - | - | - | |
| Other Subscription Expenses | 5029907099 | 275,386.81 | (165,214.37) | 110,172.44 | 275,386.81 | (165,214.37) | - | - | 110,172.44 | 4,456.00 | 8,601.00 | 6,909.00 | - | 19,966.00 | 4,456.00 | 8,601.00 | 6,909.00 | - | 19,966.00 | - | 90,206.44 | - | - | |
| Donations | 5029908000 | - | - | - | - | - | - | - | - | - | - | - | - | - | - | - | - | - | - | - | - | - | - | |
| Other Maintenance and Operating Expenses | 5029999000 | 140,220.00 | 69,120.00 | 209,340.00 | 140,220.00 | 69,120.00 | - | - | 209,340.00 | - | 2,500.00 | 206,840.00 | - | 209,340.00 | - | 2,500.00 | 206,840.00 | - | 209,340.00 | - | - | - | - | |
| Other Maintenance and Operating Expenses | 5029999099 | 140,220.00 | 69,120.00 | 209,340.00 | 140,220.00 | 69,120.00 | - | - | 209,340.00 | - | 2,500.00 | 206,840.00 | - | 209,340.00 | - | 2,500.00 | 206,840.00 | - | 209,340.00 | - | - | - | - | |
| Bank Charges | 5030104000 | - | - | - | - | - | - | - | - | - | - | - | - | - | - | - | - | - | - | - | - | - | - | |
| CAPITAL OUTLAY | | 22,250.00 | - | 22,250.00 | 22,250.00 | - | - | - | 22,250.00 | - | - | - | - | - | - | - | - | - | - | - | - | 22,250.00 | - | - |
| Machinery and Equipment Outlay | 5060405000 | 22,250.00 | - | 22,250.00 | 22,250.00 | - | - | - | 22,250.00 | - | - | - | - | - | - | - | - | - | - | - | - | 22,250.00 | - | - |
| Other Structures | 5060404099 | - | - | - | - | - | - | - | - | - | - | - | - | - | - | - | - | - | - | - | - | - | - | - |
| Office Equipment | 5060405002 | - | - | - | - | - | - | - | - | - | - | - | - | - | - | - | - | - | - | - | - | - | - | - |
| Information and Communication Technology Equipment | 5060405003 | 22,250.00 | - | 22,250.00 | 22,250.00 | - | - | - | 22,250.00 | - | - | - | - | - | - | - | - | - | - | - | - | 22,250.00 | - | - |
| Communication Equipment | 5060405007 | - | - | - | - | - | - | - | - | - | - | - | - | - | - | - | - | - | - | - | - | - | - | - |
| Other Machinery and Equipment | 5060405099 | - | - | - | - | - | - | - | - | - | - | - | - | - | - | - | - | - | - | - | - | - | - | - |
| Furnitures and Fixtures | 5060407001 | - | - | - | - | - | - | - | - | - | - | - | - | - | - | - | - | - | - | - | - | - | - | - |
| Other Property, Plant and Equipment | 5060409099 | - | - | - | - | - | - | - | - | - | - | - | - | - | - | - | - | - | - | - | - | - | - | - |
| Computer Software | 5060602000 | - | - | - | - | - | - | - | - | - | - | - | - | - | - | - | - | - | - | - | - | - | - | - |
| Other Intangible Assets | 5060699000 | - | - | - | - | - | - | - | - | - | - | - | - | - | - | - | - | - | - | - | - | - | - | - |
| Infrastructure Outlay | 5060403000 | - | - | - | - | - | - | - | - | - | - | - | - | - | - | - | - | - | - | - | - | - | - | - |
| Communication Networks | 5060403006 | - | - | - | - | - | - | - | - | - | - | - | - | - | - | - | - | - | - | - | - | - | - | - |
| GRAND TOTAL | | 73,502,370.73 | (0.00) | 73,502,370.73 | 73,502,370.73 | (0.00) | - | - | 73,502,370.73 | 2,980,387.15 | 9,114,504.76 | 12,557,102.34 | - | 24,651,994.25 | 2,359,687.15 | 7,832,614.76 | 9,140,829.13 | - | 19,333,331.04 | - | 48,850,376.48 | - | 5,318,663.21 | |


CERTIFIED CORRECT:


LIGAYA M. MORA
 AO V, Budget Division


CERTIFIED CORRECT:


SHERY ANNE D. PADERON
 PPO IV, Accounting Division

NOTED BY:


DIR. MA. CORAZON B. ALMARIO
 Director IV, Financial Management Service

RECOMMENDING APPROVAL:


PRESIDENTIAL ASSISTANT ARNELO R. PAJARILLO
 Office for Finance and Administrative Services - Plans and Programs

APPROVED BY:


SECRETARY CARLITO G. GALVEZ JR.
 Presidential Adviser on Peace, Reconciliation and Unity