

**FINANCIAL REPORT OF OPERATIONS**  
AS OF JUNE 30, 2023

Department : Other Executive Offices (OEO)  
Agency : Office of the Presidential Adviser on Peace, Reconciliation and Unity (OPAPRU)  
Fund Title : General Fund

: 26  
: 026  
: 101

F/P/P CODE	PARTICULARS	ALLOTMENT RECEIVED		ACTUAL OBLIGATIONS	UNOBLIGATED ALLOTMENT BALANCE	REMARKS
		PREVIOUS BALANCE	THIS MONTH			
(1)	(2)	(3)	(4)	(5)	(6)	(7)
<b>CURRENT APPROPRIATIONS GAA FY 2023 - RA NO 11936</b>						
001	<b>OFFICE OF THE SECRETARY GENERAL SUPPORT SERVICES (PPA)</b>	19,512,034.40	-	5,386,234.02	14,125,800.38	
	A. Personnel Services	-	-	-	-	
	B. Maintenance & Other Operating Expenses	19,512,034.40		5,386,234.02	14,125,800.38	
002	<b>OFFICE OF THE SECRETARY GENERAL SUPPORT SERVICES (OPEX)</b>	8,387,504.32	-	6,723,585.70	1,663,918.62	
	A. Personnel Services	8,387,504.32	-	6,723,585.70	1,663,918.62	
	B. Maintenance & Other Operating Expenses	-	-	-	-	
003	<b>OFFICE OF THE EXECUTIVE DIRECTOR / OFFICE OF THE PRESIDENTIAL ASSISTANT FOR FINANCE AND ADMINISTRATIVE SERVICE, PLANS AND PROGRAMS (PPA)</b>	1,821,000.00	-	31,061.25	1,789,938.75	
	A. Personnel Services	-	-	-	-	
	B. Maintenance & Other Operating Expenses	1,821,000.00	-	31,061.25	1,789,938.75	
004	<b>OFFICE OF THE EXECUTIVE DIRECTOR / OFFICE OF THE PRESIDENTIAL ASSISTANT FOR FINANCE AND ADMINISTRATIVE SERVICE, PLANS AND PROGRAMS (OPEX)</b>	5,863,538.18	-	3,039,538.57	2,823,999.61	
	A. Personnel Services	4,684,538.18	-	2,658,034.28	2,026,503.90	
	B. Maintenance & Other Operating Expenses	1,179,000.00	-	381,504.29	797,495.71	
005	<b>OFFICE OF PA FOR LOCAL CONFLICT TRANSFORMATION AND PEACE SUSTAINABILITY (PPA)</b>	1,867,688.00	(300,000.00)	950,808.61	616,879.39	
	A. Personnel Services	-	-	-	-	
	B. Maintenance & Other Operating Expenses	1,867,688.00	(300,000.00)	950,808.61	616,879.39	
006	<b>OFFICE OF PA FOR LOCAL CONFLICT TRANSFORMATION AND PEACE SUSTAINABILITY (OPEX)</b>	4,485,386.84	300,000.00	1,823,571.42	2,961,815.42	
	A. Personnel Services	3,353,074.84	-	1,300,486.28	2,052,588.56	
	B. Maintenance & Other Operating Expenses	1,132,312.00	300,000.00	523,085.14	909,226.86	
007	<b>OFFICE OF PA FOR BANGSAMORO TRANSFORMATION (PPA)</b>	1,790,400.00	-	264,000.00	1,526,400.00	
	A. Personnel Services	-	-	-	-	
	B. Maintenance & Other Operating Expenses	1,790,400.00		264,000.00	1,526,400.00	
008	<b>OFFICE OF PA FOR BANGSAMORO TRANSFORMATION (OPEX)</b>	4,278,189.02	-	2,400,455.82	1,877,733.20	
	A. Personnel Services	3,068,589.02	-	2,219,478.17	849,110.85	
	B. Maintenance & Other Operating Expenses	1,209,600.00		180,977.65	1,028,622.35	
009	<b>OFFICE OF EDIR FOR LOCAL CONFLICT TRANSFORMATION (PPA)</b>	1,287,628.00	-	174,010.00	1,113,618.00	
	A. Personnel Services	-	-	-	-	
	B. Maintenance & Other Operating Expenses	1,287,628.00		174,010.00	1,113,618.00	
010	<b>OFFICE OF EDIR FOR LOCAL CONFLICT TRANSFORMATION (OPEX)</b>	4,857,224.23	-	2,194,534.49	2,662,689.74	



F/P/P CODE	PARTICULARS	ALLOTMENT RECEIVED		ACTUAL OBLIGATIONS	UNOBLIGATED ALLOTMENT BALANCE	REMARKS
		PREVIOUS BALANCE	THIS MONTH			
(1)	(2)	(3)	(4)	(5)	(6)	(7)
	A. Personnel Services B. Maintenance & Other Operating Expenses	3,744,852.23 1,112,372.00	-	1,554,018.59 640,515.90	2,190,833.64 471,856.10	
011	<b>OFFICE OF EDIR FOR BANGSAMORO TRANSFORMATION (PPA)</b>	<b>1,198,500.00</b>	<b>-</b>	<b>40,000.00</b>	<b>1,158,500.00</b>	
	A. Personnel Services B. Maintenance & Other Operating Expenses	- 1,198,500.00	-	- 40,000.00	- 1,158,500.00	
012	<b>OFFICE OF EDIR FOR BANGSAMORO TRANSFORMATION (OPEX)</b>	<b>3,929,935.84</b>	<b>-</b>	<b>2,405,899.78</b>	<b>1,524,036.06</b>	
	A. Personnel Services B. Maintenance & Other Operating Expenses	2,728,435.84 1,201,500.00	-	2,020,687.76 385,212.02	707,748.08 816,287.98	
013	<b>OFFICE OF EDIR FOR PLANS AND PROGRAMS (PPA)</b>	<b>824,015.00</b>	<b>(95,000.00)</b>	<b>398,785.92</b>	<b>330,229.08</b>	
	A. Personnel Services B. Maintenance & Other Operating Expenses	- 824,015.00	- (95,000.00)	- 398,785.92	- 330,229.08	
014	<b>OFFICE OF EDIR FOR PLANS AND PROGRAMS (OPEX)</b>	<b>5,679,505.65</b>	<b>95,000.00</b>	<b>3,688,837.50</b>	<b>2,085,668.15</b>	
	A. Personnel Services B. Maintenance & Other Operating Expenses	4,103,520.65 1,575,985.00	- 95,000.00	2,890,994.19 797,843.31	1,212,526.46 873,141.69	
015	<b>OFFICE OF EDIR FOR FINANCE AND ADMINISTRATIVE SERVICES (PPA)</b>	<b>1,519,746.78</b>	<b>-</b>	<b>50,000.00</b>	<b>1,469,746.78</b>	
	A. Personnel Services B. Maintenance & Other Operating Expenses	- 1,519,746.78	-	- 50,000.00	- 1,469,746.78	
016	<b>OFFICE OF EDIR FOR FINANCE AND ADMINISTRATIVE SERVICES (OPEX)</b>	<b>880,253.22</b>	<b>-</b>	<b>10,744.14</b>	<b>869,509.08</b>	
	A. Personnel Services B. Maintenance & Other Operating Expenses	- 880,253.22	-	- 10,744.14	- 869,509.08	
017	<b>OFFICE OF THE CHIEF OF STAFF (PPA)</b>	<b>1,499,860.00</b>	<b>-</b>	<b>140,536.60</b>	<b>1,359,323.40</b>	
	A. Personnel Services B. Maintenance & Other Operating Expenses	- 1,499,860.00	-	- 140,536.60	- 1,359,323.40	
018	<b>OFFICE OF THE CHIEF OF STAFF (OPEX)</b>	<b>6,180,326.59</b>	<b>-</b>	<b>2,936,022.67</b>	<b>3,244,303.92</b>	
	A. Personnel Services B. Maintenance & Other Operating Expenses	5,280,186.59 900,140.00	-	2,438,629.66 497,393.01	2,841,556.93 402,746.99	
019	<b>FAS - INFORMATION AND COMMUNICATIONS TECHNOLOGY SERVICE (PPA)</b>	<b>3,544,277.45</b>	<b>-</b>	<b>1,268,700.24</b>	<b>2,275,577.21</b>	
	A. Personnel Services B. Maintenance & Other Operating Expenses	- 3,544,277.45	-	- 1,268,700.24	- 2,275,577.21	
020	<b>FAS - INFORMATION AND COMMUNICATIONS TECHNOLOGY SERVICE (OPEX)</b>	<b>3,797,694.49</b>	<b>-</b>	<b>1,550,352.64</b>	<b>2,247,341.85</b>	
	A. Personnel Services B. Maintenance & Other Operating Expenses	1,329,971.94 2,467,722.55	-	292,842.43 1,257,510.21	1,037,129.51 1,210,212.34	
021	<b>FAS - FINANCIAL MANAGEMENT SERVICE (PPA)</b>	<b>1,003,216.00</b>	<b>-</b>	<b>267,243.29</b>	<b>735,972.71</b>	
	A. Personnel Services B. Maintenance & Other Operating Expenses	- 1,003,216.00	-	- 267,243.29	- 735,972.71	
022	<b>FAS - FINANCIAL MANAGEMENT SERVICE (OPEX)</b>	<b>17,628,473.35</b>	<b>(331,934.24)</b>	<b>10,335,337.07</b>	<b>6,961,202.04</b>	



F/P/P CODE	PARTICULARS	ALLOTMENT RECEIVED		ACTUAL OBLIGATIONS	UNOBLIGATED ALLOTMENT BALANCE	REMARKS
		PREVIOUS BALANCE	THIS MONTH			
(1)	(2)	(3)	(4)	(5)	(6)	(7)
	A. Personnel Services B. Maintenance & Other Operating Expenses	13,631,689.35 3,996,784.00	(331,934.24) -	8,789,569.62 1,545,767.45	4,510,185.49 2,451,016.55	
023	<b>FAS - ADMINISTRATIVE SERVICE (PPA)</b>	<b>4,403,828.00</b>	<b>-</b>	<b>2,754,448.23</b>	<b>1,649,379.77</b>	
	A. Personnel Services B. Maintenance & Other Operating Expenses	- 4,403,828.00	- -	- 2,754,448.23	- 1,649,379.77	
024	<b>FAS - ADMINISTRATIVE SERVICE (OPEX)</b>	<b>15,320,414.40</b>	<b>-</b>	<b>8,316,798.10</b>	<b>7,003,616.30</b>	
	A. Personnel Services B. Maintenance & Other Operating Expenses	9,224,242.40 6,096,172.00	- -	5,727,245.79 2,589,552.31	3,496,996.61 3,506,619.69	
025	<b>FAS - HUMAN RESOURCE MANAGEMENT SERVICE (PPA)</b>	<b>2,872,247.67</b>	<b>-</b>	<b>341,156.70</b>	<b>2,531,090.97</b>	
	A. Personnel Services B. Maintenance & Other Operating Expenses	- 2,872,247.67	- -	- 341,156.70	- 2,531,090.97	
026	<b>FAS - HUMAN RESOURCE MANAGEMENT SERVICE (OPEX)</b>	<b>9,419,332.07</b>	<b>-</b>	<b>4,494,453.83</b>	<b>4,924,878.24</b>	
	A. Personnel Services B. Maintenance & Other Operating Expenses	6,991,579.74 2,427,752.33	- -	3,476,793.05 1,017,660.78	3,514,786.69 1,410,091.55	
027	<b>LEGISLATIVE AND LEGAL SERVICE (PPA)</b>	<b>2,699,222.59</b>	<b>-</b>	<b>40,000.00</b>	<b>2,659,222.59</b>	
	A. Personnel Services B. Maintenance & Other Operating Expenses	- 2,699,222.59	- -	- 40,000.00	- 2,659,222.59	
028	<b>LEGISLATIVE AND LEGAL SERVICE (OPEX)</b>	<b>2,888,743.01</b>	<b>-</b>	<b>1,896,583.89</b>	<b>992,159.12</b>	
	A. Personnel Services B. Maintenance & Other Operating Expenses	- 2,888,743.01	- -	- 1,896,583.89	- 992,159.12	
029	<b>MANDATORY FOR GASS</b>	<b>23,700,000.00</b>	<b>-</b>	<b>13,787,922.85</b>	<b>9,912,077.15</b>	
	A. Personnel Services B. Maintenance & Other Operating Expenses	- 23,700,000.00	- -	- 13,787,922.85	- 9,912,077.15	
030	<b>POLICY DEVELOPMENT AND STRATEGY MANAGEMENT SERVICE (PPA)</b>	<b>1,801,950.64</b>	<b>36,082.82</b>	<b>658,511.54</b>	<b>1,179,521.92</b>	
	A. Personnel Services B. Maintenance & Other Operating Expenses	- 1,801,950.64	- 36,082.82	- 658,511.54	- 1,179,521.92	
031	<b>POLICY DEVELOPMENT AND STRATEGY MANAGEMENT SERVICE (OPEX)</b>	<b>4,130,417.25</b>	<b>295,851.42</b>	<b>3,488,801.51</b>	<b>937,467.16</b>	
	A. Personnel Services B. Maintenance & Other Operating Expenses	2,332,367.89 1,798,049.36	331,934.24 (36,082.82)	2,664,302.13 824,499.38	- 937,467.16	
032	<b>RESOURCE MANAGEMENT SERVICE (PPA)</b>	<b>2,204,914.00</b>	<b>-</b>	<b>666,618.31</b>	<b>1,538,295.69</b>	
	A. Personnel Services B. Maintenance & Other Operating Expenses	- 2,204,914.00	- -	- 666,618.31	- 1,538,295.69	
033	<b>RESOURCE MANAGEMENT SERVICE (OPEX)</b>	<b>6,525,265.55</b>	<b>-</b>	<b>3,388,163.74</b>	<b>3,137,101.81</b>	
	A. Personnel Services B. Maintenance & Other Operating Expenses	5,530,179.55 995,086.00	- -	2,882,547.31 505,616.43	2,647,632.24 489,469.57	
034	<b>MONITORING, EVALUATION, ACCOUNTABILITY AND LEARNING SERVICE (PPA)</b>	<b>2,559,803.00</b>	<b>-</b>	<b>592,316.42</b>	<b>1,967,486.58</b>	



F/P/P CODE	PARTICULARS	ALLOTMENT RECEIVED		ACTUAL OBLIGATIONS	UNOBLIGATED ALLOTMENT BALANCE	REMARKS
		PREVIOUS BALANCE	THIS MONTH			
(1)	(2)	(3)	(4)	(5)	(6)	(7)
	A. Personnel Services B. Maintenance & Other Operating Expenses	- 2,559,803.00	- -	- 592,316.42	- 1,967,486.58	
035	<b>MONITORING, EVALUATION, ACCOUNTABILITY AND LEARNING SERVICE (OPEX)</b>	<b>3,955,693.12</b>	<b>-</b>	<b>1,646,203.53</b>	<b>2,309,489.59</b>	
	A. Personnel Services B. Maintenance & Other Operating Expenses	3,015,496.12 940,197.00	- -	1,310,038.21 336,165.32	1,705,457.91 604,031.68	
036	<b>COMMUNICATION AND PUBLIC AFFAIRS SERVICE (PPA)</b>	<b>5,012,343.88</b>	<b>-</b>	<b>574,783.30</b>	<b>4,437,560.58</b>	
	A. Personnel Services B. Maintenance & Other Operating Expenses	- 5,012,343.88	- -	- 574,783.30	- 4,437,560.58	
037	<b>COMMUNICATION AND PUBLIC AFFAIRS SERVICE (OPEX)</b>	<b>7,679,427.46</b>	<b>-</b>	<b>5,029,685.30</b>	<b>2,649,742.16</b>	
	A. Personnel Services B. Maintenance & Other Operating Expenses	4,191,771.34 3,487,656.12	- -	2,159,923.57 2,869,761.73	2,031,847.77 617,894.39	
038	<b>NAPWPS - GASS (PPA)</b>	<b>2,513,526.34</b>	<b>-</b>	<b>550,801.18</b>	<b>1,962,725.16</b>	
	A. Personnel Services B. Maintenance & Other Operating Expenses	- 2,513,526.34	- -	- 550,801.18	- 1,962,725.16	
039	<b>NAPWPS - GASS (OPEX)</b>	<b>4,433,473.66</b>	<b>-</b>	<b>1,120,650.82</b>	<b>3,312,822.84</b>	
	A. Personnel Services B. Maintenance & Other Operating Expenses	- 4,433,473.66	- -	- 1,120,650.82	- 3,312,822.84	
040	<b>ADMINISTRATION OF PERSONNEL BENEFITS (PS)</b>	<b>351,000.00</b>	<b>-</b>	<b>-</b>	<b>351,000.00</b>	
	A. Personnel Services B. Maintenance & Other Operating Expenses	351,000.00 -	- -	- -	351,000.00 -	
041	<b>CONFIDENTIAL FUND (GASS)</b>	<b>20,000,000.00</b>	<b>-</b>	<b>20,000,000.00</b>	<b>-</b>	
	A. Personnel Services B. Maintenance & Other Operating Expenses	- 20,000,000.00	- -	- 20,000,000.00	- -	
042	<b>PEACE ACCORDS AND TRANSFORMATION OFFICE (PPA)</b>	<b>891,828.00</b>	<b>-</b>	<b>228,247.08</b>	<b>663,580.92</b>	
	A. Personnel Services B. Maintenance & Other Operating Expenses	- 891,828.00	- -	- 228,247.08	- 663,580.92	
043	<b>PEACE ACCORDS AND TRANSFORMATION OFFICE (OPEX)</b>	<b>8,321,364.35</b>	<b>-</b>	<b>3,960,468.35</b>	<b>4,360,896.00</b>	
	A. Personnel Services B. Maintenance & Other Operating Expenses	6,781,720.35 1,539,644.00	- -	3,036,526.12 923,942.23	3,745,194.23 615,701.77	
044	<b>RPM - P/RPA/ABB DIVISION (PPA)</b>	<b>8,540,736.44</b>	<b>-</b>	<b>3,741,050.58</b>	<b>4,799,685.86</b>	
	A. Personnel Services B. Maintenance & Other Operating Expenses	- 8,540,736.44	- -	- 3,741,050.58	- 4,799,685.86	
045	<b>RPM - P/RPA/ABB DIVISION (OPEX)</b>	<b>5,026,919.56</b>	<b>-</b>	<b>2,150,058.97</b>	<b>2,876,860.59</b>	
	A. Personnel Services B. Maintenance & Other Operating Expenses	- 5,026,919.56	- -	- 2,150,058.97	- 2,876,860.59	
046	<b>CBA - CPLA DIVISION (PPA)</b>	<b>4,634,119.96</b>	<b>-</b>	<b>3,053,925.09</b>	<b>1,580,194.87</b>	
	A. Personnel Services B. Maintenance & Other Operating Expenses	- 4,634,119.96	- -	- 3,053,925.09	- 1,580,194.87	



F/I/P CODE	PARTICULARS	ALLOTMENT RECEIVED		ACTUAL OBLIGATIONS	UNOBLIGATED ALLOTMENT BALANCE	REMARKS
		PREVIOUS BALANCE	THIS MONTH			
(1)	(2)	(3)	(4)	(5)	(6)	(7)
047	<b>CBA - CPLA DIVISION (OPEX)</b>	<b>1,676,652.04</b>	-	<b>801,839.12</b>	<b>874,812.92</b>	
	A. Personnel Services	-	-	-	-	
	B. Maintenance & Other Operating Expenses	1,676,652.04	-	801,839.12	874,812.92	
048	<b>LOCAL CONFLICT TRANSFORMATION OFFICE (PPA)</b>	<b>14,846,675.00</b>	-	<b>3,617,975.87</b>	<b>11,228,699.13</b>	
	A. Personnel Services	-	-	-	-	
	B. Maintenance & Other Operating Expenses	14,846,675.00	-	3,617,975.87	11,228,699.13	
049	<b>LOCAL CONFLICT TRANSFORMATION OFFICE (OPEX)</b>	<b>7,151,542.13</b>	-	<b>3,493,237.53</b>	<b>3,658,304.60</b>	
	A. Personnel Services	4,998,217.13	-	2,915,649.14	2,082,567.99	
	B. Maintenance & Other Operating Expenses	2,153,325.00	-	577,588.39	1,575,736.61	
050	<b>MNLF PEACE PROCESS OFFICE (PPA)</b>	<b>13,073,840.36</b>	-	<b>4,618,686.63</b>	<b>8,455,153.73</b>	
	A. Personnel Services	-	-	-	-	
	B. Maintenance & Other Operating Expenses	13,073,840.36	-	4,618,686.63	8,455,153.73	
051	<b>MNLF PEACE PROCESS OFFICE (OPEX)</b>	<b>9,260,079.01</b>	-	<b>7,410,266.87</b>	<b>1,849,812.14</b>	
	A. Personnel Services	5,204,369.37	-	3,468,719.48	1,735,649.89	
	B. Maintenance & Other Operating Expenses	4,055,709.64	-	3,941,547.39	114,162.25	
052	<b>PEACE PANEL AND POLITICAL CONCERNS OFFICE (PPA)</b>	<b>7,364,073.80</b>	-	<b>2,351,286.39</b>	<b>5,012,787.41</b>	
	A. Personnel Services	-	-	-	-	
	B. Maintenance & Other Operating Expenses	7,364,073.80	-	2,351,286.39	5,012,787.41	
053	<b>PEACE PANEL AND POLITICAL CONCERNS OFFICE (OPEX)</b>	<b>9,382,752.64</b>	-	<b>4,012,534.28</b>	<b>5,370,218.36</b>	
	A. Personnel Services	4,876,376.44	-	2,920,068.44	1,956,308.00	
	B. Maintenance & Other Operating Expenses	4,506,376.20	-	1,092,465.84	3,413,910.36	
054	<b>INTERNATIONAL MONITORING TEAM (PPA)</b>	<b>4,915,200.00</b>	-	-	<b>4,915,200.00</b>	
	A. Personnel Services	-	-	-	-	
	B. Maintenance & Other Operating Expenses	4,915,200.00	-	-	4,915,200.00	
055	<b>INTERNATIONAL MONITORING TEAM (OPEX)</b>	<b>12,084,800.00</b>	-	<b>3,372,729.82</b>	<b>8,712,070.18</b>	
	A. Personnel Services	-	-	-	-	
	B. Maintenance & Other Operating Expenses	12,084,800.00	-	3,372,729.82	8,712,070.18	
056	<b>JOINT COORDINATING COMMITTEE ON CESSATION OF HOSTILITIES (PPA)</b>	<b>3,103,200.00</b>	-	<b>27,512.76</b>	<b>3,075,687.24</b>	
	A. Personnel Services	-	-	-	-	
	B. Maintenance & Other Operating Expenses	3,103,200.00	-	27,512.76	3,075,687.24	
057	<b>JOINT COORDINATING COMMITTEE ON CESSATION OF HOSTILITIES (OPEX)</b>	<b>9,738,740.70</b>	-	<b>3,502,962.61</b>	<b>6,235,778.09</b>	
	A. Personnel Services	5,841,940.70	-	2,654,556.12	3,187,384.58	
	B. Maintenance & Other Operating Expenses	3,896,800.00	-	848,406.49	3,048,393.51	
058	<b>SOCIAL HEALING AND PEACEBUILDING OFFICE (PPA)</b>	<b>5,185,128.00</b>	<b>(71,250.00)</b>	<b>1,103,996.10</b>	<b>4,009,881.90</b>	
	A. Personnel Services	-	-	-	-	
	B. Maintenance & Other Operating Expenses	5,185,128.00	(71,250.00)	1,103,996.10	4,009,881.90	



F/P/P CODE	PARTICULARS	ALLOTMENT RECEIVED		ACTUAL OBLIGATIONS	UNOBLIGATED ALLOTMENT BALANCE	REMARKS
		PREVIOUS BALANCE	THIS MONTH			
(1)	(2)	(3)	(4)	(5)	(6)	(7)
059	<b>SOCIAL HEALING AND PEACEBUILDING OFFICE (OPEX)</b>	<b>4,501,872.74</b>	<b>71,250.00</b>	<b>2,161,971.40</b>	<b>2,411,151.34</b>	
	A. Personnel Services	3,687,000.74	-	1,700,450.48	1,986,550.26	
	B. Maintenance & Other Operating Expenses	814,872.00	71,250.00	461,520.92	424,601.08	
060	<b>INTERNATIONAL COOPERATION AND PARTNERSHIP OFFICE (PPA)</b>	<b>711,000.00</b>	<b>-</b>	<b>27,000.00</b>	<b>684,000.00</b>	
	A. Personnel Services	-	-	-	-	
	B. Maintenance & Other Operating Expenses	711,000.00	-	27,000.00	684,000.00	
061	<b>INTERNATIONAL COOPERATION AND PARTNERSHIP OFFICE (OPEX)</b>	<b>5,116,629.80</b>	<b>-</b>	<b>946,383.79</b>	<b>4,170,246.01</b>	
	A. Personnel Services	3,827,629.80	-	674,723.23	3,152,906.57	
	B. Maintenance & Other Operating Expenses	1,289,000.00	-	271,660.56	1,017,339.44	
062	<b>PAMANA NATIONAL PROGRAM MANAGEMENT OFFICE (PPA)</b>	<b>6,430,313.00</b>	<b>-</b>	<b>927,541.08</b>	<b>5,502,771.92</b>	
	A. Personnel Services	-	-	-	-	
	B. Maintenance & Other Operating Expenses	6,430,313.00	-	927,541.08	5,502,771.92	
063	<b>PAMANA NATIONAL PROGRAM MANAGEMENT OFFICE (OPEX)</b>	<b>54,956,975.81</b>	<b>(1,325,182.74)</b>	<b>4,383,402.56</b>	<b>49,248,390.51</b>	
	A. Personnel Services	51,697,188.81	(1,325,182.74)	3,226,198.07	47,145,808.00	
	B. Maintenance & Other Operating Expenses	3,259,787.00	-	1,157,204.49	2,102,582.51	
064	<b>OFFICE OF THE SECRETARY GENERAL SUPPORT SERVICES - MFO1 (PPA)</b>	<b>6,000,000.00</b>	<b>(1,903,984.00)</b>	<b>34,294.02</b>	<b>4,061,721.98</b>	
	A. Personnel Services	-	-	-	-	
	B. Maintenance & Other Operating Expenses	6,000,000.00	(1,903,984.00)	34,294.02	4,061,721.98	
065	<b>OFFICE OF THE SECRETARY GENERAL SUPPORT SERVICES - MFO1 (OPEX)</b>	<b>12,900,000.00</b>	<b>1,903,984.00</b>	<b>3,245,578.86</b>	<b>11,558,405.14</b>	
	A. Personnel Services	-	-	-	-	
	B. Maintenance & Other Operating Expenses	12,900,000.00	1,903,984.00	3,245,578.86	11,558,405.14	
066	<b>NAPWPS - MFO1 (PPA)</b>	<b>9,287,000.00</b>	<b>-</b>	<b>1,196,873.53</b>	<b>8,090,126.47</b>	
	A. Personnel Services	-	-	-	-	
	B. Maintenance & Other Operating Expenses	9,287,000.00	-	1,196,873.53	8,090,126.47	
067	<b>NAPWPS - MFO1 (OPEX)</b>	<b>-</b>	<b>-</b>	<b>-</b>	<b>-</b>	
	A. Personnel Services	-	-	-	-	
	B. Maintenance & Other Operating Expenses	-	-	-	-	
068	<b>LCT FISU: AMU - SOUTHERN LUZON DIVISION (PPA)</b>	<b>708,500.00</b>	<b>-</b>	<b>-</b>	<b>708,500.00</b>	
	A. Personnel Services	-	-	-	-	
	B. Maintenance & Other Operating Expenses	708,500.00	-	-	708,500.00	
069	<b>LCT FISU: AMU - SOUTHERN LUZON DIVISION (OPEX)</b>	<b>3,005,101.76</b>	<b>-</b>	<b>1,978,215.64</b>	<b>1,026,886.12</b>	
	A. Personnel Services	2,713,601.76	-	1,904,005.42	809,596.34	
	B. Maintenance & Other Operating Expenses	291,500.00	-	74,210.22	217,289.78	
070	<b>LCT FISU: AMU - NOTHERN LUZON DIVISION (PPA)</b>	<b>-</b>	<b>-</b>	<b>-</b>	<b>-</b>	
	A. Personnel Services	-	-	-	-	
	B. Maintenance & Other Operating Expenses	-	-	-	-	



F/P/P CODE	PARTICULARS	ALLOTMENT RECEIVED		ACTUAL OBLIGATIONS	UNOBLIGATED ALLOTMENT BALANCE	REMARKS
		PREVIOUS BALANCE	THIS MONTH			
(1)	(2)	(3)	(4)	(5)	(6)	(7)
071	LCT FISU: AMU - NOTHERN LUZON DIVISION (OPEX)	1,600,938.25	-	738,694.22	862,244.03	
	A. Personnel Services	600,938.25	-	381,798.80	219,139.45	
	B. Maintenance & Other Operating Expenses	1,000,000.00	-	356,895.42	643,104.58	
072	LCT FISU: AMU - VISAYAS DIVISION (PPA)	1,614,800.00	-	332,680.77	1,282,119.23	
	A. Personnel Services	-	-	-	-	
	B. Maintenance & Other Operating Expenses	1,614,800.00	-	332,680.77	1,282,119.23	
073	LCT FISU: AMU - VISAYAS DIVISION (OPEX)	2,116,032.45	-	1,169,502.16	946,530.29	
	A. Personnel Services	1,730,832.45	-	784,302.16	946,530.29	
	B. Maintenance & Other Operating Expenses	385,200.00	-	385,200.00	-	
074	LCT FISU: AMU - EASTERN MINDANAO DIVISION (PPA)	783,828.00	-	3,500.00	780,328.00	
	A. Personnel Services	-	-	-	-	
	B. Maintenance & Other Operating Expenses	783,828.00	-	3,500.00	780,328.00	
075	LCT FISU: AMU - EASTERN MINDANAO DIVISION (OPEX)	4,671,884.27	-	2,597,165.79	2,074,718.48	
	A. Personnel Services	2,455,712.27	-	770,848.00	1,684,864.27	
	B. Maintenance & Other Operating Expenses	2,216,172.00	-	1,826,317.79	389,854.21	
076	JND FISU: AMU - NORTHERN MINDANAO DIVISION - ILIGAN (PPA)	2,167,656.00	-	-	2,167,656.00	
	A. Personnel Services	-	-	-	-	
	B. Maintenance & Other Operating Expenses	2,167,656.00	-	-	2,167,656.00	
077	JND FISU: AMU - NORTHERN MINDANAO DIVISION - ILIGAN (OPEX)	2,804,165.75	-	1,657,499.54	1,146,666.21	
	A. Personnel Services	471,821.75	-	306,192.96	165,628.79	
	B. Maintenance & Other Operating Expenses	2,332,344.00	-	1,351,306.58	981,037.42	
078	JND FISU: AMU - SOUTH-CENTRAL MINDANAO DIVISION (PPA)	360,000.00	-	360,000.00	-	
	A. Personnel Services	-	-	-	-	
	B. Maintenance & Other Operating Expenses	360,000.00	-	360,000.00	-	
079	JND FISU: AMU - SOUTH-CENTRAL MINDANAO DIVISION (OPEX)	240,000.00	-	240,000.00	-	
	A. Personnel Services	-	-	-	-	
	B. Maintenance & Other Operating Expenses	240,000.00	-	240,000.00	-	
080	JND FISU: AMU - WESTERN MINDANAO DIVISION - ZAMBASULTA (PPA)	1,456,932.00	-	109,823.39	1,347,108.61	
	A. Personnel Services	-	-	-	-	
	B. Maintenance & Other Operating Expenses	1,456,932.00	-	109,823.39	1,347,108.61	
081	JND FISU: AMU - WESTERN MINDANAO DIVISION - ZAMBASULTA (OPEX)	1,670,970.30	117,356.66	1,342,070.12	446,256.84	
	A. Personnel Services	627,902.30	117,356.66	745,258.96	-	
	B. Maintenance & Other Operating Expenses	1,043,068.00	-	596,811.16	446,256.84	
082	MANDATORY FOR OPERATIONS	31,121,000.00	-	14,110,014.41	17,010,985.59	
	A. Personnel Services	-	-	-	-	
	B. Maintenance & Other Operating Expenses	31,121,000.00	-	14,110,014.41	17,010,985.59	



F/P/P CODE	PARTICULARS	ALLOTMENT RECEIVED		ACTUAL OBLIGATIONS	UNOBLIGATED ALLOTMENT BALANCE	REMARKS
		PREVIOUS BALANCE	THIS MONTH			
(1)	(2)	(3)	(4)	(5)	(6)	(7)
083	CONFIDENTIAL FUND (MFO1)	34,000,000.00	-	7,000,000.00	27,000,000.00	
	A. Personnel Services	-	-	-	-	
	B. Maintenance & Other Operating Expenses	34,000,000.00	-	7,000,000.00	27,000,000.00	
084	JOINT NORMALIZATION COMMITTEE (PPA)	5,577,183.24	-	1,592,314.90	3,984,868.34	
	A. Personnel Services	-	-	-	-	
	B. Maintenance & Other Operating Expenses	5,577,183.24	-	1,592,314.90	3,984,868.34	
085	JOINT NORMALIZATION COMMITTEE (OPEX)	10,007,513.57	(165,314.38)	6,297,322.06	3,544,877.13	
	A. Personnel Services	3,584,696.81	(165,314.38)	2,482,972.62	936,409.81	
	B. Maintenance & Other Operating Expenses	6,422,816.76	-	3,814,349.44	2,608,467.32	
086	SOCIO-ECONOMIC DEVELOPMENT UNIT - JTFCT (PPA)	1,194,797.00	-	222,532.65	972,264.35	
	A. Personnel Services	-	-	-	-	
	B. Maintenance & Other Operating Expenses	1,194,797.00	-	222,532.65	972,264.35	
087	SOCIO-ECONOMIC DEVELOPMENT UNIT - JTFCT (OPEX)	3,594,179.46	-	3,199,629.27	394,550.19	
	A. Personnel Services	2,788,976.46	-	2,411,899.96	377,076.50	
	B. Maintenance & Other Operating Expenses	805,203.00	-	787,729.31	17,473.69	
088	SECURITY UNIT FOR JPSC / JPST (PPA)	1,523,852.96	-	157,500.00	1,366,352.96	
	A. Personnel Services	-	-	-	-	
	B. Maintenance & Other Operating Expenses	1,523,852.96	-	157,500.00	1,366,352.96	
089	SECURITY UNIT FOR JPSC / JPST (OPEX)	4,357,682.73	165,314.38	2,543,621.91	1,979,375.20	
	A. Personnel Services	881,535.69	165,314.38	1,046,850.07	-	
	B. Maintenance & Other Operating Expenses	3,476,147.04	-	1,496,771.84	1,979,375.20	
090	FIELD OPERATIONS SUPPORT UNIT (PPA)	2,321,660.00	-	108,891.25	2,212,768.75	
	A. Personnel Services	-	-	-	-	
	B. Maintenance & Other Operating Expenses	2,321,660.00	-	108,891.25	2,212,768.75	
091	FIELD OPERATIONS SUPPORT UNIT (OPEX)	12,355,116.50	-	7,369,985.55	4,985,130.95	
	A. Personnel Services	4,676,776.50	-	2,920,356.86	1,756,419.64	
	B. Maintenance & Other Operating Expenses	7,678,340.00	-	4,449,628.69	3,228,711.31	
092	NORMALIZATION CORE UNIT (PPA)	251,800.00	-	12,000.00	239,800.00	
	A. Personnel Services	-	-	-	-	
	B. Maintenance & Other Operating Expenses	251,800.00	-	12,000.00	239,800.00	
093	NORMALIZATION CORE UNIT (OPEX)	13,875,787.51	-	5,381,956.60	8,493,830.91	
	A. Personnel Services	1,491,687.51	-	740,648.16	751,039.35	
	B. Maintenance & Other Operating Expenses	12,384,100.00	-	4,641,308.44	7,742,791.56	
094	TRANSITIONAL JUSTICE, HEALING AND RECONCILIATION UNIT (PPA)	1,760,000.00	-	400,557.45	1,359,442.55	
	A. Personnel Services	-	-	-	-	
	B. Maintenance & Other Operating Expenses	1,760,000.00	-	400,557.45	1,359,442.55	



F/P/P CODE	PARTICULARS	ALLOTMENT RECEIVED		ACTUAL OBLIGATIONS	UNOBLIGATED ALLOTMENT BALANCE	REMARKS
		PREVIOUS BALANCE	THIS MONTH			
(1)	(2)	(3)	(4)	(5)	(6)	(7)
095	TRANSITIONAL JUSTICE, HEALING AND RECONCILIATION UNIT (OPEX)	2,177,831.03	-	1,381,023.45	796,807.58	
	A. Personnel Services	1,937,831.03	-	1,361,737.64	576,093.39	
	B. Maintenance & Other Operating Expenses	240,000.00	-	19,285.81	220,714.19	
096	NAPWPS - LFP (PPA)	3,486,100.00	-	1,173,500.00	2,312,600.00	
	A. Personnel Services	-	-	-	-	
	B. Maintenance & Other Operating Expenses	3,486,100.00	-	1,173,500.00	2,312,600.00	
097	NAPWPS - LFP (OPEX)	-	-	-	-	
	A. Personnel Services	-	-	-	-	
	B. Maintenance & Other Operating Expenses	-	-	-	-	
098	MANDATORY FOR LFP	14,600,000.00	-	6,347,059.23	8,252,940.77	
	A. Personnel Services	-	-	-	-	
	B. Maintenance & Other Operating Expenses	14,600,000.00	-	6,347,059.23	8,252,940.77	
099	SOCIO-ECONOMIC DEVELOPMENT UNIT - TFDCC (PPA)	1,664,469.69	-	555,921.68	1,108,548.01	
	A. Personnel Services	-	-	-	-	
	B. Maintenance & Other Operating Expenses	1,664,469.69	-	555,921.68	1,108,548.01	
100	SOCIO-ECONOMIC DEVELOPMENT UNIT - TFDCC (OPEX)	6,335,530.31	-	4,013,499.74	2,322,030.57	
	A. Personnel Services	-	-	-	-	
	B. Maintenance & Other Operating Expenses	6,335,530.31	-	4,013,499.74	2,322,030.57	
101	TRANSITIONAL JUSTICE, HEALING AND RECONCILIATION UNIT - MFO1 (PPA)	-	-	-	-	
	A. Personnel Services	-	-	-	-	
	B. Maintenance & Other Operating Expenses	-	-	-	-	
102	TRANSITIONAL JUSTICE, HEALING AND RECONCILIATION UNIT - MFO1 (OPEX)	1,500,000.00	-	963,757.97	536,242.03	
	A. Personnel Services	-	-	-	-	
	B. Maintenance & Other Operating Expenses	1,500,000.00	-	963,757.97	536,242.03	
103	LPED - OTHER MOOE FOR NTF ELCAC (PPA)	-	-	-	-	
	A. Personnel Services	-	-	-	-	
	B. Maintenance & Other Operating Expenses	-	-	-	-	
104	KNOWLEDGE MANAGEMENT AND PEACE INSTITUTE SERVICE (PPA)	2,476,664.92	-	1,331,409.59	1,145,255.33	
	A. Personnel Services	-	-	-	-	
	B. Maintenance & Other Operating Expenses	2,476,664.92	-	1,331,409.59	1,145,255.33	
105	KNOWLEDGE MANAGEMENT AND PEACE INSTITUTE SERVICE (OPEX)	2,406,305.72	-	1,785,131.71	621,174.01	
	A. Personnel Services	1,582,970.64	-	994,950.27	588,020.37	
	B. Maintenance & Other Operating Expenses	823,335.08	-	790,181.44	33,153.64	
106	AD HOC JOINT ACTION GROUP (PPA)	528,000.00	-	-	528,000.00	
	A. Personnel Services	-	-	-	-	
	B. Maintenance & Other Operating Expenses	528,000.00	-	-	528,000.00	



F/P/P CODE	PARTICULARS	ALLOTMENT RECEIVED		ACTUAL OBLIGATIONS	UNOBLIGATED ALLOTMENT BALANCE	REMARKS
		PREVIOUS BALANCE	THIS MONTH			
(1)	(2)	(3)	(4)	(5)	(6)	(7)
107	AD HOC JOINT ACTION GROUP (OPEX)	972,000.00	-	-	972,000.00	
	A. Personnel Services	-	-	-	-	
	B. Maintenance & Other Operating Expenses	972,000.00	-	-	972,000.00	
108	LCTO TRANSFORMATION PROGRAM (PPA)	99,652,550.00	-	21,402,929.00	78,249,621.00	
	A. Personnel Services	-	-	-	-	
	B. Maintenance & Other Operating Expenses	99,652,550.00	-	21,402,929.00	78,249,621.00	
109	LCTO TRANSFORMATION PROGRAM (OPEX)	347,450.00	-	-	347,450.00	
	A. Personnel Services	-	-	-	-	
	B. Maintenance & Other Operating Expenses	347,450.00	-	-	347,450.00	
110	MNLF TRANSFORMATION PROGRAM - SECURITY COMPONENT (PPA)	36,080,000.00	-	36,080,000.00	-	
	A. Personnel Services	-	-	-	-	
	B. Maintenance & Other Operating Expenses	36,080,000.00	-	36,080,000.00	-	
112	PAMANA-MNLF TRANSFORMATION PROGRAM - SOCIO-ECONOMIC COMPONENT (PPA)	258,200,000.00	-	255,210,034.80	2,989,965.20	
	A. Personnel Services	-	-	-	-	
	B. Maintenance & Other Operating Expenses	258,200,000.00	-	255,210,034.80	2,989,965.20	
113	NATIONAL AMNESTY COMMISSION (PPA)	17,331,000.00	-	1,683,350.00	15,647,650.00	
	A. Personnel Services	-	-	-	-	
	B. Maintenance & Other Operating Expenses	17,331,000.00	-	1,683,350.00	15,647,650.00	
	C. Capital Outlay	-	-	-	-	
114	NATIONAL AMNESTY COMMISSION (OPEX)	73,256,496.00	-	6,367,462.66	66,889,033.34	
	A. Personnel Services	2,118,496.00	-	2,118,496.00	-	
	B. Maintenance & Other Operating Expenses	69,019,000.00	-	4,248,966.66	64,770,033.34	
	C. Capital Outlay	2,119,000.00	-	-	2,119,000.00	
115	PEACE EDUCATION AND PEACE PROMOTION INTERVENTIONS	6,806,000.00	-	1,753,894.52	5,052,105.48	
	A. Personnel Services	-	-	-	-	
	B. Maintenance & Other Operating Expenses	6,806,000.00	-	1,753,894.52	5,052,105.48	
116	PREVENTING, COUNTERING AND TRANSFORMING VIOLENT EXTREMISM (PCTVE)- PPA	10,000,000.00	(428,750.00)	273,022.00	9,298,228.00	
	A. Personnel Services	-	-	-	-	
	B. Maintenance & Other Operating Expenses	10,000,000.00	(428,750.00)	273,022.00	9,298,228.00	
117	POLICY DEVELOPMENT AND STRATEGY MANAGEMENT SERVICE (PPA) - GAD GASS	180,000.00	-	151,000.00	29,000.00	
	A. Personnel Services	-	-	-	-	
	B. Maintenance & Other Operating Expenses	180,000.00	-	151,000.00	29,000.00	



F/P/P CODE	PARTICULARS	ALLOTMENT RECEIVED		ACTUAL OBLIGATIONS	UNOBLIGATED ALLOTMENT BALANCE	REMARKS
		PREVIOUS BALANCE	THIS MONTH			
(1)	(2)	(3)	(4)	(5)	(6)	(7)
183	PREVENTING, COUNTERING AND TRANSFORMING VIOLENT EXTREMISM (OPEX)	-	428,750.00	-	428,750.00	
	A. Personnel Services	-	-	-	-	
	B. Maintenance & Other Operating Expenses		428,750.00		428,750.00	
118	TRANSITIONAL JUSTICE, HEALING AND RECONCILIATION UNIT - MFO1 (PPA) - G	75,000.00	-	-	75,000.00	
	A. Personnel Services	-	-	-	-	
	B. Maintenance & Other Operating Expenses	75,000.00			75,000.00	
119	MNLF PEACE PROCESS OFFICE (PPA) - GAD MFO	850,000.00	-	-	850,000.00	
	A. Personnel Services	-	-	-	-	
	B. Maintenance & Other Operating Expenses	850,000.00			850,000.00	
120	PEACE ACCORDS AND TRANSFORMATION OFFICE (PPA) - GAD MFO	1,100,000.00	-	-	1,100,000.00	
	A. Personnel Services	-	-	-	-	
	B. Maintenance & Other Operating Expenses	1,100,000.00			1,100,000.00	
127	NATIONAL AMNESTY COMMISSION (OPEX) FROM MFO	2,814,777.24	1,207,826.08	4,022,603.32	-	
	A. Personnel Services	2,814,777.24	1,207,826.08	4,022,603.32	-	
	B. Maintenance & Other Operating				-	
180	REPROGRAMMING-NORMALIZATION PROGRAM	765,678,000.00	-	665,211,485.44	100,466,514.56	
	A. Personnel Services	-	-	-	-	
	B. Maintenance & Other Operating	765,678,000.00		665,211,485.44	100,466,514.56	
181	RPMP-RPA-ABB ADDITIONAL FUND	58,095,000.00	-	44,373,415.04	13,721,584.96	
	A. Personnel Services				-	
	B. Maintenance & Other Operating	58,095,000.00		44,373,415.04	13,721,584.96	
	<b>REGULAR FUND SUB-TOTAL</b>	<b>1,961,164,000.00</b>	<b>-</b>	<b>1,288,803,960.10</b>	<b>672,360,039.90</b>	
	A. Personnel Services	199,342,000.00	-	92,698,989.02	106,643,010.98	
	B. Maintenance & Other Operating Expenses	1,759,703,000.00	-	1,196,104,971.08	563,598,028.92	
	C. Capital Outlay	2,119,000.00	-	-	2,119,000.00	
	<b>TOTAL CURRENT APPROPRIATIONS GAA FY 2023 - RA NO 11936</b>	<b>1,961,164,000.00</b>	<b>-</b>	<b>1,288,803,960.10</b>	<b>672,360,039.90</b>	
	A. Personnel Services	199,342,000.00	-	92,698,989.02	106,643,010.98	
	B. Maintenance & Other Operating Expenses	1,759,703,000.00	-	1,196,104,971.08	563,598,028.92	
	C. Capital Outlay	2,119,000.00	-	-	2,119,000.00	
<b>PRIOR YEARS CONTINUING APPROPRIATIONS GAA FY 2022 - RA NO 11639</b>						
001	OFFICE OF THE SECRETARY GENERAL SUPPORT SERVICES (PPA)	1,164,940.36	-	183,864.78	981,075.58	
	A. Personnel Services	-	-	-	-	
	B. Maintenance & Other Operating Expenses	1,164,940.36	-	183,864.78	981,075.58	
002	OFFICE OF THE SECRETARY GENERAL SUPPORT SERVICES (OPEX)	942,014.00	-	-	942,014.00	
	A. Personnel Services	-	-	-	-	
	B. Maintenance & Other Operating Expenses	942,014.00	-	-	942,014.00	



F/P/P CODE	PARTICULARS	ALLOTMENT RECEIVED		ACTUAL OBLIGATIONS	UNOBLIGATED ALLOTMENT BALANCE	REMARKS
		PREVIOUS BALANCE	THIS MONTH			
(1)	(2)	(3)	(4)	(5)	(6)	(7)
003	OFFICE OF THE EXECUTIVE DIRECTOR / OFFICE OF THE PRESIDENTIAL ASSISTANT FOR FINANCE AND ADMINISTRATIVE SERVICE, PLANS AND PROGRAMS (PPA)	497,250.72	-	-	497,250.72	
	A. Personnel Services	-	-	-	-	
	B. Maintenance & Other Operating Expenses	497,250.72	-	-	497,250.72	
004	OFFICE OF THE EXECUTIVE DIRECTOR / OFFICE OF THE PRESIDENTIAL ASSISTANT FOR FINANCE AND ADMINISTRATIVE SERVICE, PLANS AND PROGRAMS (OPEX)	-	-	-	-	
	A. Personnel Services	-	-	-	-	
	B. Maintenance & Other Operating Expenses	-	-	-	-	
005	OFFICE OF PA FOR LOCAL CONFLICT TRANSFORMATION AND PEACE SUSTAINABILITY (PPA)	591,000.00	-	200,302.68	390,697.32	
	A. Personnel Services	-	-	-	-	
	B. Maintenance & Other Operating Expenses	591,000.00	-	200,302.68	390,697.32	
006	OFFICE OF PA FOR LOCAL CONFLICT TRANSFORMATION AND PEACE SUSTAINABILITY (OPEX)	780,981.46	-	-	780,981.46	
	A. Personnel Services	-	-	-	-	
	B. Maintenance & Other Operating Expenses	780,981.46	-	-	780,981.46	
007	OFFICE OF PA FOR BANGSAMORO TRANSFORMATION (PPA)	-	-	-	-	
	A. Personnel Services	-	-	-	-	
	B. Maintenance & Other Operating Expenses	-	-	-	-	
008	OFFICE OF PA FOR BANGSAMORO TRANSFORMATION (OPEX)	-	-	-	-	
	A. Personnel Services	-	-	-	-	
	B. Maintenance & Other Operating Expenses	-	-	-	-	
009	OFFICE OF EDIR FOR LOCAL CONFLICT TRANSFORMATION (PPA)	180,904.44	-	46,000.00	134,904.44	
	A. Personnel Services	-	-	-	-	
	B. Maintenance & Other Operating Expenses	180,904.44	-	46,000.00	134,904.44	
010	OFFICE OF EDIR FOR LOCAL CONFLICT TRANSFORMATION (OPEX)	220,000.00	-	147,482.00	72,518.00	
	A. Personnel Services	-	-	-	-	
	B. Maintenance & Other Operating Expenses	220,000.00	-	147,482.00	72,518.00	
011	OFFICE OF EDIR FOR BANGSAMORO TRANSFORMATION (PPA)	20,224.42	-	-	20,224.42	
	A. Personnel Services	-	-	-	-	
	B. Maintenance & Other Operating Expenses	20,224.42	-	-	20,224.42	
012	OFFICE OF EDIR FOR BANGSAMORO TRANSFORMATION (OPEX)	155,000.00	-	-	155,000.00	
	A. Personnel Services	-	-	-	-	
	B. Maintenance & Other Operating Expenses	155,000.00	-	-	155,000.00	
013	OFFICE OF EDIR FOR PLANS AND PROGRAMS (PPA)	-	-	-	-	
	A. Personnel Services	-	-	-	-	
	B. Maintenance & Other Operating Expenses	-	-	-	-	



F/P/P CODE	PARTICULARS	ALLOTMENT RECEIVED		ACTUAL OBLIGATIONS	UNOBLIGATED ALLOTMENT BALANCE	REMARKS
		PREVIOUS BALANCE	THIS MONTH			
(1)	(2)	(3)	(4)	(5)	(6)	(7)
014	OFFICE OF EDIR FOR PLANS AND PROGRAMS (OPEX)	-	187,600.00	-	187,600.00	
	A. Personnel Services	-	-	-	-	
	B. Maintenance & Other Operating Expenses		187,600.00	-	187,600.00	
015	OFFICE OF EDIR FOR FINANCE AND ADMINISTRATIVE SERVICES (PPA)	149,820.18	(44,090.40)	-	105,729.78	
	A. Personnel Services	-	-	-	-	
	B. Maintenance & Other Operating Expenses	149,820.18	(44,090.40)	-	105,729.78	
016	OFFICE OF EDIR FOR FINANCE AND ADMINISTRATIVE SERVICES (OPEX)	785,796.00	(545,309.60)	-	240,486.40	
	A. Personnel Services	-	-	-	-	
	B. Maintenance & Other Operating Expenses	785,796.00	(545,309.60)	-	240,486.40	
017	OFFICE OF THE CHIEF OF STAFF (PPA)	319,808.44	-	49,500.00	270,308.44	
	A. Personnel Services	-	-	-	-	
	B. Maintenance & Other Operating Expenses	319,808.44	-	49,500.00	270,308.44	
018	OFFICE OF THE CHIEF OF STAFF (OPEX)	216,912.00	-	32,413.75	184,498.25	
	A. Personnel Services	-	-	-	-	
	B. Maintenance & Other Operating Expenses	216,912.00	-	32,413.75	184,498.25	
019	FAS - INFORMATION AND COMMUNICATIONS TECHNOLOGY SERVICE (PPA)	-	-	-	-	
	A. Personnel Services	-	-	-	-	
	B. Maintenance & Other Operating Expenses	-	-	-	-	
020	FAS - INFORMATION AND COMMUNICATIONS TECHNOLOGY SERVICE (OPEX)	-	-	-	-	
	A. Personnel Services	-	-	-	-	
	B. Maintenance & Other Operating Expenses	-	-	-	-	
021	FAS - FINANCIAL MANAGEMENT SERVICE (PPA)	-	253,800.00	209,709.96	44,090.04	
	A. Personnel Services	-	-	-	-	
	B. Maintenance & Other Operating Expenses		253,800.00	209,709.96	44,090.04	
022	FAS - FINANCIAL MANAGEMENT SERVICE (OPEX)	-	-	-	-	
	A. Personnel Services	-	-	-	-	
	B. Maintenance & Other Operating Expenses	-	-	-	-	
023	FAS - ADMINISTRATIVE SERVICE (PPA)	-	-	-	-	
	A. Personnel Services	-	-	-	-	
	B. Maintenance & Other Operating Expenses	-	-	-	-	
024	FAS - ADMINISTRATIVE SERVICE (OPEX)	4,214,483.77	-	628,034.78	3,586,448.99	
	A. Personnel Services	-	-	-	-	
	B. Maintenance & Other Operating Expenses	4,214,483.77	-	628,034.78	3,586,448.99	
025	FAS - HUMAN RESOURCE MANAGEMENT SERVICE (PPA)	1,319,080.14	148,000.00	535,500.00	931,580.14	
	A. Personnel Services	-	-	-	-	
	B. Maintenance & Other Operating Expenses	1,319,080.14	148,000.00	535,500.00	931,580.14	



F/P/P CODE	PARTICULARS	ALLOTMENT RECEIVED		ACTUAL OBLIGATIONS	UNOBLIGATED ALLOTMENT BALANCE	REMARKS
		PREVIOUS BALANCE	THIS MONTH			
(1)	(2)	(3)	(4)	(5)	(6)	(7)
026	<b>FAS - HUMAN RESOURCE MANAGEMENT SERVICE (OPEX)</b>	-	-	-	-	
	A. Personnel Services	-	-	-	-	
	B. Maintenance & Other Operating Expenses	-	-	-	-	
027	<b>LEGISLATIVE AND LEGAL SERVICE (PPA)</b>	900,000.00	-	28,151.34	871,848.66	
	A. Personnel Services	-	-	-	-	
	B. Maintenance & Other Operating Expenses	900,000.00	-	28,151.34	871,848.66	
028	<b>LEGISLATIVE AND LEGAL SERVICE (OPEX)</b>	300,000.00	-	43,200.00	256,800.00	
	A. Personnel Services	-	-	-	-	
	B. Maintenance & Other Operating Expenses	300,000.00	-	43,200.00	256,800.00	
029	<b>MANDATORY FOR GASS</b>	-	-	-	-	
	A. Personnel Services	-	-	-	-	
	B. Maintenance & Other Operating Expenses	-	-	-	-	
030	<b>POLICY DEVELOPMENT AND STRATEGY MANAGEMENT SERVICE (PPA)</b>	2,298,161.20	-	289,465.20	2,008,696.00	
	A. Personnel Services	-	-	-	-	
	B. Maintenance & Other Operating Expenses	2,298,161.20	-	289,465.20	2,008,696.00	
031	<b>POLICY DEVELOPMENT AND STRATEGY MANAGEMENT SERVICE (OPEX)</b>	278,776.44	-	46,997.00	231,779.44	
	A. Personnel Services	-	-	-	-	
	B. Maintenance & Other Operating Expenses	278,776.44	-	46,997.00	231,779.44	
032	<b>RESOURCE MANAGEMENT SERVICE (PPA)</b>	-	-	-	-	
	A. Personnel Services	-	-	-	-	
	B. Maintenance & Other Operating Expenses	-	-	-	-	
033	<b>RESOURCE MANAGEMENT SERVICE (OPEX)</b>	-	-	-	-	
	A. Personnel Services	-	-	-	-	
	B. Maintenance & Other Operating Expenses	-	-	-	-	
034	<b>MONITORING, EVALUATION, ACCOUNTABILITY AND LEARNING SERVICE (PPA)</b>	-	-	-	-	
	A. Personnel Services	-	-	-	-	
	B. Maintenance & Other Operating Expenses	-	-	-	-	
035	<b>MONITORING, EVALUATION, ACCOUNTABILITY AND LEARNING SERVICE (OPEX)</b>	-	-	-	-	
	A. Personnel Services	-	-	-	-	
	B. Maintenance & Other Operating Expenses	-	-	-	-	
036	<b>COMMUNICATION AND PUBLIC AFFAIRS SERVICE (PPA)</b>	1,100,000.00	-	145,495.00	954,505.00	
	A. Personnel Services	-	-	-	-	
	B. Maintenance & Other Operating Expenses	1,100,000.00	-	145,495.00	954,505.00	
037	<b>COMMUNICATION AND PUBLIC AFFAIRS SERVICE (OPEX)</b>	263,800.00	-	2,094.37	261,705.63	
	A. Personnel Services	-	-	-	-	



F/P/P CODE	PARTICULARS	ALLOTMENT RECEIVED		ACTUAL OBLIGATIONS	UNOBLIGATED ALLOTMENT BALANCE	REMARKS
		PREVIOUS BALANCE	THIS MONTH			
(1)	(2)	(3)	(4)	(5)	(6)	(7)
	B. Maintenance & Other Operating Expenses	263,800.00	-	2,094.37	261,705.63	
038	NAPWPS - GASS (PPA)	-	-	-	-	
	A. Personnel Services B. Maintenance & Other Operating Expenses	-	-	-	-	
039	NAPWPS - GASS (OPEX)	-	-	-	-	
	A. Personnel Services B. Maintenance & Other Operating Expenses	-	-	-	-	
042	PEACE ACCORDS AND TRANSFORMATION OFFICE (PPA)	-	-	-	-	
	A. Personnel Services B. Maintenance & Other Operating Expenses	-	-	-	-	
043	PEACE ACCORDS AND TRANSFORMATION OFFICE (OPEX)	-	-	-	-	
	A. Personnel Services B. Maintenance & Other Operating Expenses	-	-	-	-	
044	RPM - P/RPA/ABB DIVISION (PPA)	299,717.64	-	-	299,717.64	
	A. Personnel Services B. Maintenance & Other Operating Expenses	-	-	-	-	
045	RPM - P/RPA/ABB DIVISION (OPEX)	-	-	-	-	
	A. Personnel Services B. Maintenance & Other Operating Expenses	-	-	-	-	
046	CBA - CPLA DIVISION (PPA)	1,706,920.00	-	91,954.00	1,614,966.00	
	A. Personnel Services B. Maintenance & Other Operating Expenses	-	-	-	-	
047	CBA - CPLA DIVISION (OPEX)	801,800.00	-	-	801,800.00	
	A. Personnel Services B. Maintenance & Other Operating Expenses	-	-	-	-	
048	LOCAL CONFLICT TRANSFORMATION OFFICE (PPA)	2,865,118.18	-	-	2,865,118.18	
	A. Personnel Services B. Maintenance & Other Operating Expenses	-	-	-	-	
049	LOCAL CONFLICT TRANSFORMATION OFFICE (OPEX)	2,130,665.56	-	428,962.00	1,701,703.56	
	A. Personnel Services B. Maintenance & Other Operating Expenses	-	-	-	-	
050	MNLF PEACE PROCESS OFFICE (PPA)	675,446.37	-	513,861.34	161,585.03	
	A. Personnel Services B. Maintenance & Other Operating Expenses	-	-	-	-	
051	MNLF PEACE PROCESS OFFICE (OPEX)	-	-	-	-	
	A. Personnel Services B. Maintenance & Other Operating Expenses	-	-	-	-	
052	PEACE PANEL AND POLITICAL CONCERNS OFFICE (PPA)	-	-	-	-	
	A. Personnel Services	-	-	-	-	



F/P/P CODE	PARTICULARS	ALLOTMENT RECEIVED		ACTUAL OBLIGATIONS	UNOBLIGATED ALLOTMENT BALANCE	REMARKS
		PREVIOUS BALANCE	THIS MONTH			
(1)	(2)	(3)	(4)	(5)	(6)	(7)
	B. Maintenance & Other Operating Expenses		-	-	-	
053	PEACE PANEL AND POLITICAL CONCERNS OFFICE (OPEX)	-	-	-	-	
	A. Personnel Services	-	-	-	-	
	B. Maintenance & Other Operating Expenses	-	-	-	-	
058	SOCIAL HEALING AND PEACEBUILDING OFFICE (PPA)	1,321,213.57	-	-	1,321,213.57	
	A. Personnel Services	-	-	-	-	
	B. Maintenance & Other Operating Expenses	1,321,213.57	-	-	1,321,213.57	
059	SOCIAL HEALING AND PEACEBUILDING OFFICE (OPEX)	-	-	-	-	
	A. Personnel Services	-	-	-	-	
	B. Maintenance & Other Operating Expenses	-	-	-	-	
060	INTERNATIONAL COOPERATION AND PARTNERSHIP OFFICE (PPA)	1,410,307.69	(398,400.00)	35,755.00	976,152.69	
	A. Personnel Services	-	-	-	-	
	B. Maintenance & Other Operating Expenses	1,410,307.69	(398,400.00)	35,755.00	976,152.69	
061	INTERNATIONAL COOPERATION AND PARTNERSHIP OFFICE (OPEX)	469,590.00	398,400.00	-	867,990.00	
	A. Personnel Services	-	-	-	-	
	B. Maintenance & Other Operating Expenses	469,590.00	398,400.00	-	867,990.00	
062	PAMANA NATIONAL PROGRAM MANAGEMENT OFFICE (PPA)	2,176,169.51	-	242,822.00	1,933,347.51	
	A. Personnel Services	-	-	-	-	
	B. Maintenance & Other Operating Expenses	2,176,169.51	-	242,822.00	1,933,347.51	
063	PAMANA NATIONAL PROGRAM MANAGEMENT OFFICE (OPEX)	1,168,088.00	-	10,210.82	1,157,877.18	
	A. Personnel Services	-	-	-	-	
	B. Maintenance & Other Operating Expenses	1,168,088.00	-	10,210.82	1,157,877.18	
064	OFFICE OF THE SECRETARY GENERAL SUPPORT SERVICES - MFO1 (PPA)	5,826,552.75	-	3,083,272.50	2,743,280.25	
	A. Personnel Services	-	-	-	-	
	B. Maintenance & Other Operating Expenses	5,826,552.75	-	3,083,272.50	2,743,280.25	
065	OFFICE OF THE SECRETARY GENERAL SUPPORT SERVICES - MFO1 (OPEX)	419,600.00	-	118,785.15	300,814.85	
	A. Personnel Services	-	-	-	-	
	B. Maintenance & Other Operating Expenses	419,600.00	-	118,785.15	300,814.85	
066	NAPWPS - MFO1 (PPA)	-	-	-	-	
	A. Personnel Services	-	-	-	-	
	B. Maintenance & Other Operating Expenses	-	-	-	-	
067	NAPWPS - MFO1 (OPEX)	-	-	-	-	
	A. Personnel Services	-	-	-	-	
	B. Maintenance & Other Operating Expenses	-	-	-	-	
068	LCT FISU: AMU - SOUTHERN LUZON DIVISION (PPA)	-	-	-	-	
	A. Personnel Services	-	-	-	-	
	B. Maintenance & Other Operating Expenses	-	-	-	-	






F/P/P CODE	PARTICULARS	ALLOTMENT RECEIVED		ACTUAL OBLIGATIONS	UNOBLIGATED ALLOTMENT BALANCE	REMARKS
		PREVIOUS BALANCE	THIS MONTH			
(1)	(2)	(3)	(4)	(5)	(6)	(7)
069	LCT FISU: AMU - SOUTHERN LUZON DIVISION (OPEX)	-	-	-	-	
	A. Personnel Services B. Maintenance & Other Operating Expenses	-	-	-	-	
070	LCT FISU: AMU - NOTHERN LUZON DIVISION (PPA)	-	-	-	-	
	A. Personnel Services B. Maintenance & Other Operating Expenses	-	-	-	-	
071	LCT FISU: AMU - NOTHERN LUZON DIVISION (OPEX)	-	-	-	-	
	A. Personnel Services B. Maintenance & Other Operating Expenses	-	-	-	-	
072	LCT FISU: AMU - VISAYAS DIVISION (PPA)	-	-	-	-	
	A. Personnel Services B. Maintenance & Other Operating Expenses	-	-	-	-	
073	LCT FISU: AMU - VISAYAS DIVISION (OPEX)	-	-	-	-	
	A. Personnel Services B. Maintenance & Other Operating Expenses	-	-	-	-	
074	LCT FISU: AMU - EASTERN MINDANAO DIVISION (PPA)	-	-	-	-	
	A. Personnel Services B. Maintenance & Other Operating Expenses	-	-	-	-	
075	LCT FISU: AMU - EASTERN MINDANAO DIVISION (OPEX)	-	-	-	-	
	A. Personnel Services B. Maintenance & Other Operating Expenses	-	-	-	-	
082	MANDATORY FOR OPERATIONS	90,119.18	-	-	90,119.18	
	A. Personnel Services B. Maintenance & Other Operating Expenses	- 90,119.18	- -	- -	- 90,119.18	
084	JOINT NORMALIZATION COMMITTEE (PPA)	48,435.00	-	48,435.00	-	
	A. Personnel Services B. Maintenance & Other Operating Expenses	- 48,435.00	- -	- 48,435.00	- -	
124	LCT - FISU (PPA)	2,105,651.46	-	-	2,105,651.46	
	A. Personnel Services B. Maintenance & Other Operating Expenses	- 2,105,651.46	- -	- -	- 2,105,651.46	
125	JNC - OPERATIONS (PPA)	9,862.57	-	9,862.56	0.01	
	A. Personnel Services B. Maintenance & Other Operating Expenses	- 9,862.57	- -	- 9,862.56	- 0.01	
126	GAD - LFP - TJRU (PPA)	900,124.88	-	119,900.00	780,224.88	
	A. Personnel Services B. Maintenance & Other Operating Expenses	- 900,124.88	- -	- 119,900.00	- 780,224.88	
098	MANDATORY FOR LFP	214,602.74	-	-	214,602.74	
	A. Personnel Services	-	-	-	-	



F/P/P CODE	PARTICULARS	ALLOTMENT RECEIVED		ACTUAL OBLIGATIONS	UNOBLIGATED ALLOTMENT BALANCE	REMARKS
		PREVIOUS BALANCE	THIS MONTH			
(1)	(2)	(3)	(4)	(5)	(6)	(7)
	B. Maintenance & Other Operating Expenses	214,602.74	-	-	214,602.74	
103	LPED - OTHER MOOE FOR NTF ELCAC (PPA)	923,355.91	-	-	923,355.91	
	A. Personnel Services	-	-	-	-	
	B. Maintenance & Other Operating Expenses	923,355.91	-	-	923,355.91	
104	KNOWLEDGE MANAGEMENT AND PEACE INSTITUTE SERVICE (PPA)	86,912.41	-	55,472.68	31,439.73	
	A. Personnel Services	-	-	-	-	
	B. Maintenance & Other Operating Expenses	86,912.41	-	55,472.68	31,439.73	
121	GAD FUND -PAMANA NPMO (MFO1)	4,500,000.00	-	1,813,000.00	2,687,000.00	
	A. Personnel Services	-	-	-	-	
	B. Maintenance & Other Operating Expenses	4,500,000.00	-	1,813,000.00	2,687,000.00	
122	GAD-GASS RCCO (PPA)	2,305,762.81	-	45,000.00	2,260,762.81	
	A. Personnel Services	-	-	-	-	
	B. Maintenance & Other Operating Expenses	2,305,762.81	-	45,000.00	2,260,762.81	
123	GAD-MFO - SHAPEO (PPA)	3,033,885.98	-	-	3,033,885.98	
	A. Personnel Services	-	-	-	-	
	B. Maintenance & Other Operating Expenses	3,033,885.98	-	-	3,033,885.98	
	CONGRESS-INTRODUCED	21,291,264.95	-	2,889,388.00	18,401,876.95	
158	LPED PROJECT (TRACK 2)	18,531,618.85	-	1,689,500.00	16,842,118.85	
	A. Personnel Services	-	-	-	-	
	B. Maintenance & Other Operating Expenses	18,531,618.85	-	1,689,500.00	16,842,118.85	
160	CBA-CPLA MECHANISMS AND PROJECTS	2,759,646.10	-	1,199,888.00	1,559,758.10	
	A. Personnel Services	-	-	-	-	
	B. Maintenance & Other Operating Expenses	2,759,646.10	-	1,199,888.00	1,559,758.10	
	REGULAR FUND SUB-TOTAL	73,480,120.73	-	12,094,891.91	61,385,228.82	
	A. Personnel Services	-	-	-	-	
	B. Maintenance & Other Operating Expenses	73,480,120.73	-	12,094,891.91	61,385,228.82	
	C. Capital Outlay	-	-	-	-	
	TOTAL CONTINUING APPROPRIATIONS GAA FY 2022 - RA NO 11639	73,480,120.73	-	12,094,891.91	61,385,228.82	
	A. Personnel Services	-	-	-	-	
	B. Maintenance & Other Operating Expenses	73,480,120.73	-	12,094,891.91	61,385,228.82	
	C. Capital Outlay	-	-	-	-	
	GRAND TOTAL	2,034,644,120.73	-	1,300,898,852.01	733,745,268.72	
	A. Personnel Services	199,342,000.00	-	92,698,989.02	106,643,010.98	
	B. Maintenance & Other Operating Expenses	1,833,183,120.73	-	1,208,199,862.99	624,983,257.74	
	C. Capital Outlay	2,119,000.00	-	-	2,119,000.00	



F/P/P CODE	PARTICULARS	ALLOTMENT RECEIVED		ACTUAL OBLIGATIONS	UNOBLIGATED ALLOTMENT BALANCE	REMARKS
		PREVIOUS BALANCE	THIS MONTH			
(1)	(2)	(3)	(4)	(5)	(6)	(7)
PREPARED BY:		RECOMMENDING APPROVAL:		APPROVED BY:		
 <b>LIGAYA M. MORA</b> Administrative Officer V, Budget Division		 <b>DIR. MA. CORAZON B. ALMARIO</b> Director IV, Financial Management Services		 <b>EDIR. ANDRES S. AGUINALDO JR.</b> OIC, Finance and Administrative Services		