

STATEMENT OF APPROPRIATIONS, ALLOTMENTS, OBLIGATIONS, DISBURSEMENTS AND BALANCES

As at the Quarter Ending March 31, 2023

COA-OPAPRU  
RECEIVED

Date: 5/17/23

By: [Signature]

Department : Other Executive Offices  
 Agency/Entity : Office of the Presidential Adviser on Peace, Reconciliation and Unity  
 Operating Unit : < not applicable >  
 Organization Code (UACS) : 26 026 0000000  
 Fund Cluster : 01 Regular Agency Fund  
 (e.g. UACS Fund Cluster: 01-Regular Agency Fund, 02-Foreign Assisted Projects Fund, 03-Special Account-Locally Funded/Domestic Grants Fund, and 04-Special Account-Foreign Assisted/Foreign Grants Fund)


X	Current Year Appropriations
	Supplemental Appropriations
	Continuing Appropriations


Particulars	UACS CODE	Appropriations		Allotments		Current Year Obligations				Current Year Disbursements				Balances									
		Authorized Appropriations	Adjusted Appropriations	Allotments Received	Adjusted Total Allotments	1st Quarter Ending March 31	2nd Quarter Ending June 30	3rd Quarter Ending September 30	4th Quarter Ending December 31	TOTAL	1st Quarter Ending March 31	2nd Quarter Ending June 30	3rd Quarter Ending September 30	4th Quarter Ending December 31	TOTAL	Unreleased Appropriations	Unobligated Allotments	Unpaid Obligations (13-20) = (23+24)					
1	2	3	4	5=(3+4)	6	7	8	9	10=(6+(-7)-8+9)	11	12	13	14	15=(11+12+13+14)	16	17	18	19	20=(16+17+18+19)	21	22	23	24
I. Agency Specific Budget		1,961,164,000.00	0.00	1,961,164,000.00	1,961,164,000.00	0.00	0.00	0.00	1,961,164,000.00	167,732,742.18	0.00	0.00	0.00	167,732,742.18	165,026,968.93	0.00	0.00	0.00	165,026,968.93	0.00	1,793,431,257.82	0.00	2,705,773.25
General Administration and Support	1000000000000000	224,488,000.00	0.00	224,488,000.00	224,488,000.00	0.00	0.00	0.00	224,488,000.00	53,649,017.33	0.00	0.00	0.00	53,649,017.33	52,431,989.51	0.00	0.00	0.00	52,431,989.51	0.00	170,838,982.67	0.00	1,217,027.82
General Management and Supervision	100000100001000	224,137,000.00	0.00	224,137,000.00	224,137,000.00	0.00	0.00	0.00	224,137,000.00	53,649,017.33	0.00	0.00	0.00	53,649,017.33	52,431,989.51	0.00	0.00	0.00	52,431,989.51	0.00	170,487,982.67	0.00	1,217,027.82
PS		81,598,000.00	0.00	81,598,000.00	81,598,000.00	0.00	0.00	0.00	81,598,000.00	20,700,803.58	0.00	0.00	0.00	20,700,803.58	20,057,512.49	0.00	0.00	0.00	20,057,512.49	0.00	60,897,196.42	0.00	643,291.09
MOOE		142,539,000.00	0.00	142,539,000.00	142,539,000.00	0.00	0.00	0.00	142,539,000.00	32,948,213.75	0.00	0.00	0.00	32,948,213.75	32,374,477.02	0.00	0.00	0.00	32,374,477.02	0.00	109,590,786.25	0.00	573,736.73
Administration of Personnel Benefits	100000100002000	351,000.00	0.00	351,000.00	351,000.00	0.00	0.00	0.00	351,000.00	0.00	0.00	0.00	0.00	0.00	0.00	0.00	0.00	0.00	0.00	0.00	351,000.00	0.00	0.00
PS		351,000.00	0.00	351,000.00	351,000.00	0.00	0.00	0.00	351,000.00	0.00	0.00	0.00	0.00	0.00	0.00	0.00	0.00	0.00	0.00	0.00	351,000.00	0.00	0.00
Sub-Total, General Administration and Support		224,488,000.00	0.00	224,488,000.00	224,488,000.00	0.00	0.00	0.00	224,488,000.00	53,649,017.33	0.00	0.00	0.00	53,649,017.33	52,431,989.51	0.00	0.00	0.00	52,431,989.51	0.00	170,838,982.67	0.00	1,217,027.82
PS		81,949,000.00	0.00	81,949,000.00	81,949,000.00	0.00	0.00	0.00	81,949,000.00	20,700,803.58	0.00	0.00	0.00	20,700,803.58	20,057,512.49	0.00	0.00	0.00	20,057,512.49	0.00	61,248,196.42	0.00	643,291.09
MOOE		142,539,000.00	0.00	142,539,000.00	142,539,000.00	0.00	0.00	0.00	142,539,000.00	32,948,213.75	0.00	0.00	0.00	32,948,213.75	32,374,477.02	0.00	0.00	0.00	32,374,477.02	0.00	109,590,786.25	0.00	573,736.73
FinEx (if Applicable)		0.00	0.00	0.00	0.00	0.00	0.00	0.00	0.00	0.00	0.00	0.00	0.00	0.00	0.00	0.00	0.00	0.00	0.00	0.00	0.00	0.00	0.00
CO		0.00	0.00	0.00	0.00	0.00	0.00	0.00	0.00	0.00	0.00	0.00	0.00	0.00	0.00	0.00	0.00	0.00	0.00	0.00	0.00	0.00	0.00
Operations	3000000000000000	1,736,676,000.00	0.00	1,736,676,000.00	1,736,676,000.00	0.00	0.00	0.00	1,736,676,000.00	114,083,724.85	0.00	0.00	0.00	114,083,724.85	112,594,979.42	0.00	0.00	0.00	112,594,979.42	0.00	1,622,592,275.15	0.00	1,488,745.43
OO : Negotiated political settlement of all internal armed conflicts achieved		1,736,676,000.00	0.00	1,736,676,000.00	1,736,676,000.00	0.00	0.00	0.00	1,736,676,000.00	114,083,724.85	0.00	0.00	0.00	114,083,724.85	112,594,979.42	0.00	0.00	0.00	112,594,979.42	0.00	1,622,592,275.15	0.00	1,488,745.43
TEKUPRUKA, AKAUSUKY AND SUPPLUKY SERVICES ON THE COMPREHENSIVE PEACE PROCESS PROGRAM		1,736,676,000.00	0.00	1,736,676,000.00	1,736,676,000.00	0.00	0.00	0.00	1,736,676,000.00	114,083,724.85	0.00	0.00	0.00	114,083,724.85	112,594,979.42	0.00	0.00	0.00	112,594,979.42	0.00	1,622,592,275.15	0.00	1,488,745.43
Management and Supervision of the Comprehensive Peace Process	310100100001000	501,047,000.00	0.00	501,047,000.00	501,047,000.00	0.00	0.00	0.00	501,047,000.00	93,599,650.55	0.00	0.00	0.00	93,599,650.55	92,649,906.06	0.00	0.00	0.00	92,649,906.06	0.00	407,447,349.45	0.00	949,744.49
PS		99,913,000.00	0.00	99,913,000.00	99,913,000.00	0.00	0.00	0.00	99,913,000.00	10,865,860.82	0.00	0.00	0.00	10,865,860.82	10,461,337.38	0.00	0.00	0.00	10,461,337.38	0.00	89,047,139.18	0.00	404,523.44
MOOE		401,134,000.00	0.00	401,134,000.00	401,134,000.00	0.00	0.00	0.00	401,134,000.00	82,733,789.73	0.00	0.00	0.00	82,733,789.73	82,188,568.68	0.00	0.00	0.00	82,188,568.68	0.00	318,400,210.27	0.00	545,221.05
Project(s)		1,235,629,000.00	0.00	1,235,629,000.00	1,235,629,000.00	0.00	0.00	0.00	1,235,629,000.00	20,484,074.30	0.00	0.00	0.00	20,484,074.30	19,945,073.36	0.00	0.00	0.00	19,945,073.36	0.00	1,215,144,925.70	0.00	539,000.94
Locally-Funded Project(s)		1,235,629,000.00	0.00	1,235,629,000.00	1,235,629,000.00	0.00	0.00	0.00	1,235,629,000.00	20,484,074.30	0.00	0.00	0.00	20,484,074.30	19,945,073.36	0.00	0.00	0.00	19,945,073.36	0.00	1,215,144,925.70	0.00	539,000.94
Normalization Program in the Bangsamoro	310100200002000	852,880,000.00	(2,118,496.00)	850,761,504.00	852,880,000.00	(2,118,496.00)	0.00	0.00	850,761,504.00	16,943,066.90	0.00	0.00	0.00	16,943,066.90	16,404,085.96	0.00	0.00	0.00	16,404,085.96	0.00	833,818,417.10	0.00	539,000.94
PS		17,480,000.00	(2,118,496.00)	15,361,504.00	17,480,000.00	(2,118,496.00)	0.00	0.00	15,361,504.00	4,610,936.55	0.00	0.00	0.00	4,610,936.55	4,474,125.31	0.00	0.00	0.00	4,474,125.31	0.00	10,750,567.45	0.00	136,811.24
MOOE		835,400,000.00	0.00	835,400,000.00	835,400,000.00	0.00	0.00	0.00	835,400,000.00	12,332,130.35	0.00	0.00	0.00	12,332,130.35	11,929,960.65	0.00	0.00	0.00	11,929,960.65	0.00	823,067,849.65	0.00	402,189.70
PAMANA Program	310100200003000	258,200,000.00	0.00	258,200,000.00	258,200,000.00	0.00	0.00	0.00	258,200,000.00	0.00	0.00	0.00	0.00	0.00	0.00	0.00	0.00	0.00	0.00	0.00	258,200,000.00	0.00	0.00
MOOE		258,200,000.00	0.00	258,200,000.00	258,200,000.00	0.00	0.00	0.00	258,200,000.00	0.00	0.00	0.00	0.00	0.00	0.00	0.00	0.00	0.00	0.00	0.00	258,200,000.00	0.00	0.00
Government of the Philippines-Moro National Liberation Front Peace Process Program	310100200004000	36,080,000.00	0.00	36,080,000.00	36,080,000.00	0.00	0.00	0.00	36,080,000.00	0.00	0.00	0.00	0.00	0.00	0.00	0.00	0.00	0.00	0.00	0.00	36,080,000.00	0.00	0.00
MOOE		36,080,000.00	0.00	36,080,000.00	36,080,000.00	0.00	0.00	0.00	36,080,000.00	0.00	0.00	0.00	0.00	0.00	0.00	0.00	0.00	0.00	0.00	0.00	36,080,000.00	0.00	0.00
Establishment and Operationalization of the National Amnesty Commission (NAC)	3101002000013000	88,469,000.00	2,118,496.00	90,587,496.00	88,469,000.00	2,118,496.00	0.00	0.00	90,587,496.00	3,540,987.40	0.00	0.00	0.00	3,540,987.40	3,540,987.40	0.00	0.00	0.00	3,540,987.40	0.00	87,046,508.60	0.00	0.00


Department : Chief Executive Offices  
 Agency/Entity : Office of the Presidential Adviser on Peace, Reconciliation and Unity  
 Operating Unit : < not applicable >  
 Organization Code (UACS) : 26 026 0000000  
 Fund Cluster : 01 Regular Agency Fund  
 (e.g. UACS Fund Cluster: 01-Regular Agency Fund, 02-Foreign Assisted Projects Fund, 03-Special Account-Locally Funded/Domestic Grants Fund, and 04-Special Account-Foreign Assisted/Foreign Grants Fund)


X Current Year Appropriations  
 Supplemental Appropriations  
 Continuing Appropriations

Particulars	UACS CODE	Authorized Appropriations	Appropriations Adjustments (Transfer To/From, Modifications/ Augmentations)	Adjusted Appropriations	Allotments Received	Adjustments (Reductions, Modifications/ Augmentations)	Allotments		Adjusted Total Allotments	Current Year Obligations				TOTAL	Current Year Disbursements				Balances				
							Transfer To	Transfer From		1st Quarter Ending March 31	2nd Quarter Ending June 30	3rd Quarter Ending September 30	4th Quarter Ending December 31		1st Quarter Ending March 31	2nd Quarter Ending June 30	3rd Quarter Ending September 30	4th Quarter Ending December 31	TOTAL	Unreleased Appropriations	Unobligated Allotments	Unpaid Obligations(15-20)=(23+24)	
1	2	3	4	5=(3+4)	6	7	8	9	10=(8+9)	11	12	13	14	15=(11+12+13+14)	16	17	18	19	20=(16+17+18+19)	21	22	23	24
PS		0.00	2,118,496.00	2,118,496.00	0.00	2,118,496.00	0.00	0.00	2,118,496.00	2,118,496.00	0.00	0.00	0.00	2,118,496.00	2,118,496.00	0.00	0.00	0.00	2,118,496.00	0.00	0.00	0.00	0.00
MOOE		86,350,000.00	0.00	86,350,000.00	86,350,000.00	0.00	0.00	0.00	86,350,000.00	1,422,491.40	0.00	0.00	0.00	1,422,491.40	1,422,491.40	0.00	0.00	0.00	1,422,491.40	0.00	84,927,508.60	0.00	0.00
CO		2,119,000.00	0.00	2,119,000.00	2,119,000.00	0.00	0.00	0.00	2,119,000.00	0.00	0.00	0.00	0.00	0.00	0.00	0.00	0.00	0.00	0.00	0.00	2,119,000.00	0.00	0.00
Sub-Total, Operations		1,736,676.000.00	0.00	1,736,676.000.00	1,736,676.000.00	0.00	0.00	0.00	1,736,676.000.00	114,083,724.85	0.00	0.00	0.00	114,083,724.85	112,594,979.42	0.00	0.00	0.00	112,594,979.42	0.00	1,622,592,275.15	0.00	1,488,745.43
PS		117,393,000.00	0.00	117,393,000.00	117,393,000.00	0.00	0.00	0.00	117,393,000.00	17,595,293.37	0.00	0.00	0.00	17,595,293.37	17,053,958.69	0.00	0.00	0.00	17,053,958.69	0.00	99,797,706.63	0.00	541,334.68
MOOE		1,617,164,000.00	0.00	1,617,164,000.00	1,617,164,000.00	0.00	0.00	0.00	1,617,164,000.00	96,488,431.48	0.00	0.00	0.00	96,488,431.48	95,541,020.73	0.00	0.00	0.00	95,541,020.73	0.00	1,520,675,568.52	0.00	947,410.75
FinEx (if Applicable)		0.00	0.00	0.00	0.00	0.00	0.00	0.00	0.00	0.00	0.00	0.00	0.00	0.00	0.00	0.00	0.00	0.00	0.00	0.00	0.00	0.00	0.00
CO		2,119,000.00	0.00	2,119,000.00	2,119,000.00	0.00	0.00	0.00	2,119,000.00	0.00	0.00	0.00	0.00	0.00	0.00	0.00	0.00	0.00	0.00	0.00	2,119,000.00	0.00	0.00
Sub-Total, I. Agency Specific Budget		1,961,164,000.00	0.00	1,961,164,000.00	1,961,164,000.00	0.00	0.00	0.00	1,961,164,000.00	167,732,742.18	0.00	0.00	0.00	167,732,742.18	165,026,968.93	0.00	0.00	0.00	165,026,968.93	0.00	1,793,431,257.82	0.00	2,705,773.25
PS		199,342,000.00	0.00	199,342,000.00	199,342,000.00	0.00	0.00	0.00	199,342,000.00	38,296,096.95	0.00	0.00	0.00	38,296,096.95	37,111,471.18	0.00	0.00	0.00	37,111,471.18	0.00	161,045,903.05	0.00	1,184,625.77
MOOE		1,759,703,000.00	0.00	1,759,703,000.00	1,759,703,000.00	0.00	0.00	0.00	1,759,703,000.00	129,436,645.23	0.00	0.00	0.00	129,436,645.23	127,915,497.75	0.00	0.00	0.00	127,915,497.75	0.00	1,630,266,354.77	0.00	1,521,147.48
FinEx (if Applicable)		0.00	0.00	0.00	0.00	0.00	0.00	0.00	0.00	0.00	0.00	0.00	0.00	0.00	0.00	0.00	0.00	0.00	0.00	0.00	0.00	0.00	0.00
CO		2,119,000.00	0.00	2,119,000.00	2,119,000.00	0.00	0.00	0.00	2,119,000.00	0.00	0.00	0.00	0.00	0.00	0.00	0.00	0.00	0.00	0.00	0.00	2,119,000.00	0.00	0.00
IV. Reversion of the Unobligated Allotments charged against R.A. Nos. 11465 and 11494		0.00	0.00	0.00	0.00	0.00	0.00	0.00	0.00	0.00	0.00	0.00	0.00	0.00	0.00	0.00	0.00	0.00	0.00	0.00	0.00	0.00	0.00
GRAND TOTAL		1,961,164,000.00	0.00	1,961,164,000.00	1,961,164,000.00	0.00	0.00	0.00	1,961,164,000.00	167,732,742.18	0.00	0.00	0.00	167,732,742.18	165,026,968.93	0.00	0.00	0.00	165,026,968.93	0.00	1,793,431,257.82	0.00	2,705,773.25
PS		199,342,000.00	0.00	199,342,000.00	199,342,000.00	0.00	0.00	0.00	199,342,000.00	38,296,096.95	0.00	0.00	0.00	38,296,096.95	37,111,471.18	0.00	0.00	0.00	37,111,471.18	0.00	161,045,903.05	0.00	1,184,625.77
MOOE		1,759,703,000.00	0.00	1,759,703,000.00	1,759,703,000.00	0.00	0.00	0.00	1,759,703,000.00	129,436,645.23	0.00	0.00	0.00	129,436,645.23	127,915,497.75	0.00	0.00	0.00	127,915,497.75	0.00	1,630,266,354.77	0.00	1,521,147.48
CO		2,119,000.00	0.00	2,119,000.00	2,119,000.00	0.00	0.00	0.00	2,119,000.00	0.00	0.00	0.00	0.00	0.00	0.00	0.00	0.00	0.00	0.00	0.00	2,119,000.00	0.00	0.00
Recapitulation by OO:																							
I. Agency Specific Budget		1,736,676,000.00	0.00	1,736,676,000.00	1,736,676,000.00	0.00	0.00	0.00	1,736,676,000.00	114,083,724.85	0.00	0.00	0.00	114,083,724.85	112,594,979.42	0.00	0.00	0.00	112,594,979.42	0.00	1,622,592,275.15	0.00	1,488,745.43
TECHNICAL ADVISORY AND SUPPORT SERVICES ON THE COMPREHENSIVE PEACE PROCESS PROGRAM		1,736,676,000.00	0.00	1,736,676,000.00	1,736,676,000.00	0.00	0.00	0.00	1,736,676,000.00	114,083,724.85	0.00	0.00	0.00	114,083,724.85	112,594,979.42	0.00	0.00	0.00	112,594,979.42	0.00	1,622,592,275.15	0.00	1,488,745.43

Certified Correct:   
 LIGAYA M. MORA  
 PPO II - Budget Division  
 Date: 2023-05-05 14:19:57

Certified Correct:   
 SUSIMA A. CRETENCIO  
 PPO III - Accounting Division  
 Date: 2023-05-05 14:19:57

Recommending Approval:   
 PA ARNULFO R. PAJARILLO  
 Presidential Assistant for FAS, Plans and Programs  
 Date: 2023-05-05 14:22:06

Approved By:   
 SECRETARY ISIDRO L. PURISIMA  
 Acting Presidential Adviser on Peace, Reconciliation and Unity  
 Date: 2023-05-05 14:31:55