

SUMMARY OF APPROPRIATIONS, ALLOTMENTS, OBLIGATIONS, DISBURSEMENTS AND BALANCES BY OBJECT OF EXPENDITURES

As at the Quarter Ending March 31, 2023

Department: Other Executive Offices
 Agency/Entity: Office of the Presidential Adviser on Peace, Reconciliation and Unity
 Operating Unit: <not applicable>
 Organization Code (UACS): 26-036-0000000
 Fund Cluster: 01 Regular Agency Fund
 (e.g. UACS Fund Cluster: 01-Regular Agency Fund, 02-Foreign Assisted Projects Fund, 03-Special Account-Locally Funded/Domestic Grants Fund, and 04-Special Account-Foreign Assisted/Foreign Grants Fund)

<input type="checkbox"/>	Current Year Appropriations
<input type="checkbox"/>	Supplemental Appropriations
<input checked="" type="checkbox"/>	Continuing Appropriations

Particulars	UACS CODE	Appropriations			Allotments			Obligations				Disbursements				Balances							
		Authorized Appropriations	Adjustments (Transfer To/From, Modifications/Augmentations)	Adjusted Appropriations	Allotments Received	Adjustments (Reductions, Modifications/Augmentations)	Transfer To	Transfer From	Adjusted Allotments	1st Quarter Ending March 31	2nd Quarter Ending June 30	3rd Quarter Ending Sept. 30	4th Quarter Ending Dec. 31	TOTAL	1st Quarter Ending March 31	2nd Quarter Ending June 30	3rd Quarter Ending Sept. 30	4th Quarter Ending Dec. 31	TOTAL	Unreleased Appropriations	Unobligated Allotments	Unpaid Obligations (15-20)=(23+24)	
1	2	3	4	5=(3+4)	6	7	8	9	10=[(6+(-7)+8+9)]	11	12	13	14	15=(11+12+13+14)	16	17	18	19	20=(16+17+18+19)	21=(5-10)	22=(10-15)	23	24
SUMMARY		73,480,120.73	0.00	73,480,120.73	73,480,120.73	0.00	0.00	0.00	73,480,120.73	2,980,387.15	0.00	0.00	0.00	2,980,387.15	2,359,687.15	0.00	0.00	0.00	2,359,687.15	0.00	70,499,733.58	0.00	620,700.00
I CONTINUING APPROPRIATIONS		73,480,120.73	0.00	73,480,120.73	73,480,120.73	0.00	0.00	0.00	73,480,120.73	2,980,387.15	0.00	0.00	0.00	2,980,387.15	2,359,687.15	0.00	0.00	0.00	2,359,687.15	0.00	70,499,733.58	0.00	620,700.00
I Agency Specific Budget		73,480,120.73	0.00	73,480,120.73	73,480,120.73	0.00	0.00	0.00	73,480,120.73	2,980,387.15	0.00	0.00	0.00	2,980,387.15	2,359,687.15	0.00	0.00	0.00	2,359,687.15	0.00	70,499,733.58	0.00	620,700.00
Maintenance and Other Operating Expenses		73,480,120.73	0.00	73,480,120.73	73,480,120.73	0.00	0.00	0.00	73,480,120.73	2,980,387.15	0.00	0.00	0.00	2,980,387.15	2,359,687.15	0.00	0.00	0.00	2,359,687.15	0.00	70,499,733.58	0.00	620,700.00
Traveling Expenses	5020100000	16,500,000.00	0.00	16,500,000.00	16,500,000.00	0.00	0.00	0.00	16,500,000.00	618,200.00	0.00	0.00	0.00	618,200.00	618,200.00	0.00	0.00	0.00	618,200.00	0.00	15,881,800.00	0.00	0.00
Traveling Expenses - Local	5020101000	15,500,000.00	0.00	15,500,000.00	15,500,000.00	0.00	0.00	0.00	15,500,000.00	618,200.00	0.00	0.00	0.00	618,200.00	618,200.00	0.00	0.00	0.00	618,200.00	0.00	14,881,800.00	0.00	0.00
Traveling Expenses - Foreign	5020102000	1,000,000.00	0.00	1,000,000.00	1,000,000.00	0.00	0.00	0.00	1,000,000.00	0.00	0.00	0.00	0.00	0.00	0.00	0.00	0.00	0.00	0.00	0.00	1,000,000.00	0.00	0.00
Training and Scholarship Expenses	5020200000	10,000,000.00	0.00	10,000,000.00	10,000,000.00	0.00	0.00	0.00	10,000,000.00	1,549,000.00	0.00	0.00	0.00	1,549,000.00	971,500.00	0.00	0.00	0.00	971,500.00	0.00	8,451,000.00	0.00	577,500.00
Training Expenses	5020201000	10,000,000.00	0.00	10,000,000.00	10,000,000.00	0.00	0.00	0.00	10,000,000.00	1,549,000.00	0.00	0.00	0.00	1,549,000.00	971,500.00	0.00	0.00	0.00	971,500.00	0.00	8,451,000.00	0.00	577,500.00
Supplies and Materials Expenses	5020300000	11,513,052.50	0.00	11,513,052.50	11,513,052.50	0.00	0.00	0.00	11,513,052.50	58,200.00	0.00	0.00	0.00	58,200.00	15,000.00	0.00	0.00	0.00	15,000.00	0.00	11,454,852.50	0.00	43,200.00
Office Supplies Expenses	5020301000	8,785,810.83	(58,200.00)	8,727,610.83	8,785,810.83	(58,200.00)	0.00	0.00	8,727,610.83	0.00	0.00	0.00	0.00	0.00	0.00	0.00	0.00	0.00	0.00	0.00	8,727,610.83	0.00	0.00
Office Supplies Expenses	5020301002	8,785,810.83	(58,200.00)	8,727,610.83	8,785,810.83	(58,200.00)	0.00	0.00	8,727,610.83	0.00	0.00	0.00	0.00	0.00	0.00	0.00	0.00	0.00	0.00	0.00	8,727,610.83	0.00	0.00
Drugs and Medicines Expenses	5020307000	1,178,999.94	0.00	1,178,999.94	1,178,999.94	0.00	0.00	0.00	1,178,999.94	0.00	0.00	0.00	0.00	0.00	0.00	0.00	0.00	0.00	0.00	0.00	1,178,999.94	0.00	0.00
Medical, Dental and Laboratory Supplies	5020308000	1,548,241.73	0.00	1,548,241.73	1,548,241.73	0.00	0.00	0.00	1,548,241.73	0.00	0.00	0.00	0.00	0.00	0.00	0.00	0.00	0.00	0.00	0.00	1,548,241.73	0.00	0.00
Fuel, Oil and Lubricants Expenses	5020309000	0.00	15,000.00	15,000.00	0.00	15,000.00	0.00	0.00	15,000.00	0.00	0.00	0.00	0.00	15,000.00	15,000.00	0.00	0.00	0.00	15,000.00	0.00	1,548,241.73	0.00	0.00
Semi-Expendable Machinery and Equipment	5020321000	0.00	43,200.00	43,200.00	0.00	43,200.00	0.00	0.00	43,200.00	0.00	0.00	0.00	0.00	43,200.00	0.00	0.00	0.00	0.00	0.00	0.00	0.00	0.00	43,200.00
Office Equipment	5020321002	0.00	43,200.00	43,200.00	0.00	43,200.00	0.00	0.00	43,200.00	0.00	0.00	0.00	0.00	43,200.00	0.00	0.00	0.00	0.00	0.00	0.00	0.00	0.00	43,200.00
Communication Expenses	5020500000	1,204,781.09	0.00	1,204,781.09	1,204,781.09	0.00	0.00	0.00	1,204,781.09	0.00	0.00	0.00	0.00	0.00	0.00	0.00	0.00	0.00	0.00	0.00	1,204,781.09	0.00	0.00
Postage and Courier Services	5020501000	4,316.28	0.00	4,316.28	4,316.28	0.00	0.00	0.00	4,316.28	0.00	0.00	0.00	0.00	0.00	0.00	0.00	0.00	0.00	0.00	0.00	4,316.28	0.00	0.00
Telephone Expenses	5020502000	1,197,064.81	0.00	1,197,064.81	1,197,064.81	0.00	0.00	0.00	1,197,064.81	0.00	0.00	0.00	0.00	0.00	0.00	0.00	0.00	0.00	0.00	0.00	1,197,064.81	0.00	0.00
Mobile	5020502001	1,000,000.00	0.00	1,000,000.00	1,000,000.00	0.00	0.00	0.00	1,000,000.00	0.00	0.00	0.00	0.00	0.00	0.00	0.00	0.00	0.00	0.00	0.00	1,000,000.00	0.00	0.00
Landline	5020502002	197,064.81	0.00	197,064.81	197,064.81	0.00	0.00	0.00	197,064.81	0.00	0.00	0.00	0.00	0.00	0.00	0.00	0.00	0.00	0.00	0.00	197,064.81	0.00	0.00
Cable, Satellite, Telegraph and Radio Expenses	5020504000	3,400.00	0.00	3,400.00	3,400.00	0.00	0.00	0.00	3,400.00	0.00	0.00	0.00	0.00	0.00	0.00	0.00	0.00	0.00	0.00	0.00	3,400.00	0.00	0.00
Professional Services	5021100000	13,740,330.71	0.00	13,740,330.71	13,740,330.71	0.00	0.00	0.00	13,740,330.71	518,684.00	0.00	0.00	0.00	518,684.00	518,684.00	0.00	0.00	0.00	518,684.00	0.00	13,221,646.71	0.00	0.00
Consultancy Services	5021103000	8,172,261.20	0.00	8,172,261.20	8,172,261.20	0.00	0.00	0.00	8,172,261.20	518,684.00	0.00	0.00	0.00	518,684.00	518,684.00	0.00	0.00	0.00	518,684.00	0.00	7,653,577.20	0.00	0.00


This report was generated using the Unified Reporting System on null version FAR1A.1.1 ; Status : SUBMITTED

Department: Other Executive Offices
 Agency/Entity: Office of the Presidential Adviser on Peace, Reconciliation and Unity
 Operating Unit: < not applicable >
 Organization Code (UACS): 26 026 000000
 Fund Cluster: 01 Regular Agency Fund
 (e.g. UACS Fund Cluster: 01-Regular Agency Fund, 02-Foreign Assisted Projects Fund, 03-Special Account-Locally Funded/Domestic Grants Fund, and 04-Special Account-Foreign Assisted/Foreign Grants Fund)

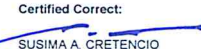
	Current Year Appropriations
	Supplemental Appropriations
X	Continuing Appropriations

Particulars	UACS CODE	Appropriations			Allotments			Obligations				Disbursements				Balances								
		Authorized Appropriations	Adjustments (Transfer To/From, Modifications/ Augmentations)	Adjusted Appropriations	Allotments Received	Adjustments (Reductions, Modifications/ Augmentations)	Transfer To	Transfer From	Adjusted Allotments	1st Quarter Ending March 31	2nd Quarter Ending June 30	3rd Quarter Ending Sept. 30	4th Quarter Ending Dec. 31	TOTAL	1st Quarter Ending March 31	2nd Quarter Ending June 30	3rd Quarter Ending Sept. 30	4th Quarter Ending Dec. 31	TOTAL	Unreleased Appropriations	Unobligated Allotments	Unpaid Obligations (15-20)+(23+24)		
																						Due and Demandable	Not Yet Due and Demandable	
1	2	3	4	5=(3+4)	6	7	8	9	10=[(6+)-(7)-8+9]	11	12	13	14	15=(11+12+13+14)	16	17	18	19	20=(16+17+18+19)	21=(5-10)	22=(10-15)	23	24	
Consultancy Services	5021103002	8,172,261.20	0.00	8,172,261.20	8,172,261.20	0.00	0.00	0.00	8,172,261.20	518,684.00	0.00	0.00	0.00	518,684.00	518,684.00	0.00	0.00	0.00	518,684.00	0.00	7,653,577.20	0.00	0.00	0.00
Other Professional Services	5021199000	5,568,069.51	0.00	5,568,069.51	5,568,069.51	0.00	0.00	0.00	5,568,069.51	0.00	0.00	0.00	0.00	0.00	0.00	0.00	0.00	0.00	0.00	0.00	5,568,069.51	0.00	0.00	0.00
General Services	5021200000	2,478,574.84	0.00	2,478,574.84	2,478,574.84	0.00	0.00	0.00	2,478,574.84	0.00	0.00	0.00	0.00	0.00	0.00	0.00	0.00	0.00	0.00	0.00	2,478,574.84	0.00	0.00	0.00
Security Services	5021203000	2,478,574.84	0.00	2,478,574.84	2,478,574.84	0.00	0.00	0.00	2,478,574.84	0.00	0.00	0.00	0.00	0.00	0.00	0.00	0.00	0.00	0.00	0.00	2,478,574.84	0.00	0.00	0.00
Repairs and Maintenance	5021300000	158,000.00	0.00	158,000.00	158,000.00	0.00	0.00	0.00	158,000.00	0.00	0.00	0.00	0.00	0.00	0.00	0.00	0.00	0.00	0.00	0.00	158,000.00	0.00	0.00	0.00
Repairs and Maintenance - Leased Assets	5021306000	63,000.00	0.00	63,000.00	63,000.00	0.00	0.00	0.00	63,000.00	0.00	0.00	0.00	0.00	0.00	0.00	0.00	0.00	0.00	0.00	0.00	63,000.00	0.00	0.00	0.00
Transportation Equipment	5021308003	63,000.00	0.00	63,000.00	63,000.00	0.00	0.00	0.00	63,000.00	0.00	0.00	0.00	0.00	0.00	0.00	0.00	0.00	0.00	0.00	0.00	63,000.00	0.00	0.00	0.00
Repairs and Maintenance - Leased Assets	5021309000	95,000.00	0.00	95,000.00	95,000.00	0.00	0.00	0.00	95,000.00	0.00	0.00	0.00	0.00	0.00	0.00	0.00	0.00	0.00	0.00	0.00	95,000.00	0.00	0.00	0.00
Other Leased Assets Improvements	5021309099	95,000.00	0.00	95,000.00	95,000.00	0.00	0.00	0.00	95,000.00	0.00	0.00	0.00	0.00	0.00	0.00	0.00	0.00	0.00	0.00	0.00	95,000.00	0.00	0.00	0.00
Taxes, Insurance Premiums and Other Fees	5021500000	283,302.38	0.00	283,302.38	283,302.38	0.00	0.00	0.00	283,302.38	264.65	0.00	0.00	0.00	264.65	264.65	0.00	0.00	0.00	264.65	0.00	283,037.73	0.00	0.00	0.00
Taxes, Dues and Licenses	5021501000	22,507.44	0.00	22,507.44	22,507.44	0.00	0.00	0.00	22,507.44	264.65	0.00	0.00	0.00	264.65	264.65	0.00	0.00	0.00	264.65	0.00	22,242.79	0.00	0.00	0.00
Taxes, Dues and Licenses	5021501001	22,507.44	0.00	22,507.44	22,507.44	0.00	0.00	0.00	22,507.44	264.65	0.00	0.00	0.00	264.65	264.65	0.00	0.00	0.00	264.65	0.00	22,242.79	0.00	0.00	0.00
Fidelity Bond Premiums	5021502000	214,602.74	0.00	214,602.74	214,602.74	0.00	0.00	0.00	214,602.74	0.00	0.00	0.00	0.00	0.00	0.00	0.00	0.00	0.00	0.00	0.00	214,602.74	0.00	0.00	0.00
Insurance Expenses	5021503000	46,192.20	0.00	46,192.20	46,192.20	0.00	0.00	0.00	46,192.20	0.00	0.00	0.00	0.00	0.00	0.00	0.00	0.00	0.00	0.00	0.00	46,192.20	0.00	0.00	0.00
Other Maintenance and Operating Expenses	5029900000	17,602,079.21	0.00	17,602,079.21	17,602,079.21	0.00	0.00	0.00	17,602,079.21	236,038.50	0.00	0.00	0.00	236,038.50	236,038.50	0.00	0.00	0.00	236,038.50	0.00	17,366,040.71	0.00	0.00	0.00
Printing and Publication Expenses	5029902000	2,174,472.40	0.00	2,174,472.40	2,174,472.40	0.00	0.00	0.00	2,174,472.40	0.00	0.00	0.00	0.00	0.00	0.00	0.00	0.00	0.00	0.00	0.00	2,174,472.40	0.00	0.00	0.00
Representation Expenses	5029903000	12,000,000.00	0.00	12,000,000.00	12,000,000.00	0.00	0.00	0.00	12,000,000.00	231,582.50	0.00	0.00	0.00	231,582.50	231,582.50	0.00	0.00	0.00	231,582.50	0.00	11,768,417.50	0.00	0.00	0.00
Transportation and Delivery Expenses	5029904000	12,000.00	0.00	12,000.00	12,000.00	0.00	0.00	0.00	12,000.00	0.00	0.00	0.00	0.00	0.00	0.00	0.00	0.00	0.00	0.00	0.00	12,000.00	0.00	0.00	0.00
Rent/Lease Expenses	5029905000	3,000,000.00	0.00	3,000,000.00	3,000,000.00	0.00	0.00	0.00	3,000,000.00	0.00	0.00	0.00	0.00	0.00	0.00	0.00	0.00	0.00	0.00	0.00	3,000,000.00	0.00	0.00	0.00
Rent - Motor Vehicles	5029905003	3,000,000.00	0.00	3,000,000.00	3,000,000.00	0.00	0.00	0.00	3,000,000.00	0.00	0.00	0.00	0.00	0.00	0.00	0.00	0.00	0.00	0.00	0.00	3,000,000.00	0.00	0.00	0.00
Subscription Expenses	5029907000	275,386.81	0.00	275,386.81	275,386.81	0.00	0.00	0.00	275,386.81	4,456.00	0.00	0.00	0.00	4,456.00	4,456.00	0.00	0.00	0.00	4,456.00	0.00	270,930.81	0.00	0.00	0.00
Other Subscription Expenses	5029907099	275,386.81	0.00	275,386.81	275,386.81	0.00	0.00	0.00	275,386.81	4,456.00	0.00	0.00	0.00	4,456.00	4,456.00	0.00	0.00	0.00	4,456.00	0.00	270,930.81	0.00	0.00	0.00
Other Maintenance and Operating Expenses	5029999000	140,220.00	0.00	140,220.00	140,220.00	0.00	0.00	0.00	140,220.00	0.00	0.00	0.00	0.00	0.00	0.00	0.00	0.00	0.00	0.00	0.00	140,220.00	0.00	0.00	0.00
Other Maintenance and Operating Expenses	5029999999	140,220.00	0.00	140,220.00	140,220.00	0.00	0.00	0.00	140,220.00	0.00	0.00	0.00	0.00	0.00	0.00	0.00	0.00	0.00	0.00	0.00	140,220.00	0.00	0.00	0.00
GRAND TOTAL		73,480,120.73	0.00	73,480,120.73	73,480,120.73	0.00	0.00	0.00	73,480,120.73	2,980,387.15	0.00	0.00	0.00	2,980,387.15	2,359,687.15	0.00	0.00	0.00	2,359,687.15	0.00	70,499,733.58	0.00	0.00	620,700.00

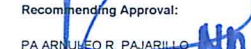
This report was generated using the Unified Reporting System on null version FAR1A.1.1 ; Status : SUBMITTED

Certified Correct:

 LIGAYA M. MORA
 PPO II - Budget Division


Date: 2023-05-05 14:20:24

Certified Correct:

 SUSIMA A. CRETENACIO
 PPO III - Accounting Division

Date: 2023-05-05 14:20:24

Recommending Approval:

 PA ARNULFO R. PAJARILLO
 Presidential Assistant for FAS, Plans and Programs

Date: 2023-05-05 14:22:31

Approved By:

 SECRETARY ISIDRO L. PURISIMA
 Acting Presidential Adviser on Peace, Reconciliation and Unity

Date: 2023-05-05 14:32:17

This report was generated using the Unified Reporting System on 05/05/2023 15:53 version FAR1A.1.1 ; Status : SUBMITTED