

SUMMARY OF APPROPRIATIONS, ALLOTMENTS, OBLIGATIONS, DISBURSEMENTS AND BALANCES BY OBJECT OF EXPENDITURES
As at the Quarter Ending December 31, 2022

Department : Other Executive Offices
Agency : Office of the Presidential Adviser on Peace, Reconciliation and Unity
Operating Unit : < not applicable >
Organization Code (UACS) : 26 026 000000
Fund Cluster : 01 Regular Agency Fund

Table with 2 columns: Legend (X, Supplemental Appropriations, Continuing Appropriations) and Description (Current Year Appropriations, Supplemental Appropriations, Continuing Appropriations)

(e.g. UACS Fund Cluster: 01-Regular Agency Fund, 02-Foreign Assisted Projects Fund, 03-Special Account-Locally Funded/Domestic Grants Fund, and 04-Special Account-Foreign Assisted/Foreign Grants Fund)

Main data table with columns: Particulars, UACS CODE, Appropriations (Authorized, Adjusted), Allotments (Received, Adjusted), Obligations (1st-4th Quarter, Total), Disbursements (1st-4th Quarter, Total), and Balances (Unreleased, Unobligated, Unpaid). Rows include SUMMARY, A. AGENCY SPECIFIC BUDGET, Personnel Services, Salaries and Wages, Traveling Expenses, Training Expenses, Office Supplies, etc.

This report was generated using the Unified Reporting System on 13/02/2023 08:43 version FARIA 2.5 : Status : SUBMITTED

Department : Other Executive Offices
 Agency : Office of the Presidential Adviser on Peace, Reconciliation and Unity
 Operating Unit : < not applicable >
 Organization Code (UACS) : 26 026 0000000
 Fund Cluster : 01 Regular Agency Fund
 (e.g. UACS Fund Cluster: 01-Regular Agency Fund, 02-Foreign Assisted Projects Fund, 03-Special Account-Locally Funded/Domestic Grants Fund, and 04-Special Account-Foreign Assisted/Foreign Grants Fund)

X	Current Year Appropriations
	Supplemental Appropriations
	Continuing Appropriations

Particulars	UACS CODE	Appropriations					Allotments				Obligations				TOTAL	Disbursements					Balances			
		Authorized Appropriations	Adjustments (Transfer To/From, Modifications/ Augmentations)	Adjusted Appropriations	Allotments Received	Adjustments (Reductions, Modifications/ Augmentations)	Transfer To	Transfer From	Adjusted Allotments	1st Quarter Ending March 31	2nd Quarter Ending June 30	3rd Quarter Ending Sept. 30	4th Quarter Ending Dec. 31	1st Quarter Ending March 31		2nd Quarter Ending June 30	3rd Quarter Ending Sept. 30	4th Quarter Ending Dec. 31	TOTAL	Unreleased Appropriations	Unobligated Allotments	Unpaid Obligations (15-20)+(23+24)		
																						Due and Demandable	Not Yet Due and Demandable	
1	2	3	4	5=(3+4)	6	7	8	9	10=[(8+(-7) -+9)]	11	12	13	14	15=(11+12+13+14)	16	17	18	19	20=(16+17+18+19)	21=(5-10)	22=(10-15)	23	24	
Professional Services	502110000	192,054,000.00	(10,734,169.29)	181,319,830.71	192,054,000.00	(10,734,169.29)	0.00	0.00	181,319,830.71	33,511,118.56	51,449,132.26	35,595,550.54	46,322,658.24	167,579,500.00	33,797,114.50	50,924,199.64	36,405,032.70	45,213,049.29	166,339,399.13	0.00	13,740,320.71	1,340,100.87	0.00	
Consultancy Services	502110300	26,265,000.00	(1,470,068.48)	24,794,931.52	26,265,000.00	(1,470,068.48)	0.00	0.00	24,794,931.52	2,058,614.04	5,940,363.59	4,626,674.52	5,885,018.20	18,712,670.32	2,058,614.04	5,463,090.58	5,213,993.52	5,637,630.40	18,737,328.52	0.00	8,172,261.20	339,341.80	0.00	
Consultancy Goods	502110700	29,355,000.00	(1,470,068.48)	27,884,931.52	29,355,000.00	(1,470,068.48)	0.00	0.00	27,884,931.52	2,058,614.04	5,940,363.59	4,626,674.52	5,885,018.20	18,712,670.32	2,058,614.04	5,463,090.58	5,213,993.52	5,637,630.40	18,737,328.52	0.00	8,172,261.20	339,341.80	0.00	
Other Professional Services	502110900	163,699,000.00	(9,264,100.81)	154,434,899.19	163,699,000.00	(9,264,100.81)	0.00	0.00	154,434,899.19	31,742,504.52	45,508,768.70	31,167,886.42	40,437,640.04	146,968,829.69	31,736,504.46	45,661,170.69	31,191,039.18	39,576,417.89	147,966,070.61	0.00	5,669,069.51	800,759.07	0.00	
General Services	502120000	8,202,000.00	7,355,647.80	8,937,047.80	8,202,000.00	7,355,647.80	0.00	0.00	8,937,047.80	1,750,073.20	1,355,893.38	937,162.48	2,304,563.92	6,454,472.98	1,720,873.20	1,355,893.38	937,162.48	2,304,563.92	6,454,472.98	0.00	2,475,574.54	0.00	0.00	
Security Services	502120300	8,202,000.00	493,447.70	8,695,447.70	8,202,000.00	493,447.70	0.00	0.00	8,695,447.70	1,750,073.20	1,103,593.18	937,162.48	2,344,563.92	6,206,472.80	1,700,873.20	1,103,593.18	937,162.48	2,344,563.92	6,206,472.80	0.00	2,475,574.54	0.00	0.00	
Other General Services	502129900	0.00	252,000.00	252,000.00	0.00	252,000.00	0.00	0.00	252,000.00	0.00	252,000.00	0.00	0.00	252,000.00	0.00	252,000.00	0.00	252,000.00	0.00	0.00	0.00	0.00	0.00	
Repairs and Maintenance	502130000	6,659,000.00	(2,118,092.04)	4,540,907.96	6,659,000.00	(2,118,092.04)	0.00	0.00	4,540,907.96	397,271.28	1,144,977.12	397,393.93	2,473,265.63	4,412,907.96	353,916.08	1,096,306.77	190,949.28	1,193,231.33	2,543,456.49	0.00	156,000.00	1,599,446.50	0.00	
Repairs and Maintenance - Buildings and Other Structures	502130400	970,000.00	(970,000.00)	0.00	970,000.00	(970,000.00)	0.00	0.00	0.00	0.00	0.00	0.00	0.00	0.00	0.00	0.00	0.00	0.00	0.00	0.00	0.00	0.00	0.00	
Buildings	502130401	970,000.00	(970,000.00)	0.00	970,000.00	(970,000.00)	0.00	0.00	0.00	0.00	0.00	0.00	0.00	0.00	0.00	0.00	0.00	0.00	0.00	0.00	0.00	0.00	0.00	
Repairs and Maintenance - Machinery and Equipment	502130500	1,758,000.00	(1,467,593.60)	290,406.40	1,758,000.00	(1,467,593.60)	0.00	0.00	290,406.40	105,450.00	71,899.04	31,591.07	81,507.87	290,406.40	105,450.00	71,899.04	29,941.07	25,901.63	233,150.70	0.00	0.00	57,256.24	0.00	
Machinery	502130501	1,322,000.00	(1,322,000.00)	0.00	1,322,000.00	(1,322,000.00)	0.00	0.00	0.00	0.00	0.00	0.00	0.00	0.00	0.00	0.00	0.00	0.00	0.00	0.00	0.00	0.00	0.00	
Office Equipment	502130502	0.00	250,649.24	250,649.24	0.00	250,649.24	0.00	0.00	250,649.24	95,450.00	71,608.00	8,000.00	74,591.24	250,649.24	95,450.00	71,608.00	9,000.00	17,335.00	193,303.00	0.00	0.00	57,256.24	0.00	
Information and Communication Technology Equipment	502130503	432,000.00	(419,541.34)	12,458.66	432,000.00	(419,541.34)	0.00	0.00	12,458.66	5,000.00	250.00	2,691.07	4,517.59	12,458.66	5,000.00	250.00	1,641.07	6,167.54	12,458.66	0.00	0.00	0.00	0.00	
Communication Equipment	502130507	0.00	27,299.04	27,299.04	0.00	27,299.04	0.00	0.00	27,299.04	19,000.00	2,399.04	0.00	19,000.00	27,299.04	19,000.00	2,399.04	0.00	0.00	27,299.04	0.00	0.00	0.00	0.00	
Repairs and Maintenance - Transportation	502130600	1,675,000.00	(413,137.85)	1,261,862.15	1,675,000.00	(413,137.85)	0.00	0.00	1,261,862.15	208,021.23	606,484.13	307,302.80	433,964.89	1,631,862.15	242,866.05	557,302.77	169,690.21	466,995.33	1,435,662.39	0.00	0.00	169,139.76	0.00	
Motor Vehicles	502130601	1,675,000.00	(413,137.85)	1,261,862.15	1,675,000.00	(413,137.85)	0.00	0.00	1,261,862.15	208,021.23	606,484.13	307,302.80	433,964.89	1,631,862.15	242,866.05	557,302.77	169,690.21	466,995.33	1,435,662.39	0.00	0.00	169,139.76	0.00	
Repairs and Maintenance - Furniture and Fixtures	502130700	6,000.00	114,694.37	120,694.37	6,000.00	114,694.37	0.00	0.00	120,694.37	5,000.00	0.00	68,500.00	57,194.37	120,694.37	5,000.00	0.00	0.00	58,731.87	63,731.87	0.00	0.00	56,962.50	0.00	
Repairs and Maintenance - Leased Assets	502130800	1,470,000.00	962,944.50	2,432,944.50	1,470,000.00	962,944.50	0.00	0.00	2,432,944.50	810.00	487,639.00	0.00	1,901,568.50	2,389,944.50	810.00	487,236.00	400.00	642,512.50	1,110,943.50	0.00	82,000.00	1,278,966.00	0.00	
Buildings and Other Structures	502130801	0.00	2,369,744.50	2,369,744.50	0.00	2,369,744.50	0.00	0.00	2,369,744.50	0.00	487,236.00	0.00	1,901,568.50	2,389,744.50	0.00	487,236.00	0.00	642,512.50	1,109,748.50	0.00	0.00	1,258,996.00	0.00	
Transportation Equipment	502130803	1,470,000.00	(1,408,800.00)	61,200.00	1,470,000.00	(1,408,800.00)	0.00	0.00	61,200.00	0.00	0.00	0.00	0.00	61,200.00	0.00	0.00	0.00	0.00	61,200.00	0.00	0.00	0.00	0.00	
Repairs and Maintenance - Leased Assets	502130900	810,000.00	(715,000.00)	95,000.00	810,000.00	(715,000.00)	0.00	0.00	95,000.00	0.00	0.00	0.00	0.00	95,000.00	0.00	0.00	0.00	0.00	95,000.00	0.00	0.00	0.00	0.00	
Other Leased Assets Improvements	502130999	810,000.00	(715,000.00)	95,000.00	810,000.00	(715,000.00)	0.00	0.00	95,000.00	0.00	0.00	0.00	0.00	95,000.00	0.00	0.00	0.00	0.00	95,000.00	0.00	0.00	0.00	0.00	
Financial Assistance/Subsidy	502140000	1,260,450,000.00	10,814,014.84	1,271,264,014.84	1,260,450,000.00	10,814,014.84	0.00	0.00	1,271,264,014.84	770,870,000.00	30,510,000.00	19,068,934.58	400,745,099.26	1,271,264,014.84	250,384,000.00	430,456,000.00	23,069,924.59	322,745,090.26	1,172,264,014.84	0.00	0.00	94,000,000.00	0.00	
Financial Assistance to NGOs	502140200	1,196,132,000.00	(65,682,000.00)	1,130,450,000.00	1,196,132,000.00	(65,682,000.00)	0.00	0.00	1,130,450,000.00	769,870,000.00	60,595,000.00	0.00	0.00	830,465,000.00	349,884,000.00	405,466,000.00	0.00	0.00	830,465,000.00	0.00	0.00	0.00	0.00	
Financial Assistance to Local Government Units	502140300	0.00	430,000,000.00	430,000,000.00	0.00	430,000,000.00	0.00	0.00	430,000,000.00	0.00	20,000,000.00	20,000,000.00	390,000,000.00	430,000,000.00	0.00	0.00	24,000,000.00	312,000,000.00	390,000,000.00	0.00	0.00	94,000,000.00	0.00	
Subsidies - Others	502149900	64,318,000.00	(53,503,985.16)	10,814,014.84	64,318,000.00	(53,503,985.16)	0.00	0.00	10,814,014.84	1,000,000.00	0.00	(93,075.42)	10,745,099.26	10,814,014.84	1,000,000.00	0.00	(93,075.42)	10,745,099.26	10,814,014.84	0.00	0.00	0.00	0.00	
Taxes, Insurance Premiums and Other Fees	502150000	1,601,000.00	626,537.85	2,227,537.85	1,601,000.00	626,537.85	0.00	0.00	2,227,537.85	335,309.03	919,033.54	487,070.90	2,018,631.64	1,943,235.47	334,441.25	655,341.74	495,354.77	421,902.12	1,896,938.68	0.00	263,302.38	48,295.59	0.00	
Taxes, Duties and Licenses	502150100	121,000.00	477,612.27	598,612.27	121,000.00	477,612.27	0.00	0.00	598,612.27	30,100.36	80,492.42	203,163.53	263,320.52	576,104.63	29,241.59	71,122.54	228,077.68	528,602.24	0.00	22,507.44	46,295.51	0.00		
Taxes, Duties and Licenses	502150101	121,000.00	477,612.27	598,612.27	121,000.00	477,612.27	0.00	0.00	598,612.27	30,100.36	80,492.42	203,163.53	263,320.52	576,104.63	29,241.59	71,122.54	228,077.68	528,602.24	0.00	22,507.44	46,295.51	0.00		
Fidelity Bond Premiums	502150200	1,130,000.00	232,860.02	1,362,860.02	1,130,000.00	232,860.02	0.00	0.00	1,362,860.02	223,128.75	74,068.12	293,387.33	(102,821.91)	1,146,527.26	223,128.75	49,741.20	284,887.33	151,500.00	1,148,287.28	0.00	0.00	214,602.74	0.00	
Insurance Expenses	502150300	350,000.00	(34,934.44)	315,065.56	350,000.00	(34,934.44)	0.00	0.00	315,065.56	62,070.92	94,478.00	0.00	42,324.44	216,873.30	82,070.92	94,478.00	0.00	42,324.44	216,873.30	0.00	0.00	46,192.20	0.00	
Capital Maintenance and Operating Expenses	502290000	122,249,000.00	15,916,430.27	138,165,430.27	122,249,000.00	15,916,430.27	0.00	0.00	138,165,430.27	12,442,777.6														

Department : Other Executive Offices
 Agency : Office of the Presidential Adviser on Peace, Reconciliation and Unity
 Operating Unit : < not applicable >
 Organization Code (UACS) : 26 026 000000
 Fund Cluster : 01 Regular Agency Fund

X	Current Year Appropriations
	Supplemental Appropriations
	Continuing Appropriations


(e.g. UACS Fund Cluster: 01-Regular Agency Fund, 02-Foreign Assisted Projects Fund, 03-Special Account-Locally Funded/Domestic Grants Fund, and 04-Special Account-Foreign Assisted/Foreign Grants Fund)

Particulars	UACS CODE	Appropriations					Allotments		Obligations					Disbursements				Balances						
		Authorized Appropriations	Adjustments (Transfer To/From, Modifications/Augmentations)	Adjusted Appropriations	Allotments Received	Adjustments (Reductions, Modifications/Augmentations)	Transfer To	Transfer From	Adjusted Allotments	1st Quarter Ending March 31	2nd Quarter Ending June 30	3rd Quarter Ending Sept. 30	4th Quarter Ending Dec. 31	TOTAL	1st Quarter Ending March 31	2nd Quarter Ending June 30	3rd Quarter Ending Sept. 30	4th Quarter Ending Dec. 31	TOTAL	Unreleased Appropriations	Unobligated Allotments	Unpaid Obligations (15-20)=(23+24)		
																						Due and Demandable	Not Yet Due and Demandable	
1	2	3	4	5=(3+4)	6	7	8	9	10=(8+(-)7)+9	11	12	13	14	15=(11+12+13+14)	16	17	18	19	20=(16+17+18+19)	21=(5-10)	22=(10-15)	23	24	
Office Equipment	5060405002	0.00	433,615.00	433,615.00	0.00	433,615.00	0.00	0.00	433,615.00	0.00	0.00	433,615.00	0.00	433,615.00	0.00	0.00	433,615.00	0.00	433,615.00	0.00	0.00	0.00	0.00	0.00
Information and Communication Technology Equipment	5060405003	4,819,000.00	(2,242,415.00)	2,386,585.00	4,819,000.00	(2,242,415.00)	0.00	0.00	2,386,585.00	1,216,800.00	0.00	0.00	1,069,785.00	2,386,585.00	1,216,800.00	0.00	0.00	1,216,800.00	0.00	22,250.00	0.00	1,097,545.00	0.00	1,097,545.00
Communication Equipment	5060405007	0.00	1,358,800.00	1,358,800.00	0.00	1,358,800.00	0.00	0.00	1,358,800.00	0.00	0.00	452,800.00	905,000.00	1,358,800.00	0.00	0.00	0.00	458,600.00	458,600.00	0.00	0.00	0.00	0.00	0.00
Intangible Assets Outlay	5060900000	0.00	490,000.00	490,000.00	0.00	490,000.00	0.00	0.00	490,000.00	0.00	0.00	0.00	490,000.00	490,000.00	0.00	0.00	0.00	0.00	0.00	0.00	0.00	0.00	0.00	490,000.00
Computer Software	5060902000	0.00	490,000.00	490,000.00	0.00	490,000.00	0.00	0.00	490,000.00	0.00	0.00	0.00	490,000.00	490,000.00	0.00	0.00	0.00	0.00	0.00	0.00	0.00	0.00	0.00	490,000.00
C SPECIAL PURPOSE FUNDS		0.00	83,300,224.00	83,300,224.00	0.00	83,300,224.00	0.00	0.00	83,300,224.00	0.00	0.00	0.00	83,300,224.00	83,300,224.00	0.00	0.00	0.00	83,300,224.00	83,300,224.00	0.00	0.00	0.00	0.00	0.00
Contingent Fund		0.00	83,300,224.00	83,300,224.00	0.00	83,300,224.00	0.00	0.00	83,300,224.00	0.00	0.00	0.00	83,300,224.00	83,300,224.00	0.00	0.00	0.00	83,300,224.00	83,300,224.00	0.00	0.00	0.00	0.00	0.00
Financial Assistance/Subsidy	5021409000	0.00	83,300,224.00	83,300,224.00	0.00	83,300,224.00	0.00	0.00	83,300,224.00	0.00	0.00	0.00	83,300,224.00	83,300,224.00	0.00	0.00	0.00	83,300,224.00	83,300,224.00	0.00	0.00	0.00	0.00	0.00
Subsidies - Others	5021419000	0.00	83,300,224.00	83,300,224.00	0.00	83,300,224.00	0.00	0.00	83,300,224.00	0.00	0.00	0.00	83,300,224.00	83,300,224.00	0.00	0.00	0.00	83,300,224.00	83,300,224.00	0.00	0.00	0.00	0.00	0.00
GRAND TOTAL		1,991,030,000.00	83,300,224.00	2,074,330,224.00	1,991,030,000.00	83,300,224.00	0.00	0.00	2,074,330,224.00	83,300,900.91	250,783,924.00	163,312,079.97	605,000,808.30	1,581,317,713.03	461,040,980.91	645,862,050.49	156,659,364.09	583,421,836.61	1,857,103,681.52	0.00	0.00	121,546,496.55	7,447,535.63	


Certified Correct:


 ARIEN KRIZELLE R. LOPEZ
 PPO III - Budget Division
 Date: 2023-02-10 13:38:25


Certified Correct:


 SUSIMAR CRETENACIO
 PPO III - Accounting Division
 Date: 2023-02-10 13:38:25

Recommending Approval:


 PA ARNEL P. PAJARILLO
 Presidential Assistant for FAS, Plans and Programs
 Date: 2023-02-10 14:09:21

Approved By:


 SECRETARY CARLITO G. GALVEZ, JR.
 Presidential Adviser on Peace, Reconciliation and Unity
 Date: 2023-02-10 14:13:48