

SUMMARY PERFORMANCE MONITORING REPORT (SPMR)

(APPROPRIATIONS, OBLIGATIONS AND DISBURSEMENTS)

As of the Month Ending October 31, 2022

Department : Other Executive Offices
 Agency : Office of the Presidential Adviser on Peace, Reconciliation and Unity (OPAPRU)
 Operating Unit : < not applicable >
 Organization Code : 26 026 0000000

PARTICULARS	AVAILABLE APPROPRIATIONS		ALLOTMENT RELEASES		OBLIGATIONS		DISBURSEMENTS		
	AMOUNT	AMOUNT	% TO AVAILABLE	AMOUNT	% TO ALLOTMENT	AMOUNT	% TO ALLOTMENT	% TO OBLIGATIONS	
A. GRAND TOTAL, OPAPP	2,310,965,147.92	1,920,965,147.92	83.12%	1,546,281,648.39	80.50%	1,491,831,959.39	77.66%	96.48%	
ACCOUNTS PAYABLE	124,302,743.01	124,302,743.01	100.00%	124,302,743.01	100.00%	96,161,157.61	77.36%	77.36%	
PS	239,410.53	239,410.53	100.00%	239,410.53	100.00%	-	0.00%	0.00%	
MOOE	116,299,677.02	116,299,677.02	100.00%	116,299,677.02	100.00%	88,397,502.15	76.01%	76.01%	
FinEx	-	-	-	-	-	-	-	-	
CO	7,763,655.46	7,763,655.46	100.00%	7,763,655.46	100.00%	7,763,655.46	100.00%	100.00%	
CURRENT YEAR - REGULAR FUND (GAA FY 2022 RA 11639)	1,991,030,000.00	1,601,030,000.00	80.41%	1,336,613,947.43	83.48%	1,314,192,020.73	82.08%	98.32%	
PS	192,901,000.00	192,901,000.00	100.00%	131,708,950.27	68.28%	131,708,950.27	68.28%	100.00%	
MOOE	1,793,510,000.00	1,403,510,000.00	78.25%	1,202,795,782.16	85.70%	1,180,373,855.46	84.10%	98.14%	
FinEx	-	-	-	-	-	-	-	-	
CO	4,619,000.00	4,619,000.00	100.00%	2,109,215.00	45.66%	2,109,215.00	45.66%	100.00%	
CONTINUING APPROPRIATIONS RA 11640 - REGULAR FUND (GAA 2021 RA 11518)	140,115,328.91	140,115,328.91	100.00%	77,965,719.94	55.64%	75,519,543.04	53.90%	96.86%	
PS	-	-	-	-	-	-	-	-	
MOOE	125,249,366.37	125,249,366.37	100.00%	75,156,435.94	60.01%	73,182,143.04	58.43%	97.37%	
FinEx	-	-	-	-	-	-	-	-	
CO	14,865,962.54	14,865,962.54	100.00%	2,809,284.00	18.90%	2,337,400.00	15.72%	83.20%	
SPECIAL ACCOUNT-COMMUNITY PEACE DIVIDENDS FUND (CPDF)	55,517,076.00	55,517,076.00	100.00%	7,399,238.01	13.33%	5,959,238.01	10.73%	80.54%	
MOOE	55,517,076.00	55,517,076.00	100.00%	7,399,238.01	13.33%	5,959,238.01	10.73%	80.54%	
B. DETAILS BY AGENCY	2,310,965,147.92	1,920,965,147.92	83.12%	1,546,281,648.39	80.50%	1,491,831,959.39	77.66%	96.48%	
ACCOUNTS PAYABLE	124,302,743.01	124,302,743.01	100.00%	124,302,743.01	100.00%	96,161,157.61	77.36%	77.36%	
PS	239,410.53	239,410.53	100.00%	239,410.53	100.00%	-	0.00%	0.00%	
MOOE	116,299,677.02	116,299,677.02	100.00%	116,299,677.02	100.00%	88,397,502.15	76.01%	76.01%	


PARTICULARS	AVAILABLE APPROPRIATIONS	ALLOTMENT RELEASES		OBLIGATIONS		DISBURSEMENTS		
	AMOUNT	AMOUNT	% TO AVAILABLE	AMOUNT	% TO ALLOTMENT	AMOUNT	% TO ALLOTMENT	% TO OBLIGATIONS
FinEx	-	-		-		-		
CO	7,763,655.46	7,763,655.46	100.00%	7,763,655.46	100.00%	7,763,655.46	100.00%	100.00%
CURRENT YEAR - REGULAR FUND (GAA FY 2022 RA 11639)	1,991,030,000.00	1,601,030,000.00	80.41%	1,336,613,947.43	83.48%	1,314,192,020.73	82.08%	98.32%
GASS - Current Year	217,620,000.00	217,620,000.00	100.00%	158,481,779.02	72.83%	154,424,816.08	70.96%	97.44%
PS	49,470,000.00	49,470,000.00	100.00%	49,470,000.00	100.00%	49,470,000.00	100.00%	100.00%
MOOE	162,793,000.00	162,793,000.00	100.00%	106,851,785.15	65.64%	102,845,601.08	63.18%	96.25%
FinEx	-	-		-		-		
CO	4,619,000.00	4,619,000.00	100.00%	2,109,215.00	45.66%	2,109,215.00	45.66%	100.00%
Administration of Personnel Benefits	738,000.00	738,000.00	100.00%	50,778.87	6.88%	-	0.00%	0.00%
MFO 1 (OPERATIONS) - Current Year	487,306,000.00	487,306,000.00	100.00%	289,905,076.14	59.49%	272,286,909.56	55.88%	93.92%
PS	125,606,000.00	125,606,000.00	100.00%	65,101,171.40	51.83%	65,151,950.27	51.87%	100.08%
MOOE	361,700,000.00	361,700,000.00	100.00%	224,803,904.74	62.15%	207,134,959.29	57.27%	92.14%
FinEx	-	-		-		-		
CO	-	-		-		-		
LOCALLY FUNDED PROGRAM (LFP) Normalization - Current Year	850,124,000.00	850,124,000.00	100.00%	842,247,092.27	99.07%	841,500,295.09	98.99%	99.91%
PS	17,087,000.00	17,087,000.00	100.00%	17,087,000.00	100.00%	17,087,000.00	100.00%	100.00%
MOOE	833,037,000.00	833,037,000.00	100.00%	825,160,092.27	99.05%	824,413,295.09	98.96%	99.91%
FinEx	-	-		-		-		
CO	-	-		-		-		
LOCALLY FUNDED PROGRAM (LFP) Government of the Philippines-Moro National Liberation Front Peace Process Program - Current Year	45,980,000.00	45,980,000.00	100.00%	45,980,000.00	100.00%	45,980,000.00	100.00%	0.00%
PS	-	-		-		-		
MOOE	45,980,000.00	45,980,000.00	100.00%	45,980,000.00	100.00%	45,980,000.00	100.00%	0.00%
FinEx	-	-		-		-		
CO	-	-		-		-		
LOCALLY FUNDED PROGRAM (LFP) PAMANA Projects - Current Year	390,000,000.00	-	0.00%	-	0.00%	-	0.00%	0.00%
PS	-	-		-		-		
MOOE	390,000,000.00	-	0.00%	-	0.00%	-	0.00%	0.00%
FinEx	-	-		-		-		
CO	-	-		-		-		
CONTINUING APPROPRIATIONS RA 11640 - REGULAR FUND (GAA 2021 RA 11518)	140,115,328.91	140,115,328.91	100.00%	77,965,719.94	55.64%	75,519,543.04	53.90%	96.86%
GASS - Prior Year Continuing	28,933,839.32	28,933,839.32	100.00%	14,109,631.59	48.77%	12,721,954.69	43.97%	90.17%
PS	-	-		-		-	0.00%	0.00%
MOOE	28,900,441.03	28,900,441.03	100.00%	14,083,632.59	48.73%	12,726,954.69	44.04%	90.37%
FinEx	-	-		-		-		
CO	33,398.29	33,398.29	100.00%	25,999.00	77.85%	(5,000.00)	0.00%	0.00%

PARTICULARS	AVAILABLE APPROPRIATIONS	ALLOTMENT RELEASES		OBLIGATIONS		DISBURSEMENTS		
	AMOUNT	AMOUNT	% TO AVAILABLE	AMOUNT	% TO ALLOTMENT	AMOUNT	% TO ALLOTMENT	% TO OBLIGATIONS
MFO 1 (OPERATIONS) - Prior Year Continuing	92,779,630.28	92,779,630.28	100.00%	58,672,839.96	63.24%	57,789,939.96	62.29%	0.00%
PS	-	-		-		-	0.00%	0.00%
MOOE	91,479,435.28	91,479,435.28	100.00%	58,672,839.96	64.14%	57,789,939.96	63.17%	0.00%
FinEx	-	-		-		-		
CO	1,300,195.00	1,300,195.00	100.00%	-	0.00%	-	0.00%	0.00%
LOCALLY FUNDED PROGRAM (LFP)- Prior Year Continuing - Normalization Program in the Bangsamoro	18,401,859.31	18,401,859.31	100.00%	5,183,248.39	28.17%	5,007,648.39	27.21%	0.00%
PS	-	-		-		-	0.00%	0.00%
MOOE	4,869,490.06	4,869,490.06	100.00%	2,399,963.39	49.29%	2,665,248.39	54.73%	0%
FinEx	-	-		-		-		
CO	13,532,369.25	13,532,369.25	0.00%	2,783,285.00	0.00%	2,342,400.00	0.00%	0.00%
SPECIAL ACCOUNT-COMMUNITY PEACE DIVIDENDS FUND (CPDF)	55,517,076.00	55,517,076.00	100.00%	7,399,238.01	13.33%	5,959,238.01	10.73%	80.54%
MOOE	55,517,076.00	55,517,076.00	100.00%	7,399,238.01	13.33%	5,959,238.01	10.73%	80.54%

CERTIFIED CORRECT:


ARIEN KRIZELLE R. LOPEZ
PPO III, Budget Division


CERTIFIED CORRECT:


SUSIMA A. CRETENCIO
PPO III, Accounting Division


NOTED BY:


DIR. MA. CORAZON B. ALMARIO
Director IV, Financial Management Services

RECOMMENDING APPROVAL:


PA ARNULFO R. PAJARILLO
Presidential Assistant for Finance and Administrative

APPROVED BY:


SECRETARY CARLITO G. GALVEZ JR.
Presidential Adviser on Peace, Reconciliation and Unity (PAPRU)