

SUMMARY PERFORMANCE MONITORING REPORT (SPMR)

(APPROPRIATIONS, OBLIGATIONS AND DISBURSEMENTS)

As of the Month Ending May 31, 2022

Department : Other Executive Offices  
 Agency : Office of the Presidential Adviser on Peace, Reconciliation and Unity (OPAPRU)  
 Operating Unit : < not applicable >  
 Organization Code : 26 026 0000000

PARTICULARS	AVAILABLE APPROPRIATIONS	ALLOTMENT RELEASES		OBLIGATIONS		DISBURSEMENTS		
	AMOUNT	AMOUNT	% TO AVAILABLE	AMOUNT	% TO ALLOTMENT	AMOUNT	% TO ALLOTMENT	% TO OBLIGATIONS
<b>A. GRAND TOTAL, OPAPP</b>	2,278,433,138.92	1,888,433,138.92	82.88%	1,161,921,749.58	61.53%	1,102,567,451.40	58.39%	94.89%
ACCOUNTS PAYABLE	124,302,743.01	124,302,743.01	100.00%	124,302,743.01	100.00%	72,715,363.27	58.50%	58.50%
PS	239,410.53	239,410.53	100.00%	239,410.53	100.00%	-	0.00%	0.00%
MOOE	116,299,677.02	116,299,677.02	100.00%	116,299,677.02	100.00%	71,556,451.27	61.53%	61.53%
FinEx	-	-	-	-	-	-	-	-
CO	7,763,655.46	7,763,655.46	100.00%	7,763,655.46	100.00%	1,158,912.00	14.93%	14.93%
<b>CURRENT YEAR - REGULAR FUND (GAA FY 2022 RA 11639)</b>	1,991,030,000.00	1,601,030,000.00	80.41%	994,562,293.82	62.12%	990,752,982.38	61.88%	99.62%
PS	192,901,000.00	192,901,000.00	100.00%	71,263,602.03	36.94%	71,263,602.03	36.94%	100.00%
MOOE	1,793,510,000.00	1,403,510,000.00	78.25%	922,081,891.79	65.70%	918,272,580.35	65.43%	99.59%
FinEx	-	-	-	-	-	-	-	-
CO	4,619,000.00	4,619,000.00	100.00%	1,216,800.00	26.34%	1,216,800.00	26.34%	100.00%
<b>CONTINUING APPROPRIATIONS RA 11640 - REGULAR FUND (GAA 2021 RA 11518)</b>	140,115,328.91	140,115,328.91	100.00%	39,314,627.49	28.06%	38,957,020.49	27.80%	99.09%
PS	-	-	-	-	-	-	-	-
MOOE	125,249,366.37	125,249,366.37	100.00%	38,443,228.49	30.69%	38,116,620.49	30.43%	99.15%
FinEx	-	-	-	-	-	-	-	-
CO	14,865,962.54	14,865,962.54	100.00%	871,399.00	5.86%	840,400.00	5.65%	96.44%
<b>SPECIAL ACCOUNT-COMMUNITY PEACE DIVIDENDS FUND (CPDF)</b>	22,985,067.00	22,985,067.00	100.00%	3,742,085.26	16.28%	142,085.26	0.62%	3.80%
MOOE	22,985,067.00	22,985,067.00	100.00%	3,742,085.26	16.28%	142,085.26	0.62%	3.80%
<b>B. DETAILS BY AGENCY</b>	2,278,433,138.92	1,888,433,138.92	82.88%	1,161,921,749.58	61.53%	1,102,567,451.40	58.39%	94.89%
ACCOUNTS PAYABLE	124,302,743.01	124,302,743.01	100.00%	124,302,743.01	100.00%	72,715,363.27	58.50%	58.50%
PS	239,410.53	239,410.53	100.00%	239,410.53	100.00%	-	0.00%	0.00%
MOOE	116,299,677.02	116,299,677.02	100.00%	116,299,677.02	100.00%	71,556,451.27	61.53%	61.53%


PARTICULARS	AVAILABLE APPROPRIATIONS		ALLOTMENT RELEASES		OBLIGATIONS		DISBURSEMENTS		
	AMOUNT	AMOUNT	% TO AVAILABLE	AMOUNT	% TO ALLOTMENT	AMOUNT	% TO ALLOTMENT	% TO OBLIGATIONS	
FinEx	-	-	-	-	-	-	-	-	-
CO	7,763,655.46	7,763,655.46	100.00%	7,763,655.46	100.00%	1,158,912.00	14.93%	14.93%	
<b>CURRENT YEAR - REGULAR FUND (GAA FY 2022 RA 11639)</b>	<b>1,991,030,000.00</b>	<b>1,601,030,000.00</b>	<b>80.41%</b>	<b>994,562,293.82</b>	<b>62.12%</b>	<b>990,752,982.38</b>	<b>61.88%</b>	<b>99.62%</b>	
<b>GASS - Current Year</b>	<b>217,620,000.00</b>	<b>217,620,000.00</b>	<b>100.00%</b>	<b>96,587,976.33</b>	<b>44.38%</b>	<b>94,271,063.12</b>	<b>43.32%</b>	<b>97.60%</b>	
PS	49,470,000.00	49,470,000.00	100.00%	36,060,696.49	72.89%	36,060,696.49	72.89%	100.00%	
MOOE	162,793,000.00	162,793,000.00	100.00%	59,310,479.84	36.43%	56,993,566.63	35.01%	96.09%	
FinEx	-	-	-	-	-	-	-	-	
CO	4,619,000.00	4,619,000.00	100.00%	1,216,800.00	26.34%	1,216,800.00	26.34%	100.00%	
Administration of Personnel Benefits	738,000.00	738,000.00	100.00%	-	0.00%	-	0.00%	#DIV/0!	
<b>MFO 1 (OPERATIONS) - Current Year</b>	<b>487,306,000.00</b>	<b>487,306,000.00</b>	<b>100.00%</b>	<b>102,440,109.35</b>	<b>21.02%</b>	<b>101,550,105.06</b>	<b>20.84%</b>	<b>99.13%</b>	
PS	125,606,000.00	125,606,000.00	100.00%	24,273,902.95	19.33%	24,273,902.95	19.33%	100.00%	
MOOE	361,700,000.00	361,700,000.00	100.00%	78,166,206.40	21.61%	77,276,202.11	21.36%	98.86%	
FinEx	-	-	-	-	-	-	-	-	
CO	-	-	-	-	-	-	-	-	
<b>LOCALLY FUNDED PROGRAM (LFP) Normalization - Current Year</b>	<b>850,124,000.00</b>	<b>850,124,000.00</b>	<b>100.00%</b>	<b>795,534,208.14</b>	<b>93.58%</b>	<b>794,931,814.20</b>	<b>93.51%</b>	<b>99.92%</b>	
PS	17,087,000.00	17,087,000.00	100.00%	10,929,002.59	63.96%	10,929,002.59	63.96%	100.00%	
MOOE	833,037,000.00	833,037,000.00	100.00%	784,605,205.55	94.19%	784,002,811.61	94.11%	99.92%	
FinEx	-	-	-	-	-	-	-	-	
CO	-	-	-	-	-	-	-	-	
<b>LOCALLY FUNDED PROGRAM (LFP) Government of the Philippines-Moro National Liberation Front Peace Process Program - Current Year</b>	<b>45,980,000.00</b>	<b>45,980,000.00</b>	<b>100.00%</b>	<b>-</b>	<b>0.00%</b>	<b>-</b>	<b>0.00%</b>	<b>0.00%</b>	
PS	-	-	-	-	-	-	-	-	
MOOE	45,980,000.00	45,980,000.00	100.00%	-	0.00%	-	0.00%	0.00%	
FinEx	-	-	-	-	-	-	-	-	
CO	-	-	-	-	-	-	-	-	
<b>LOCALLY FUNDED PROGRAM (LFP) PAMANA Projects - Current Year</b>	<b>390,000,000.00</b>	<b>-</b>	<b>0.00%</b>	<b>-</b>	<b>0.00%</b>	<b>-</b>	<b>0.00%</b>	<b>0.00%</b>	
PS	-	-	-	-	-	-	-	-	
MOOE	390,000,000.00	-	0.00%	-	0.00%	-	0.00%	0.00%	
FinEx	-	-	-	-	-	-	-	-	
CO	-	-	-	-	-	-	-	-	
<b>CONTINUING APPROPRIATIONS RA 11640 - REGULAR FUND (GAA 2021 RA 11518)</b>	<b>140,115,328.91</b>	<b>140,115,328.91</b>	<b>100.00%</b>	<b>39,314,627.49</b>	<b>28.06%</b>	<b>38,957,020.49</b>	<b>27.80%</b>	<b>99.09%</b>	
<b>GASS - Prior Year Continuing</b>	<b>28,933,839.32</b>	<b>28,933,839.32</b>	<b>100.00%</b>	<b>5,102,280.45</b>	<b>17.63%</b>	<b>5,032,331.45</b>	<b>17.39%</b>	<b>98.63%</b>	
PS	-	-	-	-	-	-	0.00%	0.00%	
MOOE	28,900,441.03	28,900,441.03	100.00%	5,073,281.45	17.55%	5,034,331.45	17.42%	99.23%	
FinEx	-	-	-	-	-	-	-	-	
CO	33,398.29	33,398.29	100.00%	28,999.00	86.83%	(2,000.00)	0.00%	0.00%	

PARTICULARS	AVAILABLE APPROPRIATIONS	ALLOTMENT RELEASES		OBLIGATIONS		DISBURSEMENTS		
	AMOUNT	AMOUNT	% TO AVAILABLE	AMOUNT	% TO ALLOTMENT	AMOUNT	% TO ALLOTMENT	% TO OBLIGATIONS
MFO 1 (OPERATIONS) - Prior Year Continuing	92,779,630.28	92,779,630.28	100.00%	33,193,906.08	35.78%	32,906,248.08	35.47%	0.00%
PS	-	-		-		-	0.00%	0.00%
MOOE	91,479,435.28	91,479,435.28	100.00%	33,193,906.08	36.29%	32,906,248.08	35.97%	0.00%
FinEx	-	-		-		-		
CO	1,300,195.00	1,300,195.00	100.00%	-	0.00%	-	0.00%	0.00%
LOCALLY FUNDED PROGRAM (LFP)- Prior Year Continuing - Normalization Program in the Bangsamoro	18,401,859.31	18,401,859.31	100.00%	1,018,440.96	5.53%	1,018,440.96	5.53%	0.00%
PS	-	-		-		-	0.00%	0.00%
MOOE	4,869,490.06	4,869,490.06	100.00%	176,040.96	3.62%	176,040.96	3.62%	0%
FinEx	-	-		-		-		
CO	13,532,369.25	13,532,369.25	0.00%	842,400.00	0.00%	842,400.00	0.00%	0.00%
SPECIAL ACCOUNT-COMMUNITY PEACE DIVIDENDS FUND (CPDF)	22,985,067.00	22,985,067.00	100.00%	3,742,085.26	16.28%	142,085.26	0.62%	3.80%
MOOE	22,985,067.00	22,985,067.00	100.00%	3,742,085.26	16.28%	142,085.26	0.62%	3.80%


CERTIFIED CORRECT:

  
ARIEN KRIZELLE R. LOPEZ  
PPO III, Budget Division


CERTIFIED CORRECT:

  
SUSIMA A. CRETENCIO  
PPO III, Accounting Division

NOTED BY:

  
DIR. MA. CORAZON B. ALMARIO  
Director III, Finance Department

RECOMMENDING APPROVAL:

  
USEC. ARNULFO R. PAJARILLO  
DPAPRU for Finance and Administrative Services

APPROVED BY:

  
SEC. CARLITO G. GALVEZ JR.  
Presidential Adviser on Peace, Reconciliation and Unity (PAPRU)