

SUMMARY PERFORMANCE MONITORING REPORT (SPMR)

(APPROPRIATIONS, OBLIGATIONS AND DISBURSEMENTS)

As of the Month Ending March 31, 2022

Department : Other Executive Offices
 Agency : Office of the Presidential Adviser on Peace, Reconciliation and Unity (OPAPRU)
 Operating Unit : < not applicable >
 Organization Code : 26 026 0000000

PARTICULARS	AVAILABLE APPROPRIATIONS	ALLOTMENT RELEASES		OBLIGATIONS		DISBURSEMENTS		
	AMOUNT	AMOUNT	% TO AVAILABLE	AMOUNT	% TO ALLOTMENT	AMOUNT	% TO ALLOTMENT	% TO OBLIGATIONS
A. GRAND TOTAL, OPAPP	2,278,433,138.92	1,888,433,138.92	82.88%	1,037,197,979.12	54.92%	544,157,330.52	28.82%	52.46%
ACCOUNTS PAYABLE	124,302,743.01	124,302,743.01	100.00%	124,302,743.01	100.00%	55,543,827.88	44.68%	44.68%
PS	239,410.53	239,410.53	100.00%	239,410.53	100.00%	-	0.00%	0.00%
MOOE	116,299,677.02	116,299,677.02	100.00%	116,299,677.02	100.00%	55,543,827.88	47.76%	47.76%
FinEx	-	-	-	-	-	-	-	-
CO	7,763,655.46	7,763,655.46	100.00%	7,763,655.46	100.00%	-	0.00%	0.00%
CURRENT YEAR - REGULAR FUND (GAA FY 2022 RA 11639)	1,991,030,000.00	1,601,030,000.00	80.41%	882,160,900.81	55.10%	461,240,960.34	28.81%	52.29%
PS	192,901,000.00	192,901,000.00	100.00%	35,920,426.93	18.62%	35,920,426.93	18.62%	100.00%
MOOE	1,793,510,000.00	1,403,510,000.00	78.25%	845,023,673.88	60.21%	424,103,733.41	30.22%	50.19%
FinEx	-	-	-	-	-	-	-	-
CO	4,619,000.00	4,619,000.00	100.00%	1,216,800.00	26.34%	1,216,800.00	26.34%	100.00%
CONTINUING APPROPRIATIONS RA 11640 - REGULAR FUND (GAA 2021 RA 11518)	140,115,328.91	140,115,328.91	100.00%	30,645,754.58	21.87%	27,290,746.58	19.48%	89.05%
PS	-	-	-	-	-	-	-	-
MOOE	125,249,366.37	125,249,366.37	100.00%	29,803,354.58	23.80%	26,448,346.58	21.12%	88.74%
FinEx	-	-	-	-	-	-	-	-
CO	14,865,962.54	14,865,962.54	100.00%	842,400.00	5.67%	842,400.00	5.67%	100.00%
SPECIAL ACCOUNT-COMMUNITY PEACE DIVIDENDS FUND (CPDF)	22,985,067.00	22,985,067.00	100.00%	88,580.72	0.39%	81,795.72	0.36%	92.34%
MOOE	22,985,067.00	22,985,067.00	100.00%	88,580.72	0.39%	81,795.72	0.36%	92.34%
B. DETAILS BY AGENCY	2,278,433,138.92	1,888,433,138.92	82.88%	1,037,197,979.12	54.92%	544,157,330.52	28.82%	52.46%
ACCOUNTS PAYABLE	124,302,743.01	124,302,743.01	100.00%	124,302,743.01	100.00%	55,543,827.88	44.68%	44.68%
PS	239,410.53	239,410.53	100.00%	239,410.53	100.00%	-	0.00%	0.00%
MOOE	116,299,677.02	116,299,677.02	100.00%	116,299,677.02	100.00%	55,543,827.88	47.76%	47.76%

PARTICULARS	AVAILABLE APPROPRIATIONS	ALLOTMENT RELEASES		OBLIGATIONS		DISBURSEMENTS		
	AMOUNT	AMOUNT	% TO AVAILABLE	AMOUNT	% TO ALLOTMENT	AMOUNT	% TO ALLOTMENT	% TO OBLIGATIONS
FinEx	-	-	-	-	-	-	-	-
CO	7,763,655.46	7,763,655.46	100.00%	7,763,655.46	100.00%	-	0.00%	0.00%
CURRENT YEAR - REGULAR FUND (GAA FY 2022 RA 11639)	1,991,030,000.00	1,601,030,000.00	80.41%	882,160,900.81	55.10%	461,240,960.34	28.81%	52.29%
GASS - Current Year	217,620,000.00	217,620,000.00	100.00%	54,173,525.23	24.89%	53,493,370.23	24.58%	98.74%
PS	49,470,000.00	49,470,000.00	100.00%	17,757,438.98	35.90%	17,757,438.98	35.90%	100.00%
MOOE	162,793,000.00	162,793,000.00	100.00%	35,199,286.25	21.62%	34,519,131.25	21.20%	98.07%
FinEx	-	-	-	-	-	-	-	-
CO	4,619,000.00	4,619,000.00	100.00%	1,216,800.00	26.34%	1,216,800.00	26.34%	100.00%
Administration of Personnel Benefits	738,000.00	738,000.00	100.00%	-	0.00%	-	0.00%	#DIV/0!
MFO 1 (OPERATIONS) - Current Year	487,306,000.00	487,306,000.00	100.00%	57,059,114.96	11.71%	56,757,514.49	11.65%	99.47%
PS	125,606,000.00	125,606,000.00	100.00%	12,646,817.49	10.07%	12,646,817.49	10.07%	100.00%
MOOE	361,700,000.00	361,700,000.00	100.00%	44,412,297.47	12.28%	44,110,697.00	12.20%	99.32%
FinEx	-	-	-	-	-	-	-	-
CO	-	-	-	-	-	-	-	-
LOCALLY FUNDED PROGRAM (LFP) Normalization - Current Year	850,124,000.00	850,124,000.00	100.00%	770,928,260.62	90.68%	350,990,075.62	41.29%	45.53%
PS	17,087,000.00	17,087,000.00	100.00%	5,516,170.46	32.28%	5,516,170.46	32.28%	100.00%
MOOE	833,037,000.00	833,037,000.00	100.00%	765,412,090.16	91.88%	345,473,905.16	41.47%	45.14%
FinEx	-	-	-	-	-	-	-	-
CO	-	-	-	-	-	-	-	-
LOCALLY FUNDED PROGRAM (LFP) Government of the Philippines-Moro National Liberation Front Peace Process Program - Current Year	45,980,000.00	45,980,000.00	100.00%	-	0.00%	-	0.00%	0.00%
PS	-	-	-	-	-	-	-	-
MOOE	45,980,000.00	45,980,000.00	100.00%	-	0.00%	-	0.00%	0.00%
FinEx	-	-	-	-	-	-	-	-
CO	-	-	-	-	-	-	-	-
LOCALLY FUNDED PROGRAM (LFP) PAMANA Projects - Current Year	390,000,000.00	-	0.00%	-	0.00%	-	0.00%	0.00%
PS	-	-	-	-	-	-	-	-
MOOE	390,000,000.00	-	0.00%	-	0.00%	-	0.00%	0.00%
FinEx	-	-	-	-	-	-	-	-
CO	-	-	-	-	-	-	-	-
CONTINUING APPROPRIATIONS RA 11640 - REGULAR FUND (GAA 2021 RA 11518)	140,115,328.91	140,115,328.91	100.00%	30,645,754.58	21.87%	27,290,746.58	19.48%	89.05%
GASS - Prior Year Continuing	28,933,839.32	28,933,839.32	100.00%	4,667,071.70	16.13%	4,550,585.70	15.73%	97.50%
PS	-	-	0.00%	-	0%	-	0.00%	0.00%
MOOE	28,900,441.03	28,900,441.03	100.00%	4,667,071.70	16.15%	4,550,585.70	15.75%	97.50%
FinEx	-	-	-	-	-	-	-	-
CO	33,398.29	33,398.29	0.00%	-	0.00%	-	0.00%	0.00%

PARTICULARS	AVAILABLE APPROPRIATIONS	ALLOTMENT RELEASES		OBLIGATIONS		DISBURSEMENTS		
	AMOUNT	AMOUNT	% TO AVAILABLE	AMOUNT	% TO ALLOTMENT	AMOUNT	% TO ALLOTMENT	% TO OBLIGATIONS
MFO 1 (OPERATIONS) - Prior Year Continuing	92,779,630.28	92,779,630.28	100.00%	25,136,282.88	27.09%	21,897,760.88	23.60%	0.00%
PS	-	-		-		-	0.00%	0.00%
MOOE	91,479,435.28	91,479,435.28	100.00%	25,136,282.88	27.48%	21,897,760.88	23.94%	0.00%
FinEx	-	-		-		-		
CO	1,300,195.00	1,300,195.00	100.00%	-	0.00%	-	0.00%	0.00%
LOCALLY FUNDED PROGRAM (LFP)- Prior Year Continuing - Normalization Program in the Bangsamoro	18,401,859.31	18,401,859.31	100.00%	842,400.00	4.58%	842,400.00	4.58%	0.00%
PS	-	-	0.00%	-	0.00%	-	0.00%	0.00%
MOOE	4,869,490.06	4,869,490.06	100.00%	-	0.00%	-	0.00%	0%
FinEx	-	-		-		-		
CO	13,532,369.25	13,532,369.25	0.00%	842,400.00	0.00%	842,400.00	0.00%	0.00%
SPECIAL ACCOUNT-COMMUNITY PEACE DIVIDENDS FUND (CPDF)	22,985,067.00	22,985,067.00	100.00%	88,580.72	0.39%	81,795.72	0.36%	92.34%
MOOE	22,985,067.00	22,985,067.00	100.00%	88,580.72	0.39%	81,795.72	0.36%	92.34%


CERTIFIED CORRECT:


ARIEN KRIZELIE BALOPEZ
PPO III, Budget Division


CERTIFIED CORRECT:


SUSIMA A. CRETENCIO
PPO III, Accounting Division

NOTED BY:


DIR. MA. CORAZON B. ALMARIO
Director III, Finance Department

RECOMMENDING APPROVAL:


USEC. ARNULFO R. PAJARILLO
DPAPRU for Finance and Administrative Services

APPROVED BY:



SEC. CARLITO G. GALVEZ JR.
Presidential Adviser on Peace, Reconciliation and Unity (PAPRU)


APPROPRIATIONS, OBLIGATIONS AND DISBURSEMENTS


As of Month Ending March, 2022


Department : Other Executive Offices
 Agency : Office of the Presidential Adviser on the Peace Process
 Operating Unit : < not applicable >
 Organization Code : 26 026 0000000

PARTICULARS	Available Appropriations	Allotment Releases		Obligations		Disbursements		
	Amount	Amount	% to Available Appropriations	Amount	% to Allotment	Amount	% Allotment	% to Obligations
B. Details by Agency	2,278,433,138.92	1,888,433,138.92	83 %	1,037,197,979.12	55 %	544,157,330.52	29 %	52 %
Office of the Presidential Adviser on the Peace Process	2,278,433,138.92	1,888,433,138.92	83 %	1,037,197,979.12	55 %	544,157,330.52	29 %	52 %
< not applicable >	2,278,433,138.92	1,888,433,138.92	83 %	1,037,197,979.12	55 %	544,157,330.52	29 %	52 %
Accounts Payable	124,302,743.01	124,302,743.01	100 %	124,302,743.01	100 %	55,543,827.88	45 %	45 %
PS	239,410.53	239,410.53	100 %	239,410.53	100 %	0.00	0 %	0 %
MOOE	116,299,677.02	116,299,677.02	100 %	116,299,677.02	100 %	55,543,827.88	48 %	48 %
FinEx	0.00	0.00	0 %	0.00	0 %	0.00	0 %	0 %
CO	7,763,655.46	7,763,655.46	100 %	7,763,655.46	100 %	0.00	0 %	0 %
Current Year	1,991,030,000.00	1,601,030,000.00	80 %	882,160,900.81	55 %	461,240,960.34	29 %	52 %
PS	192,901,000.00	192,901,000.00	100 %	35,920,426.93	19 %	35,920,426.93	19 %	100 %
MOOE	1,793,510,000.00	1,403,510,000.00	78 %	845,023,673.88	60 %	424,103,733.41	30 %	50 %
FinEx	0.00	0.00	0 %	0.00	0 %	0.00	0 %	0 %
CO	4,619,000.00	4,619,000.00	100 %	1,216,800.00	26 %	1,216,800.00	26 %	100 %
Prior Year	163,100,395.91	163,100,395.91	100 %	30,734,335.30	19 %	27,372,542.30	17 %	89 %
PS	0.00	0.00	0 %	0.00	0 %	0.00	0 %	0 %
MOOE	148,234,433.37	148,234,433.37	100 %	29,891,935.30	20 %	26,530,142.30	18 %	89 %
FinEx	0.00	0.00	0 %	0.00	0 %	0.00	0 %	0 %
CO	14,865,962.54	14,865,962.54	100 %	842,400.00	6 %	842,400.00	6 %	100 %

Certified Correct:

 ARIEN KRIZELLE R. LOPEZ
 Budget Division Head
 Date:

Certified Correct:

 SUSIMA A. CRETENACIO
 PPO III - Accounting Division
 Date:

Recommending Approval:

 ARNEL R. PAJARILLO
 Undersecretary Finance and Administrative Services
 Date:

Approved By:

 CARLITO G. GALVEZ
 Office of the Presidential Adviser on Reconciliation and Unity
 Date: