

SUMMARY PERFORMANCE MONITORING REPORT (SPMR)

(APPROPRIATIONS, OBLIGATIONS AND DISBURSEMENTS)

As of the Month Ending June 30, 2022


Department : Other Executive Offices  
 Agency : Office of the Presidential Adviser on Peace, Reconciliation and Unity (OPAPRU)  
 Operating Unit : < not applicable >  
 Organization Code : 26 026 0000000

PARTICULARS	AVAILABLE APPROPRIATIONS		ALLOTMENT RELEASES		OBLIGATIONS		DISBURSEMENTS		
	AMOUNT	AMOUNT	% TO AVAILABLE	AMOUNT	% TO ALLOTMENT	AMOUNT	% TO ALLOTMENT	% TO OBLIGATIONS	
<b>A. GRAND TOTAL, OPAPP</b>	2,278,433,138.92	1,888,433,138.92	82.88%	1,313,602,171.05	69.56%	1,233,703,056.64	65.33%	93.92%	
ACCOUNTS PAYABLE	124,302,743.01	124,302,743.01	100.00%	124,302,743.01	100.00%	77,247,321.66	62.14%	62.14%	
PS	239,410.53	239,410.53	100.00%	239,410.53	100.00%	-	0.00%	0.00%	
MOOE	116,299,677.02	116,299,677.02	100.00%	116,299,677.02	100.00%	73,219,980.66	62.96%	62.96%	
FinEx	-	-		-		-			
CO	7,763,655.46	7,763,655.46	100.00%	7,763,655.46	100.00%	4,027,341.00	51.87%	51.87%	
<b>CURRENT YEAR - REGULAR FUND (GAA FY 2022 RA 11639)</b>	1,991,030,000.00	1,601,030,000.00	80.41%	1,132,944,824.81	70.76%	1,107,103,010.83	69.15%	97.72%	
PS	192,901,000.00	192,901,000.00	100.00%	83,260,871.05	43.16%	83,260,871.05	43.16%	100.00%	
MOOE	1,793,510,000.00	1,403,510,000.00	78.25%	1,048,467,153.76	74.70%	1,022,625,339.78	72.86%	97.54%	
FinEx	-	-		-		-			
CO	4,619,000.00	4,619,000.00	100.00%	1,216,800.00	26.34%	1,216,800.00	26.34%	100.00%	
<b>CONTINUING APPROPRIATIONS RA 11640 - REGULAR FUND (GAA 2021 RA 11518)</b>	140,115,328.91	140,115,328.91	100.00%	48,955,365.22	34.94%	43,393,486.14	30.97%	88.64%	
PS	-	-		-		-			
MOOE	125,249,366.37	125,249,366.37	100.00%	48,086,966.22	38.39%	42,556,086.14	33.98%	88.50%	
FinEx	-	-		-		-			
CO	14,865,962.54	14,865,962.54	100.00%	868,399.00	5.84%	837,400.00	5.63%	96.43%	
<b>SPECIAL ACCOUNT-COMMUNITY PEACE DIVIDENDS FUND (CPDF)</b>	22,985,067.00	22,985,067.00	100.00%	7,399,238.01	32.19%	5,959,238.01	25.93%	80.54%	
MOOE	22,985,067.00	22,985,067.00	100.00%	7,399,238.01	32.19%	5,959,238.01	25.93%	80.54%	
<b>B. DETAILS BY AGENCY</b>	2,278,433,138.92	1,888,433,138.92	82.88%	1,313,602,171.05	69.56%	1,233,703,056.64	65.33%	93.92%	
ACCOUNTS PAYABLE	124,302,743.01	124,302,743.01	100.00%	124,302,743.01	100.00%	77,247,321.66	62.14%	62.14%	
PS	239,410.53	239,410.53	100.00%	239,410.53	100.00%	-	0.00%	0.00%	
MOOE	116,299,677.02	116,299,677.02	100.00%	116,299,677.02	100.00%	73,219,980.66	62.96%	62.96%	


PARTICULARS	AVAILABLE APPROPRIATIONS	ALLOTMENT RELEASES		OBLIGATIONS		DISBURSEMENTS		
	AMOUNT	AMOUNT	% TO AVAILABLE	AMOUNT	% TO ALLOTMENT	AMOUNT	% TO ALLOTMENT	% TO OBLIGATIONS
FinEx	-	-	-	-	-	-	-	-
CO	7,763,655.46	7,763,655.46	100.00%	7,763,655.46	100.00%	4,027,341.00	51.87%	51.87%
<b>CURRENT YEAR - REGULAR FUND (GAA FY 2022 RA 11639)</b>	<b>1,991,030,000.00</b>	<b>1,601,030,000.00</b>	<b>80.41%</b>	<b>1,132,944,824.81</b>	<b>70.76%</b>	<b>1,107,103,010.83</b>	<b>69.15%</b>	<b>97.72%</b>
<b>GASS - Current Year</b>	<b>217,620,000.00</b>	<b>217,620,000.00</b>	<b>100.00%</b>	<b>116,089,382.88</b>	<b>53.34%</b>	<b>112,778,461.19</b>	<b>51.82%</b>	<b>97.15%</b>
PS	49,470,000.00	49,470,000.00	100.00%	42,598,463.35	86.11%	42,598,463.35	86.11%	100.00%
MOOE	162,793,000.00	162,793,000.00	100.00%	72,274,119.53	44.40%	68,963,197.84	42.36%	95.42%
FinEx	-	-	-	-	-	-	-	-
CO	4,619,000.00	4,619,000.00	100.00%	1,216,800.00	26.34%	1,216,800.00	26.34%	100.00%
Administration of Personnel Benefits	738,000.00	738,000.00	100.00%	-	0.00%	-	0.00%	#DIV/0!
<b>MFO 1 (OPERATIONS) - Current Year</b>	<b>487,306,000.00</b>	<b>487,306,000.00</b>	<b>100.00%</b>	<b>151,671,596.23</b>	<b>31.12%</b>	<b>130,247,281.04</b>	<b>26.73%</b>	<b>85.87%</b>
PS	125,606,000.00	125,606,000.00	100.00%	27,723,356.77	22.07%	27,723,356.77	22.07%	100.00%
MOOE	361,700,000.00	361,700,000.00	100.00%	123,948,239.46	34.27%	102,523,924.27	28.35%	82.72%
FinEx	-	-	-	-	-	-	-	-
CO	-	-	-	-	-	-	-	-
<b>LOCALLY FUNDED PROGRAM (LFP) Normalization - Current Year</b>	<b>850,124,000.00</b>	<b>850,124,000.00</b>	<b>100.00%</b>	<b>819,203,845.70</b>	<b>96.36%</b>	<b>818,097,268.60</b>	<b>96.23%</b>	<b>99.86%</b>
PS	17,087,000.00	17,087,000.00	100.00%	12,939,050.93	75.72%	12,939,050.93	75.72%	100.00%
MOOE	833,037,000.00	833,037,000.00	100.00%	806,264,794.77	96.79%	805,158,217.67	96.65%	99.86%
FinEx	-	-	-	-	-	-	-	-
CO	-	-	-	-	-	-	-	-
<b>LOCALLY FUNDED PROGRAM (LFP) Government of the Philippines-Moro National Liberation Front Peace Process Program - Current Year</b>	<b>45,980,000.00</b>	<b>45,980,000.00</b>	<b>100.00%</b>	<b>45,980,000.00</b>	<b>100.00%</b>	<b>45,980,000.00</b>	<b>100.00%</b>	<b>0.00%</b>
PS	-	-	-	-	-	-	-	-
MOOE	45,980,000.00	45,980,000.00	100.00%	45,980,000.00	100.00%	45,980,000.00	100.00%	0.00%
FinEx	-	-	-	-	-	-	-	-
CO	-	-	-	-	-	-	-	-
<b>LOCALLY FUNDED PROGRAM (LFP) PAMANA Projects - Current Year</b>	<b>390,000,000.00</b>	<b>-</b>	<b>0.00%</b>	<b>-</b>	<b>0.00%</b>	<b>-</b>	<b>0.00%</b>	<b>0.00%</b>
PS	-	-	-	-	-	-	-	-
MOOE	390,000,000.00	-	0.00%	-	0.00%	-	0.00%	0.00%
FinEx	-	-	-	-	-	-	-	-
CO	-	-	-	-	-	-	-	-
<b>CONTINUING APPROPRIATIONS RA 11640 - REGULAR FUND (GAA 2021 RA 11518)</b>	<b>140,115,328.91</b>	<b>140,115,328.91</b>	<b>100.00%</b>	<b>48,955,365.22</b>	<b>34.94%</b>	<b>43,393,486.14</b>	<b>30.97%</b>	<b>88.64%</b>
<b>GASS - Prior Year Continuing</b>	<b>28,933,839.32</b>	<b>28,933,839.32</b>	<b>100.00%</b>	<b>5,680,089.75</b>	<b>19.63%</b>	<b>5,526,807.41</b>	<b>19.10%</b>	<b>97.30%</b>
PS	-	-	-	-	-	-	0.00%	0.00%
MOOE	28,900,441.03	28,900,441.03	100.00%	5,654,090.75	19.56%	5,531,807.41	19.14%	97.84%
FinEx	-	-	-	-	-	-	-	-
CO	33,398.29	33,398.29	100.00%	25,999.00	77.85%	(5,000.00)	0.00%	0.00%

PARTICULARS	AVAILABLE APPROPRIATIONS	ALLOTMENT RELEASES		OBLIGATIONS		DISBURSEMENTS		
	AMOUNT	AMOUNT	% TO AVAILABLE	AMOUNT	% TO ALLOTMENT	AMOUNT	% TO ALLOTMENT	% TO OBLIGATIONS
MFO 1 (OPERATIONS) - Prior Year Continuing	92,779,630.28	92,779,630.28	100.00%	41,887,758.51	45.15%	36,685,649.77	39.54%	0.00%
PS	-	-		-		-	0.00%	0.00%
MOOE	91,479,435.28	91,479,435.28	100.00%	41,887,758.51	45.79%	36,685,649.77	40.10%	0.00%
FinEx	-	-		-		-		
CO	1,300,195.00	1,300,195.00	100.00%	-	0.00%	-	0.00%	0.00%
LOCALLY FUNDED PROGRAM (LFP)- Prior Year Continuing - Normalization Program in the Bangsamoro	18,401,859.31	18,401,859.31	100.00%	1,387,516.96	7.54%	1,181,028.96	6.42%	0.00%
PS	-	-		-		-	0.00%	0.00%
MOOE	4,869,490.06	4,869,490.06	100.00%	545,116.96	11.19%	338,628.96	6.95%	0%
FinEx	-	-		-		-		
CO	13,532,369.25	13,532,369.25	0.00%	842,400.00	0.00%	842,400.00	0.00%	0.00%
SPECIAL ACCOUNT-COMMUNITY PEACE DIVIDENDS FUND (CPDF)	22,985,067.00	22,985,067.00	100.00%	7,399,238.01	32.19%	5,959,238.01	25.93%	80.54%
MOOE	22,985,067.00	22,985,067.00	100.00%	7,399,238.01	32.19%	5,959,238.01	25.93%	80.54%

CERTIFIED CORRECT:

  
**ARIEN KRIZELLE R. LOPEZ**  
 PPO III, Budget Division


CERTIFIED CORRECT:

  
**SUSIMA A. CRETENCIO**  
 PPO III, Accounting Division


NOTED BY:

  
**DIR. MA. CORAZON B. ALMARIO**  
 Director III, Financial Management Services

RECOMMENDING APPROVAL:

  
**DIR. NOR P. MAPILI**  
 OIC, DPAPRU for Finance and Administrative Services

APPROVED BY:

  
**SEC. CARLITO G. GALVEZ JR.**  
 Presidential Adviser on Peace, Reconciliation and Unity (PAPRU)