

SUMMARY PERFORMANCE MONITORING REPORT (SPMR)

(APPROPRIATIONS, OBLIGATIONS AND DISBURSEMENTS)

As of the Month Ending April 30, 2022

COA-OPAPP
RECEIVED

Date: 5/31/22
By: _____

Department : Other Executive Offices
Agency : Office of the Presidential Adviser on Peace, Reconciliation and Unity (OPAPRU)
Operating Unit : < not applicable >
Organization Code : 26 026 0000000

PARTICULARS	AVAILABLE APPROPRIATIONS		ALLOTMENT RELEASES		OBLIGATIONS		DISBURSEMENTS		
	AMOUNT		AMOUNT	% TO AVAILABLE	AMOUNT	% TO ALLOTMENT	AMOUNT	% TO ALLOTMENT	% TO OBLIGATIONS
A. GRAND TOTAL, OPAPP	2,278,433,138.92		1,888,433,138.92	82.88%	1,095,763,237.00	58.02%	1,020,257,571.25	54.03%	93.11%
ACCOUNTS PAYABLE	124,302,743.01		124,302,743.01	100.00%	124,302,743.01	100.00%	58,733,943.34	47.25%	47.25%
PS	239,410.53		239,410.53	100.00%	239,410.53	100.00%	-	0.00%	0.00%
MOOE	116,299,677.02		116,299,677.02	100.00%	116,299,677.02	100.00%	58,733,943.34	50.50%	50.50%
FinEx	-		-		-		-		
CO	7,763,655.46		7,763,655.46	100.00%	7,763,655.46	100.00%	-	0.00%	0.00%
CURRENT YEAR - REGULAR FUND (GAA FY 2022 RA 11639)	1,991,030,000.00		1,601,030,000.00	80.41%	937,790,103.01	58.57%	931,542,657.93	58.18%	99.33%
PS	192,901,000.00		192,901,000.00	100.00%	48,693,329.70	25.24%	48,439,097.32	25.11%	99.48%
MOOE	1,793,510,000.00		1,403,510,000.00	78.25%	887,879,973.31	63.26%	881,886,760.61	62.83%	99.32%
FinEx	-		-		-		-		
CO	4,619,000.00		4,619,000.00	100.00%	1,216,800.00	26.34%	1,216,800.00	26.34%	100.00%
CONTINUING APPROPRIATIONS RA 11640 - REGULAR FUND (GAA 2021 RA 11518)	140,115,328.91		140,115,328.91	100.00%	33,556,060.72	23.95%	29,866,639.72	21.32%	89.01%
PS	-		-		-		-		
MOOE	125,249,366.37		125,249,366.37	100.00%	32,682,661.72	26.09%	29,024,239.72	23.17%	88.81%
FinEx	-		-		-		-		
CO	14,865,962.54		14,865,962.54	100.00%	873,399.00	5.88%	842,400.00	5.67%	96.45%
SPECIAL ACCOUNT-COMMUNITY PEACE DIVIDENDS FUND (CPDF)	22,985,067.00		22,985,067.00	100.00%	114,330.26	0.50%	114,330.26	0.50%	100.00%
MOOE	22,985,067.00		22,985,067.00	100.00%	114,330.26	0.50%	114,330.26	0.50%	100.00%
B. DETAILS BY AGENCY	2,278,433,138.92		1,888,433,138.92	82.88%	1,095,763,237.00	58.02%	1,020,257,571.25	54.03%	93.11%
ACCOUNTS PAYABLE	124,302,743.01		124,302,743.01	100.00%	124,302,743.01	100.00%	58,733,943.34	47.25%	47.25%
PS	239,410.53		239,410.53	100.00%	239,410.53	100.00%	-	0.00%	0.00%
MOOE	116,299,677.02		116,299,677.02	100.00%	116,299,677.02	100.00%	58,733,943.34	50.50%	50.50%


PARTICULARS	AVAILABLE APPROPRIATIONS	ALLOTMENT RELEASES		OBLIGATIONS		DISBURSEMENTS		
	AMOUNT	AMOUNT	% TO AVAILABLE	AMOUNT	% TO ALLOTMENT	AMOUNT	% TO ALLOTMENT	% TO OBLIGATIONS
FinEx	-	-	-	-	-	-	-	-
CO	7,763,655.46	7,763,655.46	100.00%	7,763,655.46	100.00%	-	0.00%	0.00%
CURRENT YEAR - REGULAR FUND (GAA FY 2022 RA 11639)	1,991,030,000.00	1,601,030,000.00	80.41%	937,790,103.01	58.57%	931,542,657.93	58.18%	99.33%
GASS - Current Year	217,620,000.00	217,620,000.00	100.00%	75,503,041.52	34.69%	73,997,493.90	34.00%	98.01%
PS	49,470,000.00	49,470,000.00	100.00%	24,272,797.71	49.07%	24,255,761.08	49.03%	99.93%
MOOE	162,793,000.00	162,793,000.00	100.00%	50,013,443.81	30.72%	48,524,932.82	29.81%	97.02%
FinEx	-	-	-	-	-	-	-	-
CO	4,619,000.00	4,619,000.00	100.00%	1,216,800.00	26.34%	1,216,800.00	26.34%	100.00%
Administration of Personnel Benefits	738,000.00	738,000.00	100.00%	-	0.00%	-	0.00%	#DIV/0!
MFO 1 (OPERATIONS) - Current Year	487,306,000.00	487,306,000.00	100.00%	79,257,116.67	16.26%	75,637,408.29	15.52%	95.43%
PS	125,606,000.00	125,606,000.00	100.00%	16,792,476.91	13.37%	16,792,476.91	13.37%	100.00%
MOOE	361,700,000.00	361,700,000.00	100.00%	62,464,639.76	17.27%	58,844,931.38	16.27%	94.21%
FinEx	-	-	-	-	-	-	-	-
CO	-	-	-	-	-	-	-	-
LOCALLY FUNDED PROGRAM (LFP) Normalization - Current Year	850,124,000.00	850,124,000.00	100.00%	783,029,944.82	92.11%	781,907,755.74	91.98%	99.86%
PS	17,087,000.00	17,087,000.00	100.00%	7,628,055.08	44.64%	7,390,859.33	43.25%	96.89%
MOOE	833,037,000.00	833,037,000.00	100.00%	775,401,889.74	93.08%	774,516,896.41	92.98%	99.89%
FinEx	-	-	-	-	-	-	-	-
CO	-	-	-	-	-	-	-	-
LOCALLY FUNDED PROGRAM (LFP) Government of the Philippines-Moro National Liberation Front Peace Process Program - Current Year	45,980,000.00	45,980,000.00	100.00%	-	0.00%	-	0.00%	0.00%
PS	-	-	-	-	-	-	-	-
MOOE	45,980,000.00	45,980,000.00	100.00%	-	0.00%	-	0.00%	0.00%
FinEx	-	-	-	-	-	-	-	-
CO	-	-	-	-	-	-	-	-
LOCALLY FUNDED PROGRAM (LFP) PAMANA Projects - Current Year	390,000,000.00	-	0.00%	-	0.00%	-	0.00%	0.00%
PS	-	-	-	-	-	-	-	-
MOOE	390,000,000.00	-	0.00%	-	0.00%	-	0.00%	0.00%
FinEx	-	-	-	-	-	-	-	-
CO	-	-	-	-	-	-	-	-
CONTINUING APPROPRIATIONS RA 11640 - REGULAR FUND (GAA 2021 RA 11518)	140,115,328.91	140,115,328.91	100.00%	33,556,060.72	23.95%	29,866,639.72	21.32%	89.01%
GASS - Prior Year Continuing	28,933,839.32	28,933,839.32	100.00%	4,858,768.93	16.79%	4,812,769.93	16.63%	99.05%
PS	-	-	-	-	-	-	0.00%	0.00%
MOOE	28,900,441.03	28,900,441.03	100.00%	4,827,769.93	16.70%	4,812,769.93	16.65%	99.69%

PARTICULARS	AVAILABLE APPROPRIATIONS	ALLOTMENT RELEASES		OBLIGATIONS		DISBURSEMENTS		
	AMOUNT	AMOUNT	% TO AVAILABLE	AMOUNT	% TO ALLOTMENT	AMOUNT	% TO ALLOTMENT	% TO OBLIGATIONS
FinEx	-	-	-	-	-	-	-	-
CO	33,398.29	33,398.29	100.00%	30,999.00	92.82%	-	0.00%	0.00%
MFO 1 (OPERATIONS) - Prior Year Continuing	92,779,630.28	92,779,630.28	100.00%	27,702,850.83	29.86%	24,059,428.83	25.93%	0.00%
PS	-	-	-	-	-	-	0.00%	0.00%
MOOE	91,479,435.28	91,479,435.28	100.00%	27,702,850.83	30.28%	24,059,428.83	26.30%	0.00%
FinEx	-	-	-	-	-	-	-	-
CO	1,300,195.00	1,300,195.00	100.00%	-	0.00%	-	0.00%	0.00%
LOCALLY FUNDED PROGRAM (LFP)- Prior Year Continuing - Normalization Program in the Bangsamoro	18,401,859.31	18,401,859.31	100.00%	994,440.96	5.40%	994,440.96	5.40%	0.00%
PS	-	-	-	-	-	-	0.00%	0.00%
MOOE	4,869,490.06	4,869,490.06	100.00%	152,040.96	3.12%	152,040.96	3.12%	0%
FinEx	-	-	-	-	-	-	-	-
CO	13,532,369.25	13,532,369.25	0.00%	842,400.00	0.00%	842,400.00	0.00%	0.00%
SPECIAL ACCOUNT-COMMUNITY PEACE DIVIDENDS FUND (CPDF)	22,985,067.00	22,985,067.00	100.00%	114,330.26	0.50%	114,330.26	0.50%	100.00%
MOOE	22,985,067.00	22,985,067.00	100.00%	114,330.26	0.50%	114,330.26	0.50%	100.00%

CERTIFIED CORRECT:


ARIEN KRIZELLE R. LOPEZ
PPO III, Budget Division


CERTIFIED CORRECT:


SUSIMA A. CRETENCIO
PPO III, Accounting Division


NOTED BY:


DIR. MA. CORAZON B. ALMARIO
Director III, Finance Department

RECOMMENDING APPROVAL:


USEC. ARNULFO R. PAJABILLO
DPAPRU for Finance and Administrative Services

APPROVED BY:


SEC. CARLITO G. GALVEZ JR.
Presidential Adviser on Peace, Reconciliation and Unity (PAPRU)