

## STATEMENT OF ALLOTMENTS, OBLIGATIONS AND BALANCES

As of September 30, 2022


Department : Other Executive Offices (OEO)

Agency : Office of the Presidential Adviser on Peace, Reconciliation and Unity (OPAPRU)


PIA/P ALLOTMENT CLASS/ OBJECT OF EXPENDITURE	ALLOTMENT RECEIVED	OBLIGATIONS INCURRED		UNOBLIGATED BALANCE OF ALLOTMENT	% OF ACTUAL UTILIZATI ON
		THIS REPORT (September 30, 2022)	TO DATE (January 01 to September 30, 2022)		
(1)	(2)	(3)	(4)	(5)=(2)-(4)	(6) = (4)/(2)
<b>CURRENT YEAR BUDGET GAA FY 2022 (RA NO. 11639)</b>					
<b>PERSONNEL SERVICES</b>					
GASS	49,470,000.00	-	49,470,000.00	-	100.00%
MFO 1 (OPERATIONS)	125,606,000.00	13,144,650.10	52,771,611.89	72,834,388.11	42.01%
LOCALLY FUNDED PROJECTS (LFP) - NORMALIZATION PROGRAM IN THE BANGSAMORO	17,087,000.00	109,784.96	17,087,000.00	-	100.00%
ADMINISTRATION OF PERSONNEL BENEFITS	738,000.00	-	-	738,000.00	0.00%
<b>Sub-Total</b>	<b>192,901,000.00</b>	<b>13,254,435.06</b>	<b>119,328,611.89</b>	<b>73,572,388.11</b>	<b>61.86%</b>
<b>MOOE</b>					
GASS	162,793,000.00	11,410,458.63	97,492,493.46	65,300,506.54	59.89%
MFO 1 (OPERATIONS)	261,700,000.00	16,466,365.28	138,203,063.65	123,496,936.14	52.81%
MFO 1 (OPERATIONS) - CONGRESS- INTRODUCED (FOR COMPREHENSIVE RELEASE)	100,000,000.00	1,743,315.30	71,482,638.00	28,517,362.00	71.48%
LOCALLY FUNDED PROJECTS (LFP) - NORMALIZATION PROGRAM IN THE BANGSAMORO	72,885,000.00	5,120,912.68	61,568,882.57	11,316,117.43	84.47%
LOCALLY FUNDED PROJECTS (LFP) - NORMALIZATION PROGRAM IN THE BANGSAMORO CONGRESS-INTRODUCED (FOR COMPREHENSIVE RELEASE)	760,152,000.00	-	760,152,000.00	-	100.00%
LOCALLY FUNDED PROGRAM (LFP) GOVERNMENT OF THE PHILIPPINES - MORO NATIONAL LIBERATION FRONT PEACE PROCESS PROGRAM CONGRESS- INTRODUCED (FOR COMPREHENSIVE RELEASE)	45,980,000.00	-	45,980,000.00	-	100.00%
LOCALLY FUNDED PROJECTS (LFP) - PAMANA PROJECTS CONGRESS- INTRODUCED (FOR LATER RELEASE)	-	-	-	-	#DIV/0!
<b>Sub-Total</b>	<b>1,403,510,000.00</b>	<b>34,741,051.89</b>	<b>1,174,879,077.69</b>	<b>228,630,922.11</b>	<b>83.71%</b>
<b>CAPITAL OUTLAY (CO)</b>					
GASS	4,619,000.00	458,800.00	2,109,215.00	2,509,785.00	45.66%
<b>Sub-Total</b>	<b>4,619,000.00</b>	<b>458,800.00</b>	<b>2,109,215.00</b>	<b>2,509,785.00</b>	<b>45.66%</b>
<b>SUB-TOTAL - REGULAR FUND FY 2022</b>	<b>1,601,030,000.00</b>	<b>48,454,286.95</b>	<b>1,296,316,904.78</b>	<b>304,713,095.22</b>	<b>80.97%</b>

P/A/P ALLOTMENT CLASS/ OBJECT OF EXPENDITURE	ALLOTMENT RECEIVED	OBLIGATIONS INCURRED		UNOBLIGATED BALANCE OF ALLOTMENT	% OF ACTUAL UTILIZATION
		THIS REPORT (September 30, 2022)	TO DATE (January 01 to September 30, 2022)		
(1)	(2)	(3)	(4)	(5)=(2)-(4)	(6) = (4)/(2)
<b>CONTINUING APPROPRIATION GAA FY 2021 (RA NO. 11518)</b>					
<b>MOOE</b>					
GASS	28,900,441.03	649,163.36	10,468,552.64	18,431,888.39	36.22%
MFO 1 (OPERATIONS)	61,452,917.30	891,744.00	40,119,491.25	21,333,426.05	65.28%
CONGRESS-INTRODUCED	30,026,517.98	1,153,464.61	14,116,617.89	15,909,900.09	47.01%
LOCALLY FUNDED PROJECTS (LFP) - NORMALIZATION PROGRAM IN THE BANGSAMORO	2,313,248.46	250,650.00	416,190.96	1,897,057.50	17.99%
LOCALLY FUNDED PROJECTS (LFP) - NORMALIZATION PROGRAM IN THE BANGSAMORO CONGRESS-INTRODUCED	2,556,241.60	898,085.42	1,540,683.42	1,015,558.18	60.27%
<b>Sub-Total</b>	<b>125,249,366.37</b>	<b>3,843,107.39</b>	<b>66,661,536.16</b>	<b>58,587,830.21</b>	<b>53.22%</b>
<b>CAPITAL OUTLAY (CO)</b>					
GASS	33,398.29	-	25,999.00	7,399.29	77.85%
MFO 1 (OPERATIONS) CONGRESS-INTRODUCED	1,300,195.00	-	-	1,300,195.00	0.00%
LOCALLY FUNDED PROJECTS (LFP) - NORMALIZATION PROGRAM IN THE BANGSAMORO CONGRESS-INTRODUCED	13,532,369.25	1,500,000.00	2,342,400.00	11,189,969.25	17.31%
<b>Sub-Total</b>	<b>14,865,962.54</b>	<b>1,500,000.00</b>	<b>2,368,399.00</b>	<b>12,497,563.54</b>	<b>15.93%</b>
<b>SUB-TOTAL - CONTINUING APPROPRIATION</b>	<b>140,115,328.91</b>	<b>5,343,107.39</b>	<b>69,029,935.16</b>	<b>71,085,393.75</b>	<b>49.27%</b>
<b>SPECIAL ACCOUNT - COMMUNITY PEACE DIVIDENDS FUND (CPDF)</b>					
<b>MOOE</b>					
GRANTS	55,517,076.00	-	7,399,238.01	48,117,837.99	13.33%
<b>SUB-TOTAL - CPDF</b>	<b>55,517,076.00</b>	<b>-</b>	<b>7,399,238.01</b>	<b>48,117,837.99</b>	<b>13.33%</b>
<b>GRAND TOTAL</b>	<b>1,796,662,404.91</b>	<b>53,797,394.34</b>	<b>1,372,746,077.85</b>	<b>423,916,326.96</b>	<b>76.41%</b>


PREPARED BY:

  
**ARIEN KRIZELLE R. LOPEZ**  
PPO III, Budget Division


RECOMMENDING APPROVAL:

  
**DIP. NOLY P. MAPILI**  
OIC, DPAPRU for Finance and Administrative Services

NOTED BY:

  
**DIR. MA. CORAZON B. ALMARIO**  
Director III, Financial Management Services

APPROVED BY:

  
**SEC. C. FLITO G. GALVEZ, JR.**  
Presidential Adviser on Peace, Reconciliation and Unity