

## STATEMENT OF ALLOTMENTS, OBLIGATIONS AND BALANCES

As of June 30, 2022


Department : Other Executive Offices (OEO)

Agency : Office of the Presidential Adviser on Peace, Reconciliation and Unity (OPAPRU)


P/A/P ALLOTMENT CLASS/ OBJECT OF EXPENDITURE	ALLOTMENT RECEIVED	OBLIGATIONS INCURRED		UNOBLIGATED BALANCE OF ALLOTMENT	% OF ACTUAL UTILIZATION
		THIS REPORT (June 30, 2022)	TO DATE (January 01 to June 30, 2022)		
(1)	(2)	(3)	(4)	(5)=(2)-(4)	(6) = (4)/(2)
<b>CURRENT YEAR BUDGET GAA FY 2022 (RA NO. 11639)</b>					
<b>PERSONNEL SERVICES</b>					
GASS	49,470,000.00	6,537,766.86	42,598,463.35	6,871,536.65	86.11%
MFO 1 (OPERATIONS)	125,606,000.00	3,449,453.82	27,723,356.77	97,882,643.23	22.07%
LOCALLY FUNDED PROJECTS (LFP) - NORMALIZATION PROGRAM IN THE BANGSAMORO	17,087,000.00	2,010,048.34	12,939,050.93	4,147,949.07	75.72%
ADMINISTRATION OF PERSONNEL BENEFITS	738,000.00	-	-	738,000.00	0.00%
<b>Sub-Total</b>	<b>192,901,000.00</b>	<b>11,997,269.02</b>	<b>83,260,871.05</b>	<b>109,640,128.95</b>	<b>43.16%</b>
<b>MOOE</b>					
GASS	162,793,000.00	12,963,639.69	72,274,119.53	90,518,880.47	44.40%
MFO 1 (OPERATIONS)	261,700,000.00	24,174,245.04	77,177,510.74	184,522,489.26	29.49%
MFO 1 (OPERATIONS) - CONGRESS- INTRODUCED (FOR COMPREHENSIVE RELEASE)	100,000,000.00	21,607,788.02	46,770,728.72	53,229,271.28	46.77%
LOCALLY FUNDED PROJECTS (LFP) - NORMALIZATION PROGRAM IN THE BANGSAMORO	72,885,000.00	7,059,589.22	46,112,794.77	26,772,205.23	63.27%
LOCALLY FUNDED PROJECTS (LFP) - NORMALIZATION PROGRAM IN THE BANGSAMORO CONGRESS-INTRODUCED (FOR COMPREHENSIVE RELEASE)	760,152,000.00	14,600,000.00	760,152,000.00	-	100.00%
LOCALLY FUNDED PROGRAM (LFP) GOVERNMENT OF THE PHILIPPINES - MORO NATIONAL LIBERATION FRONT PEACE PROCESS PROGRAM CONGRESS- INTRODUCED (FOR COMPREHENSIVE RELEASE)	45,980,000.00	45,980,000.00	45,980,000.00	-	100.00%
LOCALLY FUNDED PROJECTS (LFP) - PAMANA PROJECTS CONGRESS- INTRODUCED (FOR LATER RELEASE)	-	-	-	-	#DIV/0!
<b>Sub-Total</b>	<b>1,403,510,000.00</b>	<b>126,385,261.97</b>	<b>1,048,467,153.76</b>	<b>355,042,846.24</b>	<b>74.70%</b>
<b>CAPITAL OUTLAY (CO)</b>					
GASS	4,619,000.00	-	1,216,800.00	3,402,200.00	26.34%
<b>Sub-Total</b>	<b>4,619,000.00</b>	<b>-</b>	<b>1,216,800.00</b>	<b>3,402,200.00</b>	<b>26.34%</b>
<b>SUB-TOTAL - REGULAR FUND FY 2022</b>	<b>1,601,030,000.00</b>	<b>138,382,530.99</b>	<b>1,132,944,824.81</b>	<b>468,085,175.19</b>	<b>70.76%</b>
<b>CONTINUING APPROPRIATION GAA FY 2021 (RA NO. 11518)</b>					
<b>MOOE</b>					
GASS	28,900,441.03	580,809.30	5,654,090.75	23,246,350.28	19.56%
MFO 1 (OPERATIONS)	61,452,917.30	6,233,937.23	32,531,274.82	28,921,642.48	52.94%

P/A/P ALLOTMENT CLASS/ OBJECT OF EXPENDITURE	ALLOTMENT RECEIVED	OBLIGATIONS INCURRED		UNOBLIGATED BALANCE OF ALLOTMENT	% OF ACTUAL UTILIZATION
		THIS REPORT (June 30, 2022)	TO DATE (January 01 to June 30, 2022)		
(1)	(2)	(3)	(4)	(5)=(2)-(4)	(6) = (4)/(2)
MFO 1 (OPERATIONS) CONGRESS-INTRODUCED	30,026,517.98	2,459,915.20	9,356,483.69	20,670,034.29	31.16%
LOCALLY FUNDED PROJECTS (LFP) - NORMALIZATION PROGRAM IN THE BANGSAMORO	2,313,248.46	-	152,040.96	2,161,207.50	6.57%
LOCALLY FUNDED PROJECTS (LFP) - NORMALIZATION PROGRAM IN THE BANGSAMORO CONGRESS-INTRODUCED	2,556,241.60	369,076.00	393,076.00	2,163,165.60	15.38%
<b>Sub-Total</b>	<b>125,249,366.37</b>	<b>9,643,737.73</b>	<b>48,086,966.22</b>	<b>77,162,400.15</b>	<b>38.39%</b>
<b>CAPITAL OUTLAY (CO)</b>					
GASS	33,398.29	(3,000.00)	25,999.00	7,399.29	77.85%
MFO 1 (OPERATIONS) CONGRESS-INTRODUCED	1,300,195.00	-	-	1,300,195.00	0.00%
LOCALLY FUNDED PROJECTS (LFP) - NORMALIZATION PROGRAM IN THE BANGSAMORO CONGRESS-INTRODUCED	13,532,369.25	-	842,400.00	12,689,969.25	6.23%
<b>Sub-Total</b>	<b>14,865,962.54</b>	<b>(3,000.00)</b>	<b>868,399.00</b>	<b>13,997,563.54</b>	<b>5.84%</b>
<b>SUB-TOTAL - CONTINUING APPROPRIATION</b>	<b>140,115,328.91</b>	<b>9,640,737.73</b>	<b>48,955,365.22</b>	<b>91,159,963.69</b>	<b>34.94%</b>
<b>SPECIAL ACCOUNT - COMMUNITY PEACE DIVIDENDS FUND (CPDF)</b>					
MOOE					
GRANTS	22,985,067.00	3,657,152.75	7,399,238.01	15,585,828.99	32.19%
<b>SUB-TOTAL - CPDF</b>	<b>22,985,067.00</b>	<b>3,657,152.75</b>	<b>7,399,238.01</b>	<b>15,585,828.99</b>	<b>32.19%</b>
<b>GRAND TOTAL</b>	<b>1,764,130,395.91</b>	<b>151,680,421.47</b>	<b>1,189,299,428.04</b>	<b>574,830,967.87</b>	<b>67.42%</b>


PREPARED BY:

  
**ARIEN KRIZELLE R. LOPEZ**  
 PPO III, Budget Division


RECOMMENDING APPROVAL:

  
**DIR. NOLY P. MAPILI**  
 OIC, DPAPRU for Finance and Administrative Services

NOTED BY:

  
**DIR. MA. CORAZON B. ALMARIO**  
 Director III, Financial Management Services

APPROVED BY:

  
**SEC. CARLITO G. GALVEZ, JR.**  
 Presidential Adviser on Peace, Reconciliation and Unity