

STATEMENT OF ALLOTMENTS, OBLIGATIONS AND BALANCES

As of January 31, 2022


Department : Other Executive Offices (OEO)

Agency : Office of the Presidential Adviser on Peace, Reconciliation and Unity (OPAPRU)


P/A/P ALLOTMENT CLASS/ OBJECT OF EXPENDITURE	ALLOTMENT RECEIVED	OBLIGATIONS INCURRED		UNOBLIGATED BALANCE OF ALLOTMENT	% OF ACTUAL UTILIZATION
		THIS REPORT (January 31, 2022)	TO DATE (January 01-31, 2022)		
(1)	(2)	(3)	(4)	(5)=(2)-(4)	(6) = (4)/(2)
CURRENT YEAR BUDGET (REPUBLIC ACT NO. 11639)					
PERSONNEL SERVICES					
GASS	49,470,000.00	4,897,365.77	4,897,365.77	44,572,634.23	9.90%
MFO 1 (OPERATIONS)	125,606,000.00	3,584,715.64	3,584,715.64	122,021,284.36	2.85%
LOCALLY FUNDED PROJECTS (LFP) - NORMALIZATION PROGRAM IN THE BANGSAMORO	17,087,000.00	1,591,803.10	1,591,803.10	15,495,196.90	9.32%
ADMINISTRATION OF PERSONNEL BENEFITS	738,000.00	-	-	738,000.00	0.00%
Sub-Total	192,901,000.00	10,073,884.51	10,073,884.51	182,827,115.49	5.22%
MOOE					
GASS	162,793,000.00	9,421,773.54	9,421,773.54	153,371,226.46	5.79%
MFO 1 (OPERATIONS)	261,700,000.00	4,321,689.67	4,321,689.67	257,378,310.33	1.65%
MFO 1 (OPERATIONS) - CONGRESS- INTRODUCED (FOR COMPREHENSIVE RELEASE)	100,000,000.00	-	-	100,000,000.00	0.00%
LOCALLY FUNDED PROJECTS (LFP) - NORMALIZATION PROGRAM IN THE BANGSAMORO	72,885,000.00	3,664,273.44	3,664,273.44	69,220,726.56	5.03%
LOCALLY FUNDED PROJECTS (LFP) - NORMALIZATION PROGRAM IN THE BANGSAMORO CONGRESS-INTRODUCED (FOR COMPREHENSIVE RELEASE)	760,152,000.00	-	-	760,152,000.00	0.00%
LOCALLY FUNDED PROGRAM (LFP) GOVERNMENT OF THE PHILIPPINES - MORO NATIONAL LIBERATION FRONT PEACE PROCESS PROGRAM CONGRESS- INTRODUCED (FOR COMPREHENSIVE RELEASE)	45,980,000.00	-	-	45,980,000.00	0.00%
Sub-Total	1,403,510,000.00	17,407,736.65	17,407,736.65	1,386,102,263.35	1.24%
CAPITAL OUTLAY (CO)					
GASS	4,619,000.00	-	-	4,619,000.00	0.00%
Sub-Total	4,619,000.00	-	-	4,619,000.00	0.00%
SUB-TOTAL - REGULAR FUND	1,601,030,000.00	27,481,621.16	27,481,621.16	1,573,548,378.84	1.72%
GRAND TOTAL	1,601,030,000.00	27,481,621.16	27,481,621.16	1,573,548,378.84	1.72%

P/A/P ALLOTMENT CLASS/ OBJECT OF EXPENDITURE	ALLOTMENT RECEIVED	OBLIGATIONS INCURRED		UNOBLIGATED BALANCE OF ALLOTMENT	% OF ACTUAL UTILIZATION
		THIS REPORT (January 31, 2022)	TO DATE (January 01-31, 2022)		
(1)	(2)	(3)	(4)	(5)=(2)-(4)	(6) = (4)/(2)


PREPARED BY:


ARIEN KRIZELLE R. LOREZ
 PPO III, Budget Division


RECOMMENDING APPROVAL:


USEC. ARNULFO R. PAJARILLO
 DPAPRU for Finance and Administrative Services

NOTED BY:


DIR. MA. CORAZON B. ALMARIO
 Director III, Finance Department

APPROVED BY:


SEC. CARLITO G. GALVEZ, JR.
 Presidential Adviser on Peace, Reconciliation and Unity