


MONTHLY REPORT OF DISBURSEMENTS
For the month of DECEMBER 2022


Department : Other Executive Offices
Agency : Office of the Presidential Adviser on the Peace Process
Operating Unit : IVA
Organization Code (UACS) : 260290000000
Funding Source Code (as clustered) : 01 - Regular Agency Fund


PARTICULARS	CURRENT YEAR BUDGET				PRIOR YEARS ACCOUNTS PAYABLE				CURRENT YEAR ACCOUNTS PAYABLE				PRIOR YEARS BUDGET				CURRENT YEAR ACCOUNTS PAYABLE				TRUST LIABILITIES				GRAND TOTAL				REMARKS	
	PS	MODE	FINEX	CO	PS	MODE	FINEX	CO	PS	MODE	FINEX	CO	PS	MODE	FINEX	CO	PS	MODE	FINEX	CO	PS	MODE	FINEX	CO	PS	MODE	FINEX	CO		
Notice of Cash Allocation (NCA)	17,964,420.01	476,313,462.81	-	-	61,024,444.61	494,277,882.82	-	-	34,626,500.66	-	-	-	106,268.90	2,120,305.07	-	-	18,616,113.63	531,128,966.45	-	-	18,069,718.91	519,059,277.54	-	-	531,128,966.45	-	-	-		
MDS Checks Issued	5,302,242.51	479,232,691.04	-	-	424,528,539.55	34,719,381.95	-	-	34,719,381.95	-	-	-	1,740,802.26	35,919,164.21	-	-	469,454,103.76	453,151,861.25	-	-	5,302,242.51	453,151,861.25	-	-	469,454,103.76	-	-	-		
Advos to Debit Account	12,662,177.50	57,080,765.77	-	-	69,742,943.27	447,141,711	-	-	447,141,711	-	-	-	106,268.90	379,582.81	-	-	464,801,711	531,946.42	-	-	12,662,177.50	57,907,416.29	-	-	70,674,892.69	-	-	-		
Notes of Transfer of Allocation (NTA)	-	-	-	-	-	-	-	-	-	-	-	-	-	-	-	-	-	-	-	-	-	-	-	-	-	-	-	-	-	
MDS Checks Issued	-	-	-	-	-	-	-	-	-	-	-	-	-	-	-	-	-	-	-	-	-	-	-	-	-	-	-	-	-	
Advos to Debit Account	-	-	-	-	-	-	-	-	-	-	-	-	-	-	-	-	-	-	-	-	-	-	-	-	-	-	-	-	-	
Working Fund (NCA issued to BIT)	-	-	-	-	-	-	-	-	-	-	-	-	-	-	-	-	-	-	-	-	-	-	-	-	-	-	-	-	-	
Tax Remittance Advances Issued (TRA)	1,977,895.80	1,475,208.77	-	-	-	-	-	-	-	-	-	-	63,188.20	36,980.77	-	-	19,929.86	55,933.63	-	-	1,977,895.80	1,574,377.74	-	-	37,441.25	3,589,714.79	-	-	-	
Cash Disbursement Ceiling (CDC)	-	-	-	-	-	-	-	-	-	-	-	-	-	-	-	-	-	-	-	-	-	-	-	-	-	-	-	-	-	
Non-Cash Availment Authority (NCAA)	-	-	-	-	-	-	-	-	-	-	-	-	-	-	-	-	-	-	-	-	-	-	-	-	-	-	-	-	-	
Others (CDT, BIT, Docs Stamp, etc)	-	-	-	-	-	-	-	-	-	-	-	-	-	-	-	-	-	-	-	-	-	-	-	-	-	-	-	-	-	
Summary																														
PREVIOUS REPORT	(2)	(3)	(4)																											
TOTAL Disbursement Authorities Received	1,750,747,000.00	531,246,381.46	2,281,993,381.46		61,024,444.61	494,277,882.82			34,626,500.66				106,268.90	2,120,305.07			18,616,113.63	531,128,966.45			18,069,718.91	519,059,277.54			531,128,966.45					
NCA																														
Working Fund	36,887,777.62	3,589,714.79	40,277,492.41																											
TRA																														
ODC																														
NCAA																														
Others (CDT, BIT, Docs Stamp, etc)																														
Less: Notes of Transfer Allocation (NTA) Issued																														
Total Disbursement Authorities Available	1,787,434,777.62	534,836,096.24	2,322,270,873.86		61,024,444.61	494,277,882.82			34,626,500.66				106,268.90	2,120,305.07			18,616,113.63	531,128,966.45			18,069,718.91	519,059,277.54			531,128,966.45					
Less:																														
Leased NCA	220,308.37	117,385.00	337,693.37																											
Disbursement	1,767,595,311.80	534,718,711.24	2,302,314,023.04		61,024,444.61	494,277,882.82			34,626,500.66				106,268.90	2,120,305.07			18,616,113.63	531,128,966.45			18,069,718.91	519,059,277.54			531,128,966.45					
Balance of Disbursement Authorities as of date	19,839,465.82	117,385.00	19,956,850.82																											
Total Disbursement Program	1,787,434,777.62	534,836,096.24	2,322,270,873.86		61,024,444.61	494,277,882.82			34,626,500.66				106,268.90	2,120,305.07			18,616,113.63	531,128,966.45			18,069,718.91	519,059,277.54			531,128,966.45					
Less: Actual Disbursements	1,767,595,311.80	534,718,711.24	2,302,314,023.04		61,024,444.61	494,277,882.82			34,626,500.66				106,268.90	2,120,305.07			18,616,113.63	531,128,966.45			18,069,718.91	519,059,277.54			531,128,966.45					
(Over) Under Spending	19,839,465.82	117,385.00	19,956,850.82																											

This report was generated using the Unified Reporting System

PARTICULARS	PREVIOUS REPORT	CURRENT MONTH	AS OF DATE
(1)	(2)	(3)	(4)
Total Disbursement Authorities Received	1,750,747,000.00	531,246,381.46	2,281,993,381.46
NCA			
Working Fund	36,887,777.62	3,589,714.79	40,277,492.41
TRA			
ODC			
NCAA			
Others (CDT, BIT, Docs Stamp, etc)			
Less: Notes of Transfer Allocation (NTA) Issued			
Total Disbursement Authorities Available	1,787,434,777.62	534,836,096.24	2,322,270,873.86
Less:			
Leased NCA	220,308.37	117,385.00	337,693.37
Disbursement	1,767,595,311.80	534,718,711.24	2,302,314,023.04
Balance of Disbursement Authorities as of date	19,839,465.82	117,385.00	19,956,850.82
Total Disbursement Program	1,787,434,777.62	534,836,096.24	2,322,270,873.86
Less: Actual Disbursements	1,767,595,311.80	534,718,711.24	2,302,314,023.04
(Over) Under Spending	19,839,465.82	117,385.00	19,956,850.82

Certified Correct:

SHIRY ANNE D. PADERSON, CPA
PPC - IV - Accounting Division Head
Date: January 10, 2023

Recommending Approval By:

PA Atty. Carlos P. Carillo
Office of the Presidential Adviser for FAS, Plans and Programs

Approved By:

SECRETARY CARLITO G. CALVEZ JR.
Presidential Adviser on Peace, Unity and Reconciliation
Date: _____