

**SUMMARY OF PRIOR YEAR'S OBLIGATIONS, DISBURSEMENTS AND UNPAID PRIOR YEAR OBLIGATIONS  
AS OF MARCH 31, 2021**

Department:  
Agency/Operating Unit:  
Fund:


Other Executive Office  
Office of the Presidential Adviser on the Peace Process  
53

| Particulars   | PRIOR YEAR'S OBLIGATIONS FY 2020 |             |                       | DISBURSEMENTS FY 2021             |                                  |                                  |                                  | Unpaid Obligations    |                       |
|---|----------------------------------|-------------|-----------------------|-----------------------------------|----------------------------------|----------------------------------|----------------------------------|-----------------------|-----------------------|
|   | Balance Beginning of the year    | Adjustments | Adjusted Balance      | 1st Quarter ending March 31, 2020 | 2nd Quarter ending June 30, 2020 | 3rd Quarter ending Sept 30, 2020 | 4th Quarter ending Dec. 31, 2020 |                       | Total                 |
| 1   | 2                                | 3           | 4= (2+3)              | 5                                 | 6                                | 7                                | 8                                | 9 = (5+6+7+8)         | 10 = (4-9)            |
| <b>I. PRIOR YEAR'S ACCOUNTS PAYABLE- FY 2020</b>    |                                  |             |                       |                                   |                                  |                                  |                                  |                       |                       |
| Personnel Services                                  | 1,877,627.94                     |             | 1,877,627.94          | 437,484.98                        |                                  |                                  |                                  | 437,484.98            | 1,440,142.96          |
| Maintenance & Other Operating Expenses              | 862,564,236.83                   |             | 862,564,236.83        | 711,955,560.88                    | -                                | -                                |                                  | 711,955,560.88        | 150,608,675.95        |
| Capital Outlay                                      | 8,476,065.40                     |             | 8,476,065.40          | 2,480,201.00                      |                                  |                                  |                                  | 2,480,201.00          | 5,995,864.40          |
| <b>SUB-TOTAL</b>                                    | <b>872,917,930.17</b>            | <b>-</b>    | <b>872,917,930.17</b> | <b>714,873,246.86</b>             | <b>-</b>                         | <b>-</b>                         | <b>-</b>                         | <b>714,873,246.86</b> | <b>158,044,683.31</b> |
| <b>II. PRIOR YEAR'S ACCOUNTS PAYABLE - FY 2019</b>  |                                  |             |                       |                                   |                                  |                                  |                                  |                       |                       |
| Personnel Services                                  | -                                |             | -                     |                                   |                                  |                                  |                                  | -                     | -                     |
| Maintenance & Other Operating Expenses              | 13,317,097.55                    |             | 13,317,097.55         | 3,192,576.89                      |                                  |                                  |                                  | 3,192,576.89          | 10,124,520.66         |
| Capital Outlay                                      | 422,279.75                       |             | 422,279.75            |                                   |                                  |                                  |                                  | -                     | 422,279.75            |
| <b>SUB-TOTAL</b>                                    | <b>13,739,377.30</b>             | <b>-</b>    | <b>13,739,377.30</b>  | <b>3,192,576.89</b>               | <b>-</b>                         | <b>-</b>                         | <b>-</b>                         | <b>3,192,576.89</b>   | <b>10,546,800.41</b>  |
| <b>III. PRIOR YEAR'S ACCOUNTS PAYABLE - FY 2018</b> |                                  |             |                       |                                   |                                  |                                  |                                  |                       |                       |
| Personnel Services                                  | 450,129.50                       |             | 450,129.50            |                                   |                                  |                                  |                                  | -                     | 450,129.50            |
| Maintenance & Other Operating Expenses              | 2,680,067.15                     |             | 2,680,067.15          |                                   |                                  |                                  |                                  | -                     | 2,680,067.15          |
| Capital Outlay                                      | 1,085,814.00                     |             | 1,085,814.00          |                                   |                                  |                                  |                                  | -                     | 1,085,814.00          |
| <b>SUB-TOTAL</b>                                    | <b>4,216,010.65</b>              | <b>-</b>    | <b>4,216,010.65</b>   | <b>-</b>                          | <b>-</b>                         | <b>-</b>                         | <b>-</b>                         | <b>-</b>              | <b>4,216,010.65</b>   |
| <b>GRAND TOTAL</b>                                  | <b>890,873,318.12</b>            | <b>-</b>    | <b>890,873,318.12</b> | <b>718,065,823.75</b>             | <b>-</b>                         | <b>-</b>                         | <b>-</b>                         | <b>718,065,823.75</b> | <b>172,807,494.37</b> |


Certified Correct:

  
Ligaya M. Mora  
Peace Program Officer II, Budget Division


Certified Correct:

  
Angel Nicole A. Roxas, CPA  
Accountant III / Accounting Division Head

Recommending Approval:

  
Dir. Ma. Corazon B. Almario  
Director III, Finance Department

Approved by:

  
Usec. Arnulfo R. Pajarillo  
Undersecretary, FAS