

SUMMARY PERFORMANCE MONITORING REPORT (SPMR)

(APPROPRIATIONS, OBLIGATIONS AND DISBURSEMENTS)

As of the Month Ending October 31, 2021


Department : Other Executive Offices
 Agency : Office of the Presidential Adviser on the Peace Process
 Operating Unit : < not applicable >
 Organization Code : 26 026 000000

PARTICULARS	AVAILABLE APPROPRIATIONS		ALLOTMENT RELEASES		OBLIGATIONS		DISBURSEMENTS		
	AMOUNT		AMOUNT	% TO AVAILABLE	AMOUNT	% TO ALLOTMENT	AMOUNT	% TO ALLOTMENT	% TO OBLIGATIONS
A. GRAND TOTAL, OPAPP	3,457,335,572.83		3,457,335,572.83	100.00%	2,772,084,767.37	80.18%	2,623,903,037.45	75.89%	94.65%
ACCOUNTS PAYABLE	886,657,307.47		886,657,307.47	100.00%	886,657,307.47	100.00%	759,721,606.03	85.68%	85.68%
PS	1,877,627.94		1,877,627.94	100.00%	1,877,627.94	100.00%	638,254.77	33.99%	33.99%
MOOE	875,881,334.38		875,881,334.38	100.00%	875,881,334.38	100.00%	754,295,375.86	86.12%	86.12%
FinEx	-		-		-		-		
CO	8,898,345.15		8,898,345.15	100.00%	8,898,345.15	100.00%	4,787,975.40	53.81%	53.81%
CURRENT YEAR - REGULAR FUND GAA FY 2021 RA 11518	2,100,946,000.00		2,100,946,000.00	100.00%	1,546,010,757.79	73.59%	1,535,947,330.64	73.11%	99.35%
PS	187,128,000.00		187,128,000.00	100.00%	125,877,389.69	67.27%	125,877,389.69	67.27%	100.00%
MOOE	1,884,422,000.00		1,884,422,000.00	100.00%	1,419,751,363.10	75.34%	1,409,817,035.95	74.81%	99.30%
FinEx	-		-		-		-		
CO	29,396,000.00		29,396,000.00	100.00%	382,005.00	1.30%	252,905.00	0.86%	0.00%
CONTINUING APPROPRIATIONS RA 11520 - REGULAR FUND (GAA 2020 RA 11465)	344,371,151.36		344,371,151.36	100.00%	237,192,889.80	68.88%	226,056,839.90	65.64%	95.31%
PS	17,914,122.67		17,914,122.67	100.00%	6,724,746.96	37.54%	6,724,746.96	37.54%	100.00%
MOOE	323,829,704.03		323,829,704.03	100.00%	229,431,236.99	70.85%	218,295,187.09	67.41%	95.15%
FinEx	-		-		-		-		
CO	2,627,324.66		2,627,324.66	100.00%	1,036,905.85	39.47%	1,036,905.85	39.47%	0.00%
CONTINUING APPROPRIATIONS-CONTINGENT FUND (GAA 2020 RA 11465) - NATIONAL HOUSING AUTHORITY	101,500,000.00		101,500,000.00	100.00%	101,500,000.00	100.00%	101,500,000.00	100.00%	100.00%
MOOE	101,500,000.00		101,500,000.00	100.00%	101,500,000.00	100.00%	101,500,000.00	100.00%	100.00%
SPECIAL ACCOUNT-COMMUNITY PEACE DIVIDENDS FUND (CPDF)	23,861,114.00		23,861,114.00	100.00%	723,812.31	3.03%	677,260.88	2.84%	93.57%
MOOE	23,861,114.00		23,861,114.00	100.00%	723,812.31	3.03%	677,260.88	2.84%	93.57%
B. DETAILS BY AGENCY	3,457,335,572.83		3,457,335,572.83	100.00%	2,772,084,767.37	80.18%	2,623,903,037.45	75.89%	75.89%
ACCOUNTS PAYABLE	886,657,307.47		886,657,307.47	100.00%	886,657,307.47	100.00%	759,721,606.03	85.68%	85.68%
PS	1,877,627.94		1,877,627.94	100.00%	1,877,627.94	100.00%	638,254.77	33.99%	33.99%
MOOE	875,881,334.38		875,881,334.38	100.00%	875,881,334.38	100.00%	754,295,375.86	86.12%	86.12%

PARTICULARS	AVAILABLE APPROPRIATIONS		ALLOTMENT RELEASES		OBLIGATIONS		DISBURSEMENTS		
	AMOUNT	AMOUNT	% TO AVAILABLE	AMOUNT	% TO ALLOTMENT	AMOUNT	% TO ALLOTMENT	% TO OBLIGATIONS	
FinEx	-	-	-	-	-	-	-	-	-
CO	8,898,345.15	8,898,345.15	100.00%	8,898,345.15	100.00%	4,787,975.40	53.81%	53.81%	
CURRENT YEAR - REGULAR FUND GAA FY 2021 RA 11518	2,100,946,000.00	2,100,946,000.00	100.00%	1,546,010,757.79	73.68%	1,536,947,330.64	73.11%	99.35%	
GASS - Current Year	227,514,000.00	227,514,000.00	100.00%	160,787,114.24	70.67%	158,553,399.03	69.69%	98.61%	
PS	48,281,000.00	48,281,000.00	100.00%	48,281,000.00	100.00%	48,281,000.00	100.00%	100.00%	
MOOE	171,943,000.00	171,943,000.00	100.00%	112,506,114.24	65.43%	110,272,399.03	64.13%	98.01%	
FinEx	-	-	-	-	-	-	-	-	
CO	7,290,000.00	7,290,000.00	100.00%	-	0.00%	-	0.00%	0.00%	
MFO 1 (OPERATIONS) - Current Year	643,852,000.00	643,852,000.00	100.00%	396,852,503.54	61.64%	390,005,388.96	60.57%	98.27%	
PS	122,152,000.00	122,152,000.00	100.00%	60,901,389.69	49.86%	60,901,389.69	49.86%	100.00%	
MOOE	519,594,000.00	519,594,000.00	100.00%	335,569,108.85	64.58%	328,851,094.27	63.29%	98.00%	
FinEx	-	-	-	-	-	-	-	-	
CO	2,106,000.00	2,106,000.00	100.00%	382,005.00	18.14%	252,905.00	0.00%	0.00%	
LOCALLY FUNDED PROGRAM (LFP) Normalization - Current Year	1,229,580,000.00	1,229,580,000.00	100.00%	988,371,140.01	80.38%	987,388,542.65	80.30%	99.90%	
PS	16,695,000.00	16,695,000.00	100.00%	16,695,000.00	100.00%	16,695,000.00	100.00%	100.00%	
MOOE	1,192,885,000.00	1,192,885,000.00	100.00%	971,676,140.01	81.46%	970,693,542.65	81.37%	99.90%	
FinEx	-	-	-	-	-	-	-	-	
CO	20,000,000.00	20,000,000.00	100.00%	-	0.00%	-	0.00%	0.00%	
CONTINUING APPROPRIATIONS RA 11520 - REGULAR FUND (GAA 2020 RA 11465)	344,371,151.36	344,371,151.36	100.00%	237,192,889.80	68.88%	226,056,839.90	65.64%	95.31%	
GASS - Prior Year Continuing	46,546,880.70	46,546,880.70	100.00%	24,731,179.39	53.13%	24,012,833.39	51.59%	97.10%	
PS	-	-	0.00%	-	0%	-	-	-	
MOOE	46,546,880.70	46,546,880.70	100.00%	24,731,179.39	53.13%	24,012,833.39	51.59%	97.10%	
FinEx	-	-	-	-	-	-	-	-	
CO	-	-	0.00%	-	0.00%	-	0.00%	0.00%	
MFO 1 (OPERATIONS) - Prior Year Continuing	96,737,725.71	96,737,725.71	100.00%	45,475,165.66	47.01%	40,308,675.66	41.67%	88.64%	
PS	17,914,122.67	17,914,122.67	100.00%	6,724,746.96	37.54%	6,724,746.96	37.54%	100.00%	
MOOE	76,196,278.38	76,196,278.38	100.00%	37,713,512.85	49.50%	32,547,022.85	42.71%	86.30%	
FinEx	-	-	-	-	-	-	-	-	
CO	2,627,324.66	2,627,324.66	100.00%	1,036,905.85	39.47%	1,036,905.85	39.47%	100.00%	
LOCALLY FUNDED PROGRAM (LFP)- Prior Year Continuing - Normalization Program in the Bangsamoro	166,986,544.95	166,986,544.95	100.00%	166,986,544.75	100.00%	161,735,330.85	96.86%	96.86%	
PS	-	-	0.00%	-	0.00%	-	0.00%	0.00%	
MOOE	166,986,544.95	166,986,544.95	100.00%	166,986,544.75	100.00%	161,735,330.85	96.86%	97%	
FinEx	-	-	-	-	-	-	-	-	
CO	-	-	0.00%	-	0.00%	-	0.00%	0.00%	

PARTICULARS	AVAILABLE APPROPRIATIONS		ALLOTMENT RELEASES		OBLIGATIONS		DISBURSEMENTS		
	AMOUNT		AMOUNT	% TO AVAILABLE	AMOUNT	% TO ALLOTMENT	AMOUNT	% TO ALLOTMENT	% TO OBLIGATIONS
LOCALLY FUNDED PROGRAM (LFP)- Prior Year Continuing - PAMANA Projects	34,100,000.00		34,100,000.00	100.00%	-	-	-	0.00%	0.00%
PS	-		-	0.00%	-	-	-	0.00%	0.00%
MOOE	34,100,000.00		34,100,000.00	100.00%	-	-	-	0.00%	0.00%
FinEx	-		-		-		-		
CO	-		-	0.00%	-	0.00%	-	0.00%	0.00%
CONTINUING APPROPRIATIONS-CONTINGENT FUND (GAA 2020 RA 11465) - NATIONAL HOUSING AUTHORITY	101,500,000.00		101,500,000.00	100.00%	101,500,000.00	100.00%	101,500,000.00	100.00%	100.00%
MOOE	101,500,000.00		101,500,000.00	100.00%	101,500,000.00	100.00%	101,500,000.00	100.00%	100.00%
SPECIAL ACCOUNT-COMMUNITY PEACE DIVIDENDS FUND (CPDF)	23,861,114.00		23,861,114.00	100.00%	723,812.31	3.03%	677,260.88	2.84%	93.57%
MOOE	23,861,114.00		23,861,114.00	100.00%	723,812.31	3.03%	677,260.88	2.84%	93.57%

CERTIFIED CORRECT:


ARLEN KRIZEVICH LOPEZ
PPO III, Budget Division


CERTIFIED CORRECT:


SHSIMA A. CRETENCIO
PPO III, Accounting Division


NOTED BY:


DIR. MA. CORAZON B. ALMARIO
Director III, Finance Department

RECOMMENDING APPROVAL:


USEC. ARNULFO R. PAJARILLO
DPAPRU for Finance and Administrative Services

APPROVED BY:


SEC. CARLITO G. GALVEZ JR.
Presidential Adviser on Peace, Reconciliation and Unity (PAPRU)