

SUMMARY PERFORMANCE MONITORING REPORT (SPMR)

(APPROPRIATIONS, OBLIGATIONS AND DISBURSEMENTS)

As of the Month Ending December 31, 2021

Department : Other Executive Offices (OEO)  
 Agency : Office of the Presidential Adviser on Peace, Reconciliation and Unity (OPAPRU)  
 Operating Unit : < not applicable >  
 Organization Code : 26 026 0000000


PARTICULARS	AVAILABLE APPROPRIATIONS		ALLOTMENT RELEASES		OBLIGATIONS		DISBURSEMENTS		
	AMOUNT		AMOUNT	% TO AVAILABLE	AMOUNT	% TO ALLOTMENT	AMOUNT	% TO ALLOTMENT	% TO OBLIGATIONS
<b>A. GRAND TOTAL, OPAPP</b>	3,457,335,572.83		3,457,335,572.83	100.00%	3,197,731,498.81	92.49%	2,963,869,913.83	85.73%	92.69%
ACCOUNTS PAYABLE	886,657,307.47		886,657,307.47	100.00%	886,657,307.47	100.00%	774,430,476.02	87.34%	87.34%
PS	1,877,627.94		1,877,627.94	100.00%	1,877,627.94	100.00%	1,796,493.18	95.68%	95.68%
MOOE	875,881,334.38		875,881,334.38	100.00%	875,881,334.38	100.00%	763,735,637.69	87.20%	87.20%
FinEx	-		-		-		-		
CO	8,898,345.15		8,898,345.15	100.00%	8,898,345.15	100.00%	8,898,345.15	100.00%	100.00%
<b>CURRENT YEAR - REGULAR FUND GAA FY 2021 RA 11518</b>	2,100,946,000.00		2,100,946,000.00	100.00%	1,936,124,957.17	92.15%	1,824,492,024.77	86.84%	94.23%
PS	187,128,000.00		187,128,000.00	100.00%	162,422,286.08	86.80%	162,412,286.08	86.79%	99.99%
MOOE	1,884,422,000.00		1,884,422,000.00	100.00%	1,759,172,633.63	93.35%	1,654,968,357.69	87.82%	94.08%
FinEx	-		-		-		-		
CO	29,396,000.00		29,396,000.00	100.00%	14,530,037.46	49.43%	7,111,381.00	24.19%	0.00%
<b>CONTINUING APPROPRIATIONS RA 11520 - REGULAR FUND (GAA 2020 RA 11465)</b>	344,371,151.36		344,371,151.36	100.00%	272,573,187.29	79.15%	262,573,966.16	76.25%	96.33%
PS	17,914,122.67		17,914,122.67	100.00%	9,680,594.95	54.04%	9,680,594.95	54.04%	100.00%
MOOE	323,829,704.03		323,829,704.03	100.00%	261,358,718.77	80.71%	251,704,496.64	77.73%	96.31%
FinEx	-		-		-		-		
CO	2,627,324.66		2,627,324.66	100.00%	1,533,873.57	58.38%	1,188,874.57	45.25%	0.00%
<b>CONTINUING APPROPRIATIONS-CONTINGENT FUND (GAA 2020 RA 11465) - NATIONAL HOUSING AUTHORITY</b>	101,500,000.00		101,500,000.00	100.00%	101,500,000.00	100.00%	101,500,000.00	100.00%	100.00%
MOOE	101,500,000.00		101,500,000.00	100.00%	101,500,000.00	100.00%	101,500,000.00	100.00%	100.00%
<b>SPECIAL ACCOUNT-COMMUNITY PEACE DIVIDENDS FUND (CPDF)</b>	23,861,114.00		23,861,114.00	100.00%	876,046.88	3.67%	873,446.88	3.66%	99.70%
MOOE	23,861,114.00		23,861,114.00	100.00%	876,046.88	3.67%	873,446.88	3.66%	99.70%
<b>B. DETAILS BY AGENCY</b>	3,457,335,572.83		3,457,335,572.83	100.00%	3,197,731,498.81	92.49%	2,963,869,913.83	85.73%	92.69%
ACCOUNTS PAYABLE	886,657,307.47		886,657,307.47	100.00%	886,657,307.47	100.00%	774,430,476.02	87.34%	87.34%
PS	1,877,627.94		1,877,627.94	100.00%	1,877,627.94	100.00%	1,796,493.18	95.68%	95.68%
MOOE	875,881,334.38		875,881,334.38	100.00%	875,881,334.38	100.00%	763,735,637.69	87.20%	87.20%




PARTICULARS	AVAILABLE APPROPRIATIONS	ALLOTMENT RELEASES		OBLIGATIONS		DISBURSEMENTS		
	AMOUNT	AMOUNT	% TO AVAILABLE	AMOUNT	% TO ALLOTMENT	AMOUNT	% TO ALLOTMENT	% TO OBLIGATIONS
FinEx	-	-		-		-		
CO	8,898,345.15	8,898,345.15	100.00%	8,898,345.15	100.00%	8,898,345.15	100.00%	100.00%
<b>CURRENT YEAR - REGULAR FUND GAA FY 2021 RA 11518</b>	<b>2,100,946,000.00</b>	<b>2,100,946,000.00</b>	<b>100.00%</b>	<b>1,936,124,957.17</b>	<b>92.15%</b>	<b>1,824,492,024.77</b>	<b>86.84%</b>	<b>94.23%</b>
<b>GASS - Current Year</b>	<b>227,514,000.00</b>	<b>227,514,000.00</b>	<b>100.00%</b>	<b>198,580,160.68</b>	<b>87.28%</b>	<b>186,285,407.64</b>	<b>81.88%</b>	<b>93.81%</b>
PS	48,281,000.00	48,281,000.00	100.00%	48,281,000.00	100.00%	48,281,000.00	100.00%	100.00%
MOOE	171,943,000.00	171,943,000.00	100.00%	143,042,558.97	83.19%	136,733,731.64	79.52%	95.59%
FinEx	-	-		-		-		
CO	7,290,000.00	7,290,000.00	100.00%	7,256,601.71	99.54%	1,270,676.00	17.43%	17.51%
<b>MFO 1 (OPERATIONS) - Current Year</b>	<b>643,852,000.00</b>	<b>643,852,000.00</b>	<b>100.00%</b>	<b>526,366,655.80</b>	<b>81.75%</b>	<b>503,265,708.47</b>	<b>78.16%</b>	<b>95.61%</b>
PS	122,152,000.00	122,152,000.00	100.00%	97,446,286.08	79.77%	97,436,286.08	79.77%	99.99%
MOOE	519,594,000.00	519,594,000.00	100.00%	428,114,564.72	82.39%	405,023,617.39	77.95%	94.61%
FinEx	-	-		-		-		
CO	2,106,000.00	2,106,000.00	100.00%	805,805.00	38.26%	805,805.00	0.00%	100.00%
<b>LOCALLY FUNDED PROGRAM (LFP) Normalization - Current Year</b>	<b>1,229,580,000.00</b>	<b>1,229,580,000.00</b>	<b>100.00%</b>	<b>1,211,178,140.69</b>	<b>98.50%</b>	<b>1,134,940,908.66</b>	<b>92.30%</b>	<b>93.71%</b>
PS	16,695,000.00	16,695,000.00	100.00%	16,695,000.00	100.00%	16,695,000.00	100.00%	100.00%
MOOE	1,192,885,000.00	1,192,885,000.00	100.00%	1,188,015,509.94	99.59%	1,113,211,008.66	93.32%	93.70%
FinEx	-	-		-		-		
CO	20,000,000.00	20,000,000.00	100.00%	6,467,630.75	32.34%	5,034,900.00	25.17%	
<b>CONTINUING APPROPRIATIONS RA 11520 - REGULAR FUND (GAA 2020 RA 11465)</b>	<b>344,371,151.36</b>	<b>344,371,151.36</b>	<b>100.00%</b>	<b>272,573,187.29</b>	<b>79.15%</b>	<b>262,573,966.16</b>	<b>76.25%</b>	<b>96.33%</b>
<b>GASS - Prior Year Continuing</b>	<b>46,546,880.70</b>	<b>46,546,880.70</b>	<b>100.00%</b>	<b>34,181,077.23</b>	<b>73.43%</b>	<b>33,397,926.01</b>	<b>71.75%</b>	<b>97.71%</b>
PS	-	-	0.00%	-	0%	-	0.00%	0.00%
MOOE	46,546,880.70	46,546,880.70	100.00%	34,181,077.23	73.43%	33,397,926.01	71.75%	97.71%
FinEx	-	-		-		-		
CO	-	-	0.00%	-	0.00%	-	0.00%	0.00%
<b>MFO 1 (OPERATIONS) - Prior Year Continuing</b>	<b>96,737,725.71</b>	<b>96,737,725.71</b>	<b>100.00%</b>	<b>71,405,565.31</b>	<b>73.81%</b>	<b>65,097,495.40</b>	<b>67.29%</b>	<b>91.17%</b>
PS	17,914,122.67	17,914,122.67	100.00%	9,680,594.95	54.04%	9,680,594.95	54.04%	100.00%
MOOE	76,196,278.38	76,196,278.38	100.00%	60,191,096.79	78.99%	54,228,025.88	71.17%	90.09%
FinEx	-	-		-		-		
CO	2,627,324.66	2,627,324.66	100.00%	1,533,873.57	58.38%	1,188,874.57	45.25%	77.51%
<b>LOCALLY FUNDED PROGRAM (LFP)- Prior Year Continuing - Normalization Program in the Bangsamoro</b>	<b>166,986,544.95</b>	<b>166,986,544.95</b>	<b>100.00%</b>	<b>166,986,544.75</b>	<b>100.00%</b>	<b>164,078,544.75</b>	<b>98.26%</b>	<b>98.26%</b>
PS	-	-	0.00%	-	0.00%	-	0.00%	0.00%
MOOE	166,986,544.95	166,986,544.95	100.00%	166,986,544.75	100.00%	164,078,544.75	98.26%	98%
FinEx	-	-		-		-		
CO	-	-	0.00%	-	0.00%	-	0.00%	0.00%

PARTICULARS	AVAILABLE APPROPRIATIONS	ALLOTMENT RELEASES		OBLIGATIONS		DISBURSEMENTS		
	AMOUNT	AMOUNT	% TO AVAILABLE	AMOUNT	% TO ALLOTMENT	AMOUNT	% TO ALLOTMENT	% TO OBLIGATIONS
LOCALLY FUNDED PROGRAM (LFP)- Prior Year Continuing - PAMANA Projects	34,100,000.00	34,100,000.00	100.00%	-	-	-	0.00%	0.00%
PS	-	-	0.00%	-	-	-	0.00%	0.00%
MOOE	34,100,000.00	34,100,000.00	100.00%	-	-	-	0.00%	0.00%
FinEx	-	-	-	-	-	-	-	-
CO	-	-	0.00%	-	0.00%	-	0.00%	0.00%
CONTINUING APPROPRIATIONS-CONTINGENT FUND (GAA 2020 RA 11465) - NATIONAL HOUSING AUTHORITY	101,500,000.00	101,500,000.00	100.00%	101,500,000.00	100.00%	101,500,000.00	100.00%	100.00%
MOOE	101,500,000.00	101,500,000.00	100.00%	101,500,000.00	100.00%	101,500,000.00	100.00%	100.00%
SPECIAL ACCOUNT-COMMUNITY PEACE DIVIDENDS FUND (CPDF)	23,861,114.00	23,861,114.00	100.00%	876,046.88	3.67%	873,446.88	3.66%	99.70%
MOOE	23,861,114.00	23,861,114.00	100.00%	876,046.88	3.67%	873,446.88	3.66%	99.70%

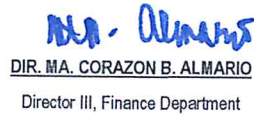
CERTIFIED CORRECT:

  
ARIEN KRIZELLE R. LOPEZ  
PPO III, Budget Division

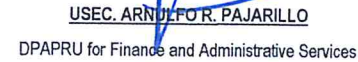
CERTIFIED CORRECT:

  
SUSIMA A. CRETENCIO  
PPO III, Accounting Division

NOTED BY:

  
DIR. MA. CORAZON B. ALMARIO  
Director III, Finance Department

RECOMMENDING APPROVAL:

  
USEC. ARNULFO R. PAJARILLO  
DPAPRU for Finance and Administrative Services

APPROVED BY:

  
SEC. CARLITO G. GALVEZ JR.  
Presidential Adviser on Peace, Reconciliation and Unity (PAPRU)