

## STATEMENT OF ALLOTMENTS, OBLIGATIONS AND BALANCES

As of June 30, 2021


Department : Other Executive Office (OEO)

Agency : Office of the Presidential Adviser on the Peace Process (OPAPP)


P/A/P ALLOTMENT CLASS/ OBJECT OF EXPENDITURE	ALLOTMENT RECEIVED	OBLIGATIONS INCURRED		UNOBLIGATED BALANCE OF ALLOTMENT	% OF ACTUAL UTILIZATION
		THIS REPORT (June 1-30, 2021)	TO DATE (January 1 to June 30, 2021)		
(1)	(2)	(3)	(4)	(5)=(2)-(4)	6) = (4) / (2)
<b>CURRENT YEAR BUDGET (REPUBLIC ACT NO. 11518)</b>					
<b>PERSONNEL SERVICES</b>					
GASS	48,281,000.00	5,661,187.40	40,313,397.63	7,967,602.37	83.50%
MFO 1 (OPERATIONS)	122,152,000.00	4,315,673.47	28,356,645.77	93,795,354.23	23.21%
LOCALLY FUNDED PROJECTS (LFP) - ANNEX FOR NORMALIZATION	16,695,000.00	1,507,214.52	10,333,460.49	6,361,539.51	61.90%
<b>Sub-Total</b>	<b>187,128,000.00</b>	<b>11,484,075.39</b>	<b>79,003,503.89</b>	<b>108,124,496.11</b>	<b>42.22%</b>
<b>MOOE</b>					
GASS	171,943,000.00	9,225,911.10	68,615,623.03	103,327,376.97	39.91%
MFO 1 (OPERATIONS)	519,594,000.00	200,564,879.40	259,218,159.99	260,375,840.01	49.89%
LOCALLY FUNDED PROJECTS (LFP) - ANNEX FOR NORMALIZATION	72,885,000.00	6,989,705.08	36,734,113.70	36,150,886.30	50.40%
<b>Sub-Total</b>	<b>764,422,000.00</b>	<b>216,780,495.58</b>	<b>364,567,896.72</b>	<b>399,854,103.28</b>	<b>47.69%</b>
<b>CAPITAL OUTLAY (CO)</b>					
GASS	7,290,000.00	-	-	7,290,000.00	0.00%
MFO1	2,106,000.00	-	-	2,106,000.00	0.00%
<b>Sub-Total</b>	<b>9,396,000.00</b>	<b>-</b>	<b>-</b>	<b>9,396,000.00</b>	<b>0.00%</b>
<b>SUB-TOTAL - REGULAR FUND</b>	<b>960,946,000.00</b>	<b>228,264,570.97</b>	<b>443,571,400.61</b>	<b>517,374,599.39</b>	<b>46.16%</b>
<b>CONTINUING APPROPRIATION FY 2020 (RA NO. 11465)</b>					
<b>PERSONNEL SERVICES</b>					
MFO 1 (OPERATIONS)	17,914,122.67	1,630,563.84	2,358,525.33	15,555,597.34	13.17%
<b>Sub-Total</b>	<b>17,914,122.67</b>	<b>1,630,563.84</b>	<b>2,358,525.33</b>	<b>15,555,597.34</b>	<b>13.17%</b>
<b>MOOE</b>					
GASS	46,546,880.70	6,776,339.54	16,672,539.96	29,874,340.74	35.82%
MFO 1 (OPERATIONS)	76,196,278.38	7,187,159.30	12,936,336.79	63,259,941.59	16.98%
LOCALLY FUNDED PROJECTS (LFP) - NORMALIZATION IN THE BANGSAMORO	166,986,544.95	162,733,178.30	166,954,658.57	31,886.38	99.98%
LOCALLY FUNDED PROJECTS (LFP) - AMANA PROGRAM	34,100,000.00	-	-	34,100,000.00	0.00%
<b>Sub-Total</b>	<b>323,829,704.03</b>	<b>176,696,677.14</b>	<b>196,563,535.32</b>	<b>127,266,168.71</b>	<b>60.70%</b>
<b>CAPITAL OUTLAY (CO)</b>					
MFO 1 (OPERATIONS)	2,627,324.66	98,000.00	976,030.85	1,651,293.81	37.15%

Sub-Total	2,627,324.66	98,000.00	976,030.85	1,651,293.81	37.15%
SUB-TOTAL - CONTINUING APPROPRIATION	344,371,151.36	178,425,240.98	199,898,091.50	144,473,059.86	58.05%
Continuing Appropriations-Contingent Fund (GAA 2020 RA 11465) - NATIONAL HOUSING AUTHORITY					
MFO 1 (OPERATIONS)	101,500,000.00		101,500,000.00	-	100.00%
Sub-Total	101,500,000.00	-	101,500,000.00	-	100.00%
SPECIAL ACCOUNT-COMMUNITY PEACE DIVIDENDS FUND (CPDF)					
MOOE	23,861,114.00	84,914.70	376,485.70	23,484,628.30	1.58%
Sub-Total	23,861,114.00	84,914.70	376,485.70	23,484,628.30	1.58%
<b>GRAND TOTAL</b>	<b>1,430,678,265.36</b>	<b>406,774,726.65</b>	<b>745,345,977.81</b>	<b>685,332,287.55</b>	<b>52.10%</b>


Prepared By:

  
**LIGAYA M. MORA**  
PPO II, Budget Division

Recommending Approval:

  
**USEC. ARNULFO R. PAJARILLO**  
Undersecretary, Finance and Administrative Services

Noted by:

  
**DIR. MA. CORAZON B. ALMARIO**  
Director III, Finance Department

Approved By:

  
**SEC. CARLITO G. GALVEZ, JR.**  
Presidential Adviser on Peace, Reconciliation and Unity