

**SUMMARY PERFORMANCE MONITORING REPORT (SPMR)**

(APPROPRIATIONS, OBLIGATIONS AND DISBURSEMENTS)

As of the Month Ending July 31, 2020

Department : Other Executive Offices  
 Agency : Office of the Presidential Adviser on the Peace Process  
 Operating Unit : < not applicable >  
 Organization : 26 026 0000000

PARTICULARS	AVAILABLE APPROPRIATIONS	ALLOTMENT RELEASES		OBLIGATIONS		DISBURSEMENTS		
	AMOUNT	AMOUNT	% TO AVAILABLE	AMOUNT	% TO ALLOTMENT	AMOUNT	% TO ALLOTMENT	% TO OBLIGATIONS
<b>A. GRAND TOTAL, OPAPP</b>	<b>2,811,913,408.75</b>	<b>1,661,913,408.75</b>	<b>59%</b>	<b>383,023,907.80</b>	<b>23.05%</b>	<b>325,846,706.88</b>	<b>19.61%</b>	<b>85.07%</b>
<b>Accounts Payable</b>	<b>100,707,187.02</b>	<b>100,707,187.02</b>	<b>100%</b>	<b>100,707,187.02</b>	<b>100.00%</b>	<b>51,395,537.74</b>	<b>51.03%</b>	<b>51.03%</b>
PS	4,155,164.61	4,155,164.61	100%	4,155,164.61	100.00%	3,465,179.84	83.39%	83.39%
MOOE	88,267,445.33	88,267,445.33	100%	88,267,445.33	100.00%	46,118,730.97	52.25%	52.25%
FinEx	-	-	-	-	-	-	-	-
CO	8,284,577.08	8,284,577.08	100%	8,284,577.08	100.00%	1,811,626.93	21.87%	21.87%
<b>Current Year - Regular Fund GAA FY2020 RA 11465</b>	<b>1,833,749,000.00</b>	<b>683,749,000.00</b>	<b>37%</b>	<b>251,788,474.35</b>	<b>36.82%</b>	<b>248,219,822.71</b>	<b>36.30%</b>	<b>98.58%</b>
PS	182,110,000.00	182,110,000.00	100%	82,445,986.81	45.27%	82,001,809.66	45.03%	99.46%
MOOE	1,651,639,000.00	501,639,000.00	30%	169,342,487.54	33.76%	166,218,013.05	33.13%	98.15%
FinEx	-	-	-	-	-	-	-	-
CO	-	-	-	-	-	-	-	-
<b>Continuing Appropriations RA 11464 - Regular Fund (GAA 2019 RA 112)</b>	<b>116,646,360.16</b>	<b>116,646,360.16</b>	<b>100%</b>	<b>25,886,441.77</b>	<b>22.19%</b>	<b>25,886,441.77</b>	<b>22.19%</b>	<b>100.00%</b>
PS	12,689,943.00	12,689,943.00	100%	198,961.62	1.57%	198,961.62	1.57%	100.00%
MOOE	103,456,417.16	103,456,417.16	100%	25,359,794.65	24.51%	25,359,794.65	24.51%	100.00%
FinEx	-	-	-	-	-	-	-	-
CO	500,000.00	500,000.00	100%	327,685.50	65.54%	327,685.50	65.54%	0.00%
<b>Continuing Appropriations RA 11464 - Contingent Fund</b>	<b>735,786,857.57</b>	<b>735,786,857.57</b>	<b>100%</b>	<b>4,296,900.00</b>	<b>0.58%</b>	<b>-</b>	<b>0.00%</b>	<b>0.00%</b>
CONTINGENT FUND FOR MNLF - MOOE RA 11260	20,952,497.83	20,952,497.83	100%	-	-	-	-	-
CONTINGENT FUND FOR CNN/NPA/NDF - MOOE RA 11260	38,633,887.80	38,633,887.80	100%	-	-	-	-	-
CONTINGENT FUND FOR NORMALIZATION PROGRAM - MOOE RA 11260	676,200,471.94	676,200,471.94	100%	4,296,900.00	-	-	-	-
<b>SPECIAL ACCOUNT-COMMUNITY PEACE DIVIDENDS FUND (CPDF)</b>	<b>25,024,004.00</b>	<b>25,024,004.00</b>	<b>100%</b>	<b>344,904.66</b>	<b>1.38%</b>	<b>344,904.66</b>	<b>1.38%</b>	<b>100.00%</b>
MOOE	25,024,004.00	25,024,004.00	100%	344,904.66	1.38%	344,904.66	1.38%	100.00%
<b>B. DETAILS BY AGENCY</b>	<b>2,811,913,408.75</b>	<b>1,661,913,408.75</b>	<b>59%</b>	<b>383,023,907.80</b>	<b>23.05%</b>	<b>325,846,706.88</b>	<b>19.61%</b>	<b>85.07%</b>
<b>Accounts Payable</b>	<b>100,707,187.02</b>	<b>100,707,187.02</b>	<b>100%</b>	<b>100,707,187.02</b>	<b>100.00%</b>	<b>51,395,537.74</b>	<b>51.03%</b>	<b>51.03%</b>
PS	4,155,164.61	4,155,164.61	100%	4,155,164.61	100.00%	3,465,179.84	83.39%	83.39%
MOOE	88,267,445.33	88,267,445.33	100%	88,267,445.33	100.00%	46,118,730.97	52.25%	52.25%
FinEx	-	-	-	-	-	-	-	-
CO	8,284,577.08	8,284,577.08	100%	8,284,577.08	100.00%	1,811,626.93	21.87%	21.87%
<b>Current Year - Regular Fund GAA FY2020 RA 11465</b>	<b>1,833,749,000.00</b>	<b>683,749,000.00</b>	<b>37%</b>	<b>251,788,474.35</b>	<b>36.82%</b>	<b>248,219,822.71</b>	<b>36.30%</b>	<b>98.58%</b>
<b>GASS - Current Year</b>	<b>211,597,000.00</b>	<b>204,097,000.00</b>	<b>96%</b>	<b>109,299,054.61</b>	<b>53.55%</b>	<b>108,268,269.49</b>	<b>53.05%</b>	<b>99.06%</b>
PS	45,465,000.00	45,465,000.00	100%	43,787,573.76	96.31%	43,447,365.47	95.56%	99.22%
MOOE	166,132,000.00	158,632,000.00	95%	65,511,480.85	41.30%	64,820,904.02	40.86%	98.95%
FinEx	-	-	-	-	-	-	-	-
CO	-	-	-	-	-	-	-	-
<b>MFO 1 (OPERATIONS) - Current Year</b>	<b>386,928,000.00</b>	<b>386,928,000.00</b>	<b>100%</b>	<b>86,513,323.71</b>	<b>22.36%</b>	<b>84,963,277.70</b>	<b>21.96%</b>	<b>98.21%</b>
PS	115,737,000.00	115,737,000.00	100%	24,727,701.43	21.37%	24,638,511.62	21.29%	99.64%
MOOE	271,191,000.00	271,191,000.00	100%	61,785,622.28	22.78%	60,324,766.08	22.24%	97.64%
FinEx	-	-	-	-	-	-	-	-
CO	-	-	-	-	-	-	-	-
<b>LOCALLY FUNDED PROGRAM (LFP) Normalization - Current Year</b>	<b>1,230,232,000.00</b>	<b>87,732,000.00</b>	<b>7%</b>	<b>52,714,993.49</b>	<b>60.09%</b>	<b>51,727,172.98</b>	<b>58.96%</b>	<b>98.13%</b>
PS	15,916,000.00	15,916,000.00	100%	10,669,609.08	67.04%	10,654,830.03	66.94%	99.86%
MOOE	1,214,316,000.00	71,816,000.00	6%	42,045,384.41	58.55%	41,072,342.95	57.19%	97.69%
FinEx	-	-	-	-	-	-	-	-
CO	-	-	-	-	-	-	-	-
<b>Miscellaneous Personnel Benefits Fund</b>	<b>4,992,000.00</b>	<b>4,992,000.00</b>	<b>100%</b>	<b>3,261,102.54</b>	<b>65.33%</b>	<b>3,261,102.54</b>	<b>65.33%</b>	<b>100.00%</b>
PS	4,992,000.00	4,992,000.00	100%	3,261,102.54	65.33%	3,261,102.54	65.33%	100.00%

<b>Continuing Appropriations RA 11464 - Regular Fund (GAA 2019 RA 112)</b>	<b>116,646,360.16</b>	<b>116,646,360.16</b>	<b>100%</b>	<b>25,886,441.77</b>	<b>22%</b>	<b>25,886,441.77</b>	<b>22.19%</b>	<b>100.00%</b>
GASS - Prior Year Continuing	24,511,799.65	24,511,799.65	100%	23,903,485.15	97.52%	23,903,485.15	97.52%	100.00%
PS								
MOOE	24,011,799.65	24,011,799.65	100%	23,575,799.65	98.18%	23,575,799.65	98.18%	100.00%
FinEx								
CO	500,000.00	500,000.00	100%	327,685.50	65.54%	327,685.50	65.54%	0.00%
GASS - Accounts Payable	-	-		-		-		
PS								
MOOE								
FinEx								
CO								
MFO 1 (OPERATIONS) - Prior Year Continuing	66,366,330.99	66,366,330.99	100%	1,248,961.62	1.88%	1,248,961.62	1.88%	100.00%
PS	12,689,943.00	12,689,943.00	100%	198,961.62	1.57%	198,961.62	1.57%	100.00%
MOOE	53,676,387.99	53,676,387.99	100%	1,050,000.00	1.96%	1,050,000.00	1.96%	100.00%
FinEx								
CO								
MFO 1 (OPERATIONS) - Accounts Payable	-	-						
PS								
MOOE								
FinEx								
CO								
LOCALLY FUNDED PROGRAM (LFP)- Prior Year Continuing Current Year	25,768,229.52	25,768,229.52	100%	733,995.00	2.85%	733,995.00	2.85%	100.00%
PS								
MOOE	25,768,229.52	25,768,229.52	100%	733,995.00	2.85%	733,995.00	2.85%	100.00%
FinEx								
CO								
<b>Continuing Appropriations RA 11464 - Contingent Fund</b>	<b>735,786,857.57</b>	<b>735,786,857.57</b>	<b>100%</b>	<b>4,296,900.00</b>	<b>0.58%</b>	<b>-</b>	<b>-</b>	<b>-</b>
CONTINGENT FUND FOR MNLF - MOOE RA 11260	20,952,497.83	20,952,497.83	100%	-	0.00%	-	-	-
PS								
MOOE	20,952,497.83	20,952,497.83	100%		0.00%			
FinEx								
CO								
CONTINGENT FUND FOR CNN/NPA/NDF - MOOE RA 11260	38,633,887.80	38,633,887.80	100%	-	0.00%	-	-	-
PS								
MOOE	38,633,887.80	38,633,887.80	100%		0.00%			
FinEx								
CO								
CONTINGENT FUND FOR NORMALIZATION PROGRAM - MOOE RA 11260	676,200,471.94	676,200,471.94	100%	4,296,900.00	0.64%	-	-	-
PS								
MOOE	676,200,471.94	676,200,471.94	100%	4,296,900.00	0.64%			
FinEx								
CO								
<b>SPECIAL ACCOUNT-COMMUNITY PEACE DIVIDENDS FUND (CPDF)</b>	<b>25,024,004.00</b>	<b>25,024,004.00</b>	<b>100%</b>	<b>344,904.66</b>	<b>1.38%</b>	<b>344,904.66</b>	<b>1.38%</b>	<b>100.00%</b>
MOOE	25,024,004.00	25,024,004.00	100%	344,904.66	1.38%	344,904.66	1.38%	100.00%

Certified Correct:


Certified Correct:


Noted By:


Recommending Approval:


Approved:

  
**CARISSA L. CRUZ, CPA**  
 Accountant III / Acting Budget Division Head

  
**SUSIMA A. CRETENACIO**  
 PPO III / Accounting Division

  
**DIR. MA. CORAZON B. ALMARIO**  
 Director III / Finance Department

  
**USEC. ARNULFO R. PAJARILLO**  
 Undersecretary / Finance and Administrative Services

  
**SEC. CARLITO G. GALVEZ JR.**  
 Presidential Adviser on Peace, Reconciliation and Unity (PAPRU)