

**SUMMARY PERFORMANCE MONITORING REPORT (SPMR)**

(APPROPRIATIONS, OBLIGATIONS AND DISBURSEMENTS)


As of the Month Ending August 31, 2020

Department : Other Executive Offices  
 Agency : Office of the Presidential Adviser on the Peace Process  
 Operating Unit : < not applicable >  
 Organization : 26 026 0000000


PARTICULARS	AVAILABLE APPROPRIATIONS		ALLOTMENT RELEASES		OBLIGATIONS		DISBURSEMENTS		
	AMOUNT	AMOUNT	% TO AVAILABLE	AMOUNT	% TO ALLOTMENT	AMOUNT	% TO ALLOTMENT	% TO OBLIGATIONS	
<b>A. GRAND TOTAL, OPAPP</b>	<b>2,811,913,408.75</b>	<b>2,074,253,408.75</b>	<b>74%</b>	<b>422,947,814.02</b>	<b>20.39%</b>	<b>366,110,312.49</b>	<b>17.65%</b>	<b>86.56%</b>	
<b>Accounts Payable</b>	<b>100,707,187.02</b>	<b>100,707,187.02</b>	<b>100%</b>	<b>100,707,187.02</b>	<b>100.00%</b>	<b>54,328,564.26</b>	<b>53.95%</b>	<b>53.95%</b>	
PS	4,155,164.61	4,155,164.61	100%	4,155,164.61	100.00%	3,603,634.56	86.73%	86.73%	
MOOE	88,267,445.33	88,267,445.33	100%	88,267,445.33	100.00%	48,135,502.77	54.53%	54.53%	
FinEx	-	-	-	-	-	-	-	-	
CO	8,284,577.08	8,284,577.08	100%	8,284,577.08	100.00%	2,589,426.93	31.26%	31.26%	
<b>Current Year - Regular Fund GAA FY2020 RA 11465</b>	<b>1,833,749,000.00</b>	<b>1,096,089,000.00</b>	<b>60%</b>	<b>291,147,256.52</b>	<b>26.56%</b>	<b>285,277,714.64</b>	<b>26.03%</b>	<b>97.98%</b>	
PS	182,110,000.00	182,110,000.00	100%	93,728,750.26	51.47%	91,891,371.03	50.46%	98.04%	
MOOE	1,651,639,000.00	913,979,000.00	55%	197,418,506.26	21.60%	193,386,343.61	21.16%	97.96%	
FinEx	-	-	-	-	-	-	-	-	
CO	-	-	-	-	-	-	-	-	
<b>Continuing Appropriations RA 11464 - Regular Fund (GAA 2019 RA 112)</b>	<b>116,646,360.16</b>	<b>116,646,360.16</b>	<b>100%</b>	<b>26,170,280.77</b>	<b>22.44%</b>	<b>25,886,441.77</b>	<b>22.19%</b>	<b>98.92%</b>	
PS	12,689,943.00	12,689,943.00	100%	198,961.62	1.57%	198,961.62	1.57%	100.00%	
MOOE	103,456,417.16	103,456,417.16	100%	25,643,633.65	24.79%	25,359,794.65	24.51%	98.89%	
FinEx	-	-	-	-	-	-	-	-	
CO	500,000.00	500,000.00	100%	327,685.50	65.54%	327,685.50	65.54%	0.00%	
<b>Continuing Appropriations RA 11464 - Contingent Fund</b>	<b>735,786,857.57</b>	<b>735,786,857.57</b>	<b>100%</b>	<b>4,296,900.00</b>	<b>0.58%</b>	<b>-</b>	<b>0.00%</b>	<b>0.00%</b>	
CONTINGENT FUND FOR MNLF - MOOE RA 11260	20,952,497.83	20,952,497.83	100%	-	-	-	-	-	
CONTINGENT FUND FOR CNN/NPA/NDP - MOOE RA 11260	38,633,887.80	38,633,887.80	100%	-	-	-	-	-	
CONTINGENT FUND FOR NORMALIZATION PROGRAM - MOOE RA 11260	676,200,471.94	676,200,471.94	100%	4,296,900.00	-	-	-	-	
<b>SPECIAL ACCOUNT-COMMUNITY PEACE DIVIDENDS FUND (CPDF)</b>	<b>25,024,004.00</b>	<b>25,024,004.00</b>	<b>100%</b>	<b>626,189.71</b>	<b>2.50%</b>	<b>617,591.82</b>	<b>2.47%</b>	<b>98.63%</b>	
MOOE	25,024,004.00	25,024,004.00	100%	626,189.71	2.50%	617,591.82	2.47%	98.63%	
<b>B. DETAILS BY AGENCY</b>	<b>2,811,913,408.75</b>	<b>2,074,253,408.75</b>	<b>74%</b>	<b>422,947,814.02</b>	<b>20.39%</b>	<b>366,110,312.49</b>	<b>17.65%</b>	<b>86.56%</b>	
<b>Accounts Payable</b>	<b>100,707,187.02</b>	<b>100,707,187.02</b>	<b>100%</b>	<b>100,707,187.02</b>	<b>100.00%</b>	<b>54,328,564.26</b>	<b>53.95%</b>	<b>53.95%</b>	
PS	4,155,164.61	4,155,164.61	100%	4,155,164.61	100.00%	3,603,634.56	86.73%	86.73%	
MOOE	88,267,445.33	88,267,445.33	100%	88,267,445.33	100.00%	48,135,502.77	54.53%	54.53%	
FinEx	-	-	-	-	-	-	-	-	
CO	8,284,577.08	8,284,577.08	100%	8,284,577.08	100.00%	2,589,426.93	31.26%	31.26%	
<b>Current Year - Regular Fund GAA FY2020 RA 11465</b>	<b>1,833,749,000.00</b>	<b>1,096,089,000.00</b>	<b>60%</b>	<b>291,147,256.52</b>	<b>26.56%</b>	<b>285,277,714.64</b>	<b>26.03%</b>	<b>97.98%</b>	
GASS - Current Year	<b>211,597,000.00</b>	<b>204,097,000.00</b>	<b>96%</b>	<b>117,449,768.07</b>	<b>57.55%</b>	<b>116,243,462.49</b>	<b>56.96%</b>	<b>98.97%</b>	
PS	45,465,000.00	45,465,000.00	100%	45,465,000.00	100.00%	45,124,791.71	99.25%	99.25%	
MOOE	166,132,000.00	158,632,000.00	95%	71,984,768.07	45.38%	71,118,670.78	44.83%	98.80%	
FinEx	-	-	-	-	-	-	-	-	
CO	-	-	-	-	-	-	-	-	
MFO 1 (OPERATIONS) - Current Year	<b>386,928,000.00</b>	<b>386,928,000.00</b>	<b>100%</b>	<b>103,507,830.05</b>	<b>26.75%</b>	<b>100,796,339.82</b>	<b>26.05%</b>	<b>97.38%</b>	
PS	115,737,000.00	115,737,000.00	100%	30,977,917.57	26.77%	29,878,913.92	25.82%	96.45%	
MOOE	271,191,000.00	271,191,000.00	100%	72,529,912.48	26.74%	70,917,425.90	26.15%	97.78%	
FinEx	-	-	-	-	-	-	-	-	
CO	-	-	-	-	-	-	-	-	
LOCALLY FUNDED PROGRAM (LFP) Normalization - Current Year	<b>1,230,232,000.00</b>	<b>500,072,000.00</b>	<b>41%</b>	<b>65,198,962.44</b>	<b>13.04%</b>	<b>63,247,216.37</b>	<b>12.65%</b>	<b>97.01%</b>	
PS	15,916,000.00	15,916,000.00	100%	12,295,136.73	77.25%	11,896,969.44	74.75%	96.76%	
MOOE	1,214,316,000.00	484,156,000.00	40%	52,903,825.71	10.93%	51,350,246.93	10.61%	97.06%	
FinEx	-	-	-	-	-	-	-	-	
CO	-	-	-	-	-	-	-	-	
Miscellaneous Personnel Benefits Fund	<b>4,992,000.00</b>	<b>4,992,000.00</b>	<b>100%</b>	<b>4,990,695.96</b>	<b>99.97%</b>	<b>4,990,695.96</b>	<b>99.97%</b>	<b>100.00%</b>	
PS	4,992,000.00	4,992,000.00	100%	4,990,695.96	99.97%	4,990,695.96	99.97%	100.00%	

<b>Continuing Appropriations RA 11464 - Regular Fund (GAA 2019 RA 112)</b>	<b>116,646,360.16</b>	<b>116,646,360.16</b>	<b>100%</b>	<b>26,170,280.77</b>	<b>22%</b>	<b>25,886,441.77</b>	<b>22.19%</b>	<b>98.92%</b>
GASS - Prior Year Continuing	24,511,799.65	24,511,799.65	100%	24,187,324.15	98.68%	23,903,485.15	97.52%	98.83%
PS								
MOOE	24,011,799.65	24,011,799.65	100%	23,859,638.65	99.37%	23,575,799.65	98.18%	98.81%
FinEx								
CO	500,000.00	500,000.00	100%	327,685.50	65.54%	327,685.50	65.54%	0.00%
GASS - Accounts Payable								
PS								
MOOE								
FinEx								
CO								
MFO 1 (OPERATIONS) - Prior Year Continuing	66,366,330.99	66,366,330.99	100%	1,248,961.62	1.88%	1,248,961.62	1.88%	100.00%
PS	12,689,943.00	12,689,943.00	100%	198,961.62	1.57%	198,961.62	1.57%	100.00%
MOOE	53,676,387.99	53,676,387.99	100%	1,050,000.00	1.96%	1,050,000.00	1.96%	100.00%
FinEx								
CO								
MFO 1 (OPERATIONS) - Accounts Payable								
PS								
MOOE								
FinEx								
CO								
LOCALLY FUNDED PROGRAM (LFP)- Prior Year Continuing Current Year	25,768,229.52	25,768,229.52	100%	733,995.00	2.85%	733,995.00	2.85%	100.00%
PS								
MOOE	25,768,229.52	25,768,229.52	100%	733,995.00	2.85%	733,995.00	2.85%	100.00%
FinEx								
CO								
<b>Continuing Appropriations RA 11464 - Contingent Fund</b>	<b>735,786,857.57</b>	<b>735,786,857.57</b>	<b>100%</b>	<b>4,296,900.00</b>	<b>0.58%</b>	<b>-</b>		
CONTINGENT FUND FOR MNLF - MOOE RA 11260	20,952,497.83	20,952,497.83	100%	-	0.00%	-		
PS								
MOOE	20,952,497.83	20,952,497.83	100%		0.00%			
FinEx								
CO								
CONTINGENT FUND FOR CNN/NPA/NDF - MOOE RA 11260	38,633,887.80	38,633,887.80	100%	-	0.00%	-		
PS								
MOOE	38,633,887.80	38,633,887.80	100%		0.00%			
FinEx								
CO								
CONTINGENT FUND FOR NORMALIZATION PROGRAM - MOOE RA 11260	676,200,471.94	676,200,471.94	100%	4,296,900.00	0.64%	-		
PS								
MOOE	676,200,471.94	676,200,471.94	100%	4,296,900.00	0.64%			
FinEx								
CO								
<b>SPECIAL ACCOUNT-COMMUNITY PEACE DIVIDENDS FUND (CPDF)</b>	<b>25,024,004.00</b>	<b>25,024,004.00</b>	<b>100%</b>	<b>626,189.71</b>	<b>2.50%</b>	<b>617,591.82</b>	<b>2.47%</b>	<b>98.63%</b>
MOOE	25,024,004.00	25,024,004.00	100%	626,189.71	2.50%	617,591.82	2.47%	98.63%

Certified Correct:

  
**CARISSA L. CRUZ, CPA**  
 Accountant III/ Acting Budget Division Head


Certified Correct:

  
**SUSIMA A. CRETENCIO**  
 PPO III / Accounting Division

Noted By:

  
**DIR. MA. CORAZON B. ALMARIO**  
 Director III/Finance Department

Recommending Approval:

  
**USEC. ARNULFO R. PAJARILLO**  
 Undersecretary/ Finance and Administrative Services

Approved:

  
**SEC. CARLITO G. GALVEZ JR.**  
 Presidential Adviser on Peace, Reconciliation and Unity (PAPRU)