

STATEMENT OF APPROPRIATIONS, ALLOTMENTS, OBLIGATIONS, DISBURSEMENTS AND BALANCES BY OBJECT OF EXPENDITURES
as of the Quarter Ending December 31, 2020






Department : Other Executive Office (OEO)
Agency : Office of the Presidential Adviser on the Peace Process (OPAPP)
Operating Unit : < not applicable >
Organization Code (UACS) : 26 026 0000000
Funding Source Code (as Clustered) : 101

CURRENT YEAR APPROPRIATIONS - FY 2020 GAA RA 11465
AUTOMATIC APPROPRIATIONS - FOREIGN
ASSISTED/FOREIGN GRANTS FUND
CONTINUING APPROPRIATIONS- FY 2019 GAA RA 11260

PARTICULARS	UACS CODE	APPROPRIATIONS			ALLOTMENTS			CURRENT YEAR OBLIGATIONS					CURRENT YEAR DISBURSEMENTS					BALANCES					
		AUTHORIZED APPROPRIATION	ADJUSTMENTS (TRANSFER TO/FROM REALIGNMENT)	ADJUSTED APPROPRIATIONS	ALLOTMENTS RECEIVED	ADJUSTMENTS (REDUCTIONS, MODIFICATIONS/AUGMENTATIONS)	TRANSFER TO	TRANSFER FROM	ADJUSTED TOTAL ALLOTMENTS	1ST QTR ENDING MARCH 31	2ND QTR ENDING JUNE 30	3RD QTR ENDING SEPT 30	4TH QTR ENDING DEC 31	TOTAL	1ST QTR ENDING MARCH 31	2ND QTR ENDING JUNE 30	3RD QTR ENDING SEPT 30	4TH QTR ENDING DEC 31	TOTAL	UNRELEASED APPROPRIATIONS	UNOBLIGATED ALLOTMENT	UNPAID OBLIGATIONS (15-20) = (23+24)	
1	2	3	4	5 = 3+4	6	7	8	9	10 = [(8+)-]-7]-8+9]	11	12	13	14	15 = (11+12+13+14)	16	17	18	19	20 = (16+17+18+19)	21 = (5-10)	22 = (10-15)	23	24
SUMMARY																							
CONTINUING APPROPRIATION		852,433,217.73	(0.00)	852,433,217.73	852,433,217.73	(0.00)	-	-	852,433,217.73	3,804,402.44	25,328,939.33	7,405,173.26	9,838,513.53	36,376,934.56	3,804,402.44	21,032,039.33	11,702,073.26	281,868,162.81	318,406,677.94	-	26,474,087.83	507,552,452.16	-
PERSONNEL SERVICES		12,689,943.00	-	12,689,943.00	12,689,943.00	-	-	-	12,689,943.00	198,961.62	-	1,049,773.26	2,441,630.68	3,690,365.56	198,961.62	-	1,049,773.26	2,441,630.68	3,690,365.56	-	8,999,577.44	-	-
Salaries and Wages	5010100000	12,689,943.00	-	12,689,943.00	12,689,943.00	-	-	-	12,689,943.00	198,961.62	-	1,049,773.26	2,441,630.68	3,690,365.56	198,961.62	-	1,049,773.26	2,441,630.68	3,690,365.56	-	8,999,577.44	-	-
Salaries and Wages - Casual/Contractual	5010102000	12,689,943.00	-	12,689,943.00	12,689,943.00	-	-	-	12,689,943.00	198,961.62	-	1,049,773.26	2,441,630.68	3,690,365.56	198,961.62	-	1,049,773.26	2,441,630.68	3,690,365.56	-	8,999,577.44	-	-
MAINTENANCE & OTHER OPERATING EXPENSES		103,456,417.16	(0.00)	103,456,417.16	103,456,417.16	(0.00)	-	-	103,456,417.16	3,605,440.82	20,704,353.83	1,050,000.00	64,023,402.20	89,383,188.85	3,605,440.82	20,704,353.83	1,050,000.00	46,828,898.60	72,188,681.25	-	14,073,220.31	17,184,505.60	-
Travelling Expenses - Local	50201010 00	12,254,500.00	-	12,254,500.00	12,254,500.00	-	-	-	12,254,500.00	709,500.00	11,545,000.00	-	(3,852,513.53)	8,401,986.47	709,500.00	11,545,000.00	-	(4,205,399.98)	8,049,100.02	-	3,852,513.53	352,886.45	-
Travelling Expenses - Foreign	50201020 00	500,000.00	-	500,000.00	500,000.00	-	-	-	500,000.00	-	-	-	-	-	-	-	-	-	-	-	500,000.00	-	-
Training Expenses	50202010 02	38,937.93	1,290,441.98	1,329,379.91	38,937.93	1,290,441.98	-	-	1,329,379.91	-	-	-	1,329,379.91	1,329,379.91	-	-	-	747,805.00	-	-	-	581,574.91	-
Office Supplies	50203010 02	1,671,333.33	439,187.42	2,110,520.75	1,671,333.33	439,187.42	-	-	2,110,520.75	-	1,671,333.33	-	439,187.42	2,110,520.75	-	1,671,333.33	-	309,717.89	1,981,051.22	-	-	129,469.53	-
Drugs and Medicines Expenses	50203070 00	515,000.00	36,194.20	551,194.20	515,000.00	36,194.20	-	-	551,194.20	-	515,000.00	-	36,194.20	551,194.20	-	515,000.00	-	36,194.20	551,194.20	-	-	-	-
Medical, dental and Laboratory Supplies Expenses	50203080 00	859,495.00	-	859,495.00	859,495.00	-	-	-	859,495.00	-	859,495.00	-	(367,713.00)	491,782.00	-	859,495.00	-	(393,470.00)	466,025.00	-	367,713.00	25,757.00	-
Fuel, Oil and Lubricants	50203090 00	164,495.00	168,163.71	332,658.71	164,495.00	168,163.71	-	-	332,658.71	-	164,495.00	-	168,163.71	332,658.71	-	164,495.00	-	89,635.73	254,130.73	-	-	78,527.98	-
Chemical and Filtering Supplies Expenses	50203130 00	48,000.00	-	48,000.00	48,000.00	-	-	-	48,000.00	-	-	-	-	-	-	-	-	-	-	-	48,000.00	-	-
Semi-Expendable Machinery and Office Equipment Expenses- ITC	50203210 03	50,000.00	-	50,000.00	50,000.00	-	-	-	50,000.00	-	50,000.00	-	-	50,000.00	-	50,000.00	-	-	50,000.00	-	-	-	-
Semi-Expendable Machinery and Office Equipment Expenses- Communications Equipment	50203210 07	50,000.00	-	50,000.00	50,000.00	-	-	-	50,000.00	-	50,000.00	-	-	50,000.00	-	50,000.00	-	-	50,000.00	-	-	-	-
Semi-Expendable Machinery and Office Equipment	50203210 99	871,553.75	-	871,553.75	871,553.75	-	-	-	871,553.75	-	748,584.09	-	90,742.17	839,326.26	-	748,584.09	-	41,785.17	790,369.26	-	32,227.49	48,957.00	-
Semi-Expendable Furniture and Fixtures	50203220 01	-	-	-	-	-	-	-	-	-	-	-	-	-	-	-	-	-	-	-	-	-	-
Other Supplies and Materials	50203990 00	37,000.00	-	37,000.00	37,000.00	-	-	-	37,000.00	-	-	-	-	-	-	-	-	-	-	-	37,000.00	-	-
Water Expenses	50204010 00	22,466.11	71,762.61	94,228.72	22,466.11	71,762.61	-	-	94,228.72	-	-	-	94,228.72	94,228.72	-	-	-	85,239.97	85,239.97	-	0.00	8,988.75	-
Electricity Expenses	50204020 00	-	836,816.63	836,816.63	-	836,816.63	-	-	836,816.63	-	-	-	836,816.63	836,816.63	-	-	-	573,829.39	573,829.39	-	-	262,987.24	-
Other Utility Expenses	50204990 00	54,551.50	-	54,551.50	54,551.50	-	-	-	54,551.50	-	-	-	-	-	-	-	-	-	-	-	54,551.50	-	-
Postage and Courier Services	50205010 00	58,969.60	-	58,969.60	58,969.60	-	-	-	58,969.60	-	-	-	22,743.05	22,743.05	-	-	-	19,915.35	19,915.35	-	36,226.55	2,827.70	-
Mobile Expenses	50205020 01	107,000.00	438,206.94	545,206.94	107,000.00	438,206.94	-	-	545,206.94	-	107,000.00	-	438,206.94	545,206.94	-	107,000.00	-	21,204.93	128,204.93	-	-	417,002.01	-
Landline Expenses	50205020 02	-	59,128.68	59,128.68	-	59,128.68	-	-	59,128.68	-	-	-	59,128.68	59,128.68	-	-	-	39,176.36	39,176.36	-	-	19,952.32	-
Internet Subscription Expenses	50205030 00	24,257.43	38,608.81	62,866.24	24,257.43	38,608.81	-	-	62,866.24	-	-	-	62,866.24	62,866.24	-	-	-	46,070.52	46,070.52	-	(0.00)	16,795.72	-
Cable, Satellite Telegraph and Radio Expenses	50205040 00	41,324.20	-	41,324.20	41,324.20	-	-	-	41,324.20	-	-	-	3,150.00	3,150.00	-	-	-	3,150.00	3,150.00	-	-	38,174.20	-
Awards / Rewards	50206010 01	60,000.00	-	60,000.00	60,000.00	-	-	-	60,000.00	-	-	-	-	-	-	-	-	-	-	-	-	60,000.00	-
Prizes Expenses	50206020 00	60,000.00	-	60,000.00	60,000.00	-	-	-	60,000.00	-	-	-	-	-	-	-	-	-	-	-	-	60,000.00	-
Survey Expenses	50207010 00	100,000.00	-	100,000.00	100,000.00	-	-	-	100,000.00	-	-	-	-	-	-	-	-	-	-	-	-	100,000.00	-
Extraordinary and Misc Expenses	50210030 00	90,800.00	-	90,800.00	90,800.00	-	-	-	90,800.00	-	-	-	35,900.00	35,900.00	-	-	-	35,900.00	35,900.00	-	-	54,900.00	-
Legal Services	50211010 00	40,000.00	-	40,000.00	40,000.00	-	-	-	40,000.00	-	-	-	-	-	-	-	-	-	-	-	-	40,000.00	-
Consultancy Services	50211030 00	49,897.24	1,004,492.76	1,054,390.00	49,897.24	1,004,492.76	-	-	1,054,390.00	-	-	-	1,054,390.00	1,054,390.00	-	-	-	1,054,390.00	1,054,390.00	-	-	-	-
Other Professional Services	50211990 00	369,618.31	16,092,900.91	16,462,519.22	369,618.31	16,092,900.91	-	-	16,462,519.22	-	369,618.31	-	16,092,900.91	16,462,519.22	-	369,618.31	-	11,862,129.64	12,231,747.95	-	-	4,230,771.27	-
Security services	50212030 00	114,221.13	1,820,523.60	1,934,744.73	114,221.13	1,820,523.60	-	-	1,934,744.73	-	-	-	1,934,744.73	1,934,744.73	-	-	-	1,780,904.34	1,780,904.34	-	-	153,840.39	-

PARTICULARS	UACS CODE	APPROPRIATIONS			ALLOTMENTS					CURRENT YEAR OBLIGATIONS					CURRENT YEAR DISBURSEMENTS				BALANCES																			
		AUTHORIZED APPROPRIATION	ADJUSTMENTS (TRANSFER TO/FROM REALIGNMENT)	ADJUSTED APPROPRIATIONS	ALLOTMENTS RECEIVED	ADJUSTMENTS (REDUCTIONS, MODIFICATIONS/AUGMENTATIONS)	TRANSFER TO	TRANSFER FROM	ADJUSTED TOTAL ALLOTMENTS	1ST QTR ENDING MARCH 31	2ND QTR ENDING JUNE 30	3RD QTR ENDING SEPT 30	4TH QTR ENDING DEC 31	TOTAL	1ST QTR ENDING MARCH 31	2ND QTR ENDING JUNE 30	3RD QTR ENDING SEPT 30	4TH QTR ENDING DEC 31	TOTAL	UNRELEASED APPROPRIATIONS	UNOBLIGATED ALLOTMENT	UNPAID OBLIGATIONS (15-20) = (23+24)																
																						DUE AND DEMANDABLE	NOT YET DUE AND DEMANDABLE															
Repair and Maintenance - Building and Other Structures (Leased Assets)	50213080 01	1,400,000.00	(1,400,000.00)	-	1,400,000.00	(1,400,000.00)	-	-	-	-	-	-	-	-	-	-	-	-	-	-	-	-	-	-	-	-	-	-	-	-	-	-	-	-	-	-		
Repair and Maintenance - Leased Transportation	50213080 03	10,000,000.00	(10,000,000.00)	-	10,000,000.00	(10,000,000.00)	-	-	-	-	-	-	-	-	-	-	-	-	-	-	-	-	-	-	-	-	-	-	-	-	-	-	-	-	-	-		
Financial Assistance to NGAs	50214020 00	108,114,379.10	417,682,544.51	523,796,923.61	106,114,379.10	417,682,544.51	-	-	-	-	-	523,796,923.61	523,796,923.61	-	-	-	-	179,688,752.61	179,688,752.61	-	-	-	-	-	-	-	-	-	-	-	-	-	-	-	-	344,108,171.00	-	
Financial Assistance to Local Government Units	50214030 00	-	145,710,723.31	145,710,723.31	-	145,710,723.31	-	-	-	-	-	145,710,723.31	145,710,723.31	-	-	-	-	-	-	-	-	-	-	-	-	-	-	-	-	-	-	-	-	-	-	145,710,723.31	-	
Printing Expenses	50299020 00	9,974,000.00	(9,919,500.00)	54,500.00	9,974,000.00	(9,919,500.00)	-	-	-	-	-	54,500.00	54,500.00	-	-	-	-	54,500.00	54,500.00	-	-	-	-	-	-	-	-	-	-	-	-	-	-	-	-	-	-	
Representation Expenses	50299030 00	-	408,798.05	408,798.05	-	408,798.05	-	-	-	-	-	408,798.05	408,798.05	-	-	-	-	408,798.05	408,798.05	-	-	-	-	-	-	-	-	-	-	-	-	-	-	-	-	-	-	
Transportation and Delivery Expenses	50299040 00	52,200,000.00	(52,200,000.00)	-	52,200,000.00	(52,200,000.00)	-	-	-	-	-	-	-	-	-	-	-	-	-	-	-	-	-	-	-	-	-	-	-	-	-	-	-	-	-	-	-	
Rent - Building and Structures	50299050 01	39,995,000.00	(39,991,000.00)	4,000.00	39,995,000.00	(39,991,000.00)	-	-	-	-	-	4,000.00	4,000.00	-	-	-	-	4,000.00	4,000.00	-	-	-	-	-	-	-	-	-	-	-	-	-	-	-	-	-	-	
Rent Expenses - Motor Vehicles	50299050 03	138,010,000.00	(137,804,500.00)	205,500.00	138,010,000.00	(137,804,500.00)	-	-	-	-	-	205,500.00	205,500.00	-	-	-	-	205,500.00	205,500.00	-	-	-	-	-	-	-	-	-	-	-	-	-	-	-	-	-	-	
Other Maintenance and Operating Expenses	50299990 00	21,221,938.80	(21,218,438.80)	3,500.00	21,221,938.80	(21,218,438.80)	-	-	-	-	-	3,500.00	3,500.00	-	-	-	-	3,500.00	3,500.00	-	-	-	-	-	-	-	-	-	-	-	-	-	-	-	-	-	-	
CONTINGENT FUND FOR MINLF/ CHNINPANDF - MOOE RA 11269		59,588,385.83	-	59,588,385.83	59,588,385.83	-	-	59,588,385.83	-	-	5,300,000.00	51,137,947.06	56,437,947.06	-	-	-	-	5,300,000.00	50,920,287.06	56,220,287.06	-	-	-	-	-	-	-	-	-	-	-	-	-	-	-	-	3,148,398.57	217,700.00
Travelling Expenses - Local	50201010 00	11,681,769.29	(11,554,138.29)	127,631.00	11,681,769.29	(11,554,138.29)	-	-	-	-	-	127,631.00	127,631.00	-	-	-	-	127,631.00	127,631.00	-	-	-	-	-	-	-	-	-	-	-	-	-	-	-	-	-	-	-
Travelling Expenses - Foreign	50201020 00	4,357,500.00	(4,357,500.00)	-	4,357,500.00	(4,357,500.00)	-	-	-	-	-	-	-	-	-	-	-	-	-	-	-	-	-	-	-	-	-	-	-	-	-	-	-	-	-	-	-	-
Training Expenses	50202010 00	8,859,467.24	(8,859,467.24)	-	8,859,467.24	(8,859,467.24)	-	-	-	-	-	-	-	-	-	-	-	-	-	-	-	-	-	-	-	-	-	-	-	-	-	-	-	-	-	-	-	-
Office Supplies	50203010 02	428,544.39	-	428,544.39	428,544.39	-	-	-	-	-	-	22,400.00	22,400.00	-	-	-	-	22,400.00	22,400.00	-	-	-	-	-	-	-	-	-	-	-	-	-	-	-	-	-	406,144.39	-
Medical, dental and Laboratory Supplies Expenses	50203080 00	-	123,000.00	123,000.00	-	123,000.00	-	-	-	-	-	123,000.00	123,000.00	-	-	-	-	123,000.00	123,000.00	-	-	-	-	-	-	-	-	-	-	-	-	-	-	-	-	-	-	-
Fuel, Oil and Lubricants	50203090 00	2,077,295.00	-	2,077,295.00	2,077,295.00	-	-	-	-	-	-	-	-	-	-	-	-	-	-	-	-	-	-	-	-	-	-	-	-	-	-	-	-	-	-	-	2,077,295.00	-
Mobile Expenses	50205020 01	-	300.00	300.00	-	300.00	-	-	-	-	-	300.00	300.00	-	-	-	-	300.00	300.00	-	-	-	-	-	-	-	-	-	-	-	-	-	-	-	-	-	-	-
Other Professional Services	50211990 00	3,503,987.00	(2,738,483.76)	765,503.24	3,503,987.00	(2,738,483.76)	-	-	-	-	-	221,264.06	221,264.06	-	-	-	-	221,264.06	221,264.06	-	-	-	-	-	-	-	-	-	-	-	-	-	-	-	-	544,239.18	-	
Financial Assistance to NGAs	50214020 00	5,300,000.00	49,800,000.00	55,100,000.00	5,300,000.00	49,800,000.00	-	-	-	-	5,300,000.00	49,800,000.00	55,100,000.00	-	-	-	-	5,300,000.00	49,800,000.00	55,100,000.00	-	-	-	-	-	-	-	-	-	-	-	-	-	-	-	-	-	-
Financial Assistance to LGUs	50214030 00	-	-	-	-	-	-	-	-	-	-	-	-	-	-	-	-	-	-	-	-	-	-	-	-	-	-	-	-	-	-	-	-	-	-	-	-	-
Printing Expenses	50299020 00	2,189,200.00	(1,971,500.00)	217,700.00	2,189,200.00	(1,971,500.00)	-	-	-	-	-	217,700.00	217,700.00	-	-	-	-	-	-	-	-	-	-	-	-	-	-	-	-	-	-	-	-	-	-	-	217,700.00	-
Representation Expenses	50299030 00	21,029,882.71	(20,442,210.71)	587,672.00	21,029,882.71	(20,442,210.71)	-	-	-	-	-	587,672.00	587,672.00	-	-	-	-	587,672.00	587,672.00	-	-	-	-	-	-	-	-	-	-	-	-	-	-	-	-	-	-	
Rent Expenses - Motor Vehicles	50299050 03	158,720.00	-	158,720.00	158,720.00	-	-	-	-	-	-	38,000.00	38,000.00	-	-	-	-	38,000.00	38,000.00	-	-	-	-	-	-	-	-	-	-	-	-	-	-	-	-	-	120,720.00	-
GRAND TOTAL		852,433,217.73	(0.00)	852,433,217.73	852,433,217.73	(0.00)	-	-	852,433,217.73	3,804,402.44	25,328,939.33	7,405,173.26	789,420,615.07	825,959,130.10	3,804,402.44	21,032,039.33	11,702,073.26	281,868,162.91	318,406,677.94	-	-	-	-	-	-	-	-	-	-	-	-	-	-	-	-	26,474,087.63	507,552,452.16	-

CERTIFIED CORRECT: CERTIFIED CORRECT: NOTED BY: RECOMMENDING APPROVAL APPROVED BY:

LIGAYA M. MORA LEILANNE T. DIOTANGCOR, CPA DIR. MA. CORAZON B. ALMARINO USEC. ARMULFO R. PAJARILLO SEC. CARLITO G. GALVEZ JR.
 ACTING HEAD, BUDGET DIVISION HEAD, ACCOUNTING DIVISION DIRECTOR II, FINANCE DEPARTMENT DPAPRU, FINANCE AND ADMINISTRATIVE SERVICES PRESIDENTIAL ADVISER FOR PEACE, RECONCILIATION AND UNITY (PAPRU)