



STATEMENT OF APPROPRIATIONS, ALLOTMENTS, OBLIGATIONS, DISBURSEMENTS AND BALANCES  
as of the quarter ending September 30, 2020

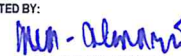
CURRENT YEAR APPROPRIATIONS - FY 2020 GAA RA 11446
SUPPLEMENTAL APPROPRIATIONS
CONTINUING APPROPRIATIONS


Department : Other Executive Office (OEO)  
 Agency : Office of the Presidential Adviser on the Peace Process (OPAPP)  
 Operating Unit :  
 Organization Code (JACS) : 28 028 0000000  
 Funding Source Code (if Clustered) : 101

PARTICULARS	UACS CODE	APPROPRIATIONS			ALLOTMENTS					CURRENT YEAR OBLIGATIONS					CURRENT YEAR DISBURSEMENTS					BALANCES			
		AUTHORIZED APPROPRIATION	ADJUSTMENTS (TRANSFER TO/FROM, MODIFICATIONS / AUGMENTATIONS)	ADJUSTED APPROPRIATIONS	ALLOTMENTS RECEIVED	ADJUSTMENTS (REDUCTIONS, MODIFICATIONS/ AUGMENTATIONS)	TRANS FER TO	TRANS FER FROM	ADJUSTED TOTAL ALLOTMENTS	1ST QTR ENDING MARCH 31	2ND QTR ENDING JUNE 30	3RD QTR ENDING SEPT 30	4TH QTR ENDING DEC 31	TOTAL	1ST QTR ENDING MARCH 31	2ND QTR ENDING JUNE 30	3RD QTR ENDING SEPT 30	4TH QTR ENDING DEC 31	TOTAL	UNRELEASED APPROPRIATIONS	UNOBLIGATED ALLOTMENT	UNPAID OBLIGATIONS (15-20) = (23+24)	
1	2	3	4	5 = 3+4	6	7	8	9	10 = [(8+(-)) - 9+9]	11	12	13	14	15 = (11+12+13+14)	16	17	18	19	20 = (16+17+18+19)	21 = (5-10)	22 = (10-15)	23	24
<b>I. AGENCY SPECIFIC BUDGET</b>		1,828,757,000.00	-	1,828,757,000.00	1,654,247,000.00	-	-	-	1,654,247,000.00	99,593,841.14	119,669,543.49	375,721,396.89	-	599,975,467.48	97,486,080.00	119,686,277.05	338,777,972.17	-	555,950,329.22	174,510,000.00	1,059,263,532.52	44,025,138.26	-
General Administration and		211,597,000.00	-	211,597,000.00	204,097,000.00	-	-	-	204,097,000.00	92,330,317.58	48,129,934.74	28,163,555.89	-	128,623,808.20	91,976,395.76	47,879,575.76	27,313,980.20	-	127,269,951.72	7,500,000.00	1,059,263,532.52	44,025,138.26	-
PAP																							
PS	50100000.00	45,465,000.00	-	45,465,000.00	45,465,000.00	-	-	-	45,465,000.00	17,574,957.44	23,686,798.45	4,203,244.11	-	45,465,000.00	17,327,748.25	23,593,799.35	4,543,452.40	-	45,465,000.00	-	-	-	-
MOOE	50200000.00	166,132,000.00	-	166,132,000.00	158,632,000.00	-	-	-	158,632,000.00	34,755,360.14	24,443,136.29	23,960,311.77	-	83,158,808.20	34,648,647.51	24,385,776.41	22,770,527.80	-	81,804,951.72	7,500,000.00	75,473,191.80	1,353,856.48	-
Fin. Exp	50300000.00	-	-	-	-	-	-	-	-	-	-	-	-	-	-	-	-	-	-	-	-	-	-
CO	50600000.00	-	-	-	-	-	-	-	-	-	-	-	-	-	-	-	-	-	-	-	-	-	-
		386,928,000.00	-	386,928,000.00	386,928,000.00	-	-	-	386,928,000.00	25,339,162.79	47,790,949.94	73,084,005.35	-	146,214,108.08	24,098,742.99	47,998,523.64	72,734,900.44	-	144,832,167.07	-	240,713,891.92	1,381,941.01	-
MFO 1 - Technical Advisory and Support Services on the Comprehensive Peace Process																							
PAP																							
PS	50100000.00	115,737,000.00	-	115,737,000.00	115,737,000.00	-	-	-	115,737,000.00	9,331,023.10	12,413,356.51	19,644,174.70	-	41,388,554.31	9,229,896.06	12,425,293.74	19,733,364.51	-	41,388,554.31	-	74,348,445.69	-	-
MOOE	50200000.00	271,191,000.00	(15,102,438.00)	256,088,562.00	271,191,000.00	(15,102,438.00)	-	-	256,088,562.00	16,008,129.69	35,377,593.43	50,128,470.65	-	101,514,193.77	14,868,846.93	35,573,229.90	49,690,175.93	-	100,132,252.76	-	154,574,368.23	1,381,941.01	-
Fin. Exp	50300000.00	-	-	-	-	-	-	-	-	-	-	-	-	-	-	-	-	-	-	-	-	-	-
CO	50600000.00	-	15,102,438.00	15,102,438.00	-	15,102,438.00	-	-	15,102,438.00	-	-	3,311,360.00	-	3,311,360.00	-	-	3,311,360.00	-	3,311,360.00	-	11,791,078.00	-	-
Locally Funded Projects - NORMALIZATION		587,732,000.00	-	587,732,000.00	500,072,000.00	-	-	-	500,072,000.00	21,924,370.77	23,748,668.81	274,473,825.66	-	320,146,855.24	21,410,941.25	23,708,177.65	233,738,395.57	-	278,857,514.47	87,660,000.00	179,925,144.76	41,289,340.77	-
PAP																							
PS	50100000.00	15,916,000.00	-	15,916,000.00	15,916,000.00	-	-	-	15,916,000.00	4,242,427.33	5,099,387.41	4,307,242.36	-	13,649,057.10	4,203,970.76	5,123,054.93	4,322,021.41	-	13,649,057.10	-	2,265,942.90	-	-
MOOE	50200000.00	571,816,000.00	-	571,816,000.00	484,156,000.00	-	-	-	484,156,000.00	17,681,943.44	18,649,271.40	270,166,583.30	-	306,497,798.14	17,206,970.49	18,585,112.72	229,416,374.16	-	265,208,457.37	87,660,000.00	177,658,201.86	41,289,340.77	-
Fin. Exp	50300000.00	-	-	-	-	-	-	-	-	-	-	-	-	-	-	-	-	-	-	-	-	-	-
CO	50600000.00	-	-	-	-	-	-	-	-	-	-	-	-	-	-	-	-	-	-	-	-	-	-
Locally Funded Projects - PAMANA PROGRAM		642,500,000.00	-	642,500,000.00	563,150,000.00	-	-	-	563,150,000.00	-	-	-	-	-	-	-	-	-	-	79,350,000.00	563,150,000.00	-	-
PAP																							
PS	50100000.00	-	-	-	-	-	-	-	-	-	-	-	-	-	-	-	-	-	-	-	-	-	-
MOOE	50200000.00	642,500,000.00	-	642,500,000.00	563,150,000.00	-	-	-	563,150,000.00	-	-	-	-	-	-	-	-	-	-	79,350,000.00	563,150,000.00	-	-
Fin. Exp	50300000.00	-	-	-	-	-	-	-	-	-	-	-	-	-	-	-	-	-	-	-	-	-	-
CO	50600000.00	-	-	-	-	-	-	-	-	-	-	-	-	-	-	-	-	-	-	-	-	-	-
II. SPECIAL PURPOSE FUNDS		-	4,992,000.00	4,992,000.00	-	4,992,000.00	-	-	4,992,000.00	-	-	-	-	4,990,695.96	-	-	-	-	4,990,695.96	-	1,304.04	-	-
PS	50100000.00	-	4,992,000.00	4,992,000.00	-	4,992,000.00	-	-	4,992,000.00	-	-	-	-	4,990,695.96	-	-	-	-	4,990,695.96	-	1,304.04	-	-
<b>GRAND TOTAL</b>		1,828,757,000.00	4,992,000.00	1,833,749,000.00	1,654,247,000.00	4,992,000.00	-	-	1,659,239,000.00	99,593,841.14	119,669,543.49	380,712,082.85	-	599,975,467.48	97,486,080.00	119,686,277.05	338,777,972.17	-	555,950,329.22	174,510,000.00	1,059,263,532.52	44,025,138.26	-
PS	50100000.00	177,118,000.00	4,992,000.00	182,110,000.00	177,118,000.00	4,992,000.00	-	-	182,110,000.00	31,148,407.87	41,199,542.37	33,145,357.13	-	105,493,307.37	30,761,615.07	41,142,158.02	33,589,534.28	-	105,493,307.37	-	76,616,692.63	-	-
MOOE	50200000.00	1,651,639,000.00	(15,102,438.00)	1,636,536,562.00	1,477,129,000.00	(15,102,438.00)	-	-	1,462,026,562.00	68,445,433.27	78,470,001.12	344,255,365.72	-	491,170,800.11	66,724,464.93	78,544,119.03	301,877,077.69	-	447,145,651.85	174,510,000.00	970,855,761.69	44,025,138.26	-
Fin. Exp	50300000.00	-	-	-	-	-	-	-	-	-	-	-	-	-	-	-	-	-	-	-	-	-	-
CO	50600000.00	-	15,102,438.00	15,102,438.00	-	15,102,438.00	-	-	15,102,438.00	-	-	3,311,360.00	-	3,311,360.00	-	-	3,311,360.00	-	3,311,360.00	-	11,791,078.00	-	-
RECAPITULATION BY MFO		1,828,757,000.00	4,992,000.00	1,833,749,000.00	1,654,247,000.00	4,992,000.00	-	-	1,659,239,000.00	99,593,841.14	119,669,543.49	380,712,082.85	-	599,975,467.48	97,486,080.00	119,686,277.05	338,777,972.17	-	555,950,329.22	174,510,000.00	1,059,263,532.52	44,025,138.26	-
MFO1		1,828,757,000.00	4,992,000.00	1,833,749,000.00	1,654,247,000.00	4,992,000.00	-	-	1,659,239,000.00	99,593,841.14	119,669,543.49	380,712,082.85	-	599,975,467.48	97,486,080.00	119,686,277.05	338,777,972.17	-	555,950,329.22	174,510,000.00	1,059,263,532.52	44,025,138.26	-
OF WHICH																							
MAJOR PROGRAM/PROJECTS																							
KRA NO																							
Just and Lasting Peace attained																							

CERTIFIED CORRECT:  
  
 ARLEN KRIZELLE LOPEZ  
 ADMIN. OFFICER II, BUDGET DIVISION

CERTIFIED CORRECT:  
  
 SUSIMA A. CRETENIO  
 PEACE PROGRAM OFFICER II, ACCOUNTING DIVISION

NOTED BY:  
  
 MA. CORAZON B. ALMARIO  
 DIRECTOR II, FINANCE DEPARTMENT

RECOMMENDING APPROVAL:  
  
 ARNELO R. PAJARILLO  
 UNDERSECRETARY, FINANCE AND ADMINISTRATIVE SERVICES

APPROVED BY:  
  
 SEC. CARLITO G. GALVEZ JR.  
 PRESIDENTIAL ADVISER ON PEACE, RECONCILIATION AND UNITY