


STATEMENT OF APPROPRIATIONS, ALLOTMENTS, OBLIGATIONS, DISBURSEMENTS AND BALANCES
as of the quarter ending December 31, 2020


Department : Other Executive Office (OEO)
 Agency : Office of the Presidential Adviser on the Peace Process (OPAPP)
 Operating Unit :
 Organization Code (UACS) : 26 026 0000000
 Funding Source Code (as Clustered) : 101


CURRENT YEAR APPROPRIATIONS - FY 2020 GAA RA 11465
SUPPLEMENTAL APPROPRIATIONS
CONTINUING APPROPRIATIONS- FY 2019 GAA/R.A. NO. 11464


PARTICULARS	UACS CODE	APPROPRIATIONS			ALLOTMENTS			CURRENT YEAR OBLIGATIONS					CURRENT YEAR DISBURSEMENTS					BALANCES					
		AUTHORIZED APPROPRIATION	ADJUSTMENTS (TRANSFER TO/FROM, MODIFICATION S/AUGMENTATION S)	ADJUSTED APPROPRIATIONS	ALLOTMENTS RECEIVED	ADJUSTMENTS (REDUCTIONS, MODIFICATION S/AUGMENTATIONS)	TRANSFER TO	TRANSFER FROM	ADJUSTED TOTAL ALLOTMENTS	1ST QTR ENDING MARCH 31	2ND QTR ENDING JUNE 30	3RD QTR ENDING SEPT 30	4TH QTR ENDING DEC 31	TOTAL	1ST QTR ENDING MARCH 31	2ND QTR ENDING JUNE 30	3RD QTR ENDING SEPT 30	4TH QTR ENDING DEC 31	TOTAL	UNRELEASED APPROPRIATIONS	UNOBLIGATED ALLOTMENT	UNPAID OBLIGATIONS (15-20) = (23+24)	
1	2	3	4	5 = 3+4	6	7	8	9	10 = [(6+(-)7)-8+9]	11	12	13	14	15 = (11+12+13+14)	16	17	18	19	20 = (16+17+18+19)	21 = (5-10)	22 = (10-15)	23	24
I. REPUBLIC ACT NO. 11464 CONTINUING APPROPRIATION FY 2019																							
General Administration and Support		24,511,799.65	28,371,098.99	52,882,898.64	24,511,799.65	28,371,098.99	-	-	52,882,898.64	2,895,940.82	21,007,544.33	-	28,969,145.46	52,872,630.61	2,895,940.82	21,007,544.33	-	25,806,378.99	49,709,864.14	-	10,268.03	3,162,766.47	-
PAP		-	-	-	-	-	-	-	-	-	-	-	-	-	-	-	-	-	-	-	-	-	-
PS	50100000 00	-	-	-	-	-	-	-	-	-	-	-	-	-	-	-	-	-	-	-	-	-	-
MOOE	50200000 00	24,511,799.65	27,871,098.99	52,382,898.64	24,511,799.65	27,871,098.99	-	-	52,382,898.64	2,895,940.82	20,679,858.83	-	28,798,071.06	52,373,870.71	2,895,940.82	20,679,858.83	-	25,806,378.99	49,382,176.64	-	9,027.93	2,991,692.07	-
CO	50600000 00	-	500,000.00	500,000.00	-	500,000.00	-	-	500,000.00	-	327,685.50	-	171,074.40	498,759.90	-	327,685.50	-	-	327,685.50	-	1,240.10	171,074.40	-
Operations		66,366,330.99	(28,371,098.99)	37,995,232.00	66,366,330.99	(28,371,098.99)	-	-	37,995,232.00	198,961.62	-	2,099,773.26	15,793,556.77	18,092,290.65	198,961.62	-	2,099,773.26	7,933,612.38	10,232,347.28	-	19,902,941.35	7,859,943.39	-
MFO 1 - Technical Advisory and Support Services on the Comprehensive Peace Process		-	-	-	-	-	-	-	-	-	-	-	-	-	-	-	-	-	-	-	-	-	-
PAP		-	-	-	-	-	-	-	-	-	-	-	-	-	-	-	-	-	-	-	-	-	-
PS	50100000 00	12,689,943.00	-	12,689,943.00	12,689,943.00	-	-	-	12,689,943.00	198,961.62	-	1,049,773.26	2,441,630.68	3,690,365.56	198,961.62	-	1,049,773.26	2,441,630.68	3,690,365.56	-	8,999,577.44	-	-
MOOE	50200000 00	53,676,387.99	(28,371,098.99)	25,305,289.00	53,676,387.99	(28,371,098.99)	-	-	25,305,289.00	-	-	1,050,000.00	13,351,925.09	14,401,925.09	-	-	1,050,000.00	5,491,981.70	6,541,981.70	-	10,903,363.91	7,859,943.39	-
CO	50600000 00	-	-	-	-	-	-	-	-	-	-	-	-	-	-	-	-	-	-	-	-	-	-
Locally Funded Projects - NORMALIZATION		25,768,229.52	-	25,768,229.52	25,768,229.52	-	-	-	25,768,229.52	709,500.00	24,495.00	-	21,873,406.05	22,607,401.05	709,500.00	24,495.00	-	15,530,535.91	16,264,530.91	-	3,160,828.47	6,342,870.14	-
PAP		-	-	-	-	-	-	-	-	-	-	-	-	-	-	-	-	-	-	-	-	-	-
PS	50100000 00	-	-	-	-	-	-	-	-	-	-	-	-	-	-	-	-	-	-	-	-	-	-
MOOE	50200000 00	25,768,229.52	-	25,768,229.52	25,768,229.52	-	-	-	25,768,229.52	709,500.00	24,495.00	-	21,873,406.05	22,607,401.05	709,500.00	24,495.00	-	15,530,535.91	16,264,530.91	-	3,160,828.47	6,342,870.14	-
CO	50600000 00	-	-	-	-	-	-	-	-	-	-	-	-	-	-	-	-	-	-	-	-	-	-
SUB-TOTAL, AGENCY SPECIFIC BUDGET		116,646,360.16	-	116,646,360.16	116,646,360.16	-	-	-	116,646,360.16	3,804,402.44	21,032,039.33	2,099,773.26	66,636,107.28	93,572,322.31	3,804,402.44	21,032,039.33	2,099,773.26	49,270,527.28	76,206,742.31	-	23,074,037.85	17,365,580.00	-
PS	50100000 00	12,689,943.00	-	12,689,943.00	12,689,943.00	-	-	-	12,689,943.00	198,961.62	-	1,049,773.26	2,441,630.68	3,690,365.56	198,961.62	-	1,049,773.26	2,441,630.68	3,690,365.56	-	8,999,577.44	-	-
MOOE	50200000 00	103,956,417.16	(500,000.00)	103,456,417.16	103,956,417.16	(500,000.00)	-	-	103,456,417.16	3,605,440.82	20,704,353.83	1,050,000.00	64,023,402.20	89,383,196.65	3,605,440.82	20,704,353.83	1,050,000.00	46,828,896.60	72,188,591.25	-	14,073,220.31	17,194,505.60	-
Fin. Exp	50300000 00	-	-	-	-	-	-	-	-	-	-	-	-	-	-	-	-	-	-	-	-	-	-
CO	50600000 00	-	500,000.00	500,000.00	-	500,000.00	-	-	500,000.00	-	327,685.50	-	171,074.40	498,759.90	-	327,685.50	-	-	327,685.50	-	1,240.10	171,074.40	-
II. Contingent Fund for MNLF		20,952,497.83	-	20,952,497.83	20,952,497.83	-	-	-	20,952,497.83	-	-	-	20,920,287.06	20,920,287.06	-	-	-	20,770,009.21	20,770,009.21	-	32,210.77	150,277.85	-
PS	50100000 00	-	-	-	-	-	-	-	-	-	-	-	-	-	-	-	-	-	-	-	-	-	-
MOOE	50200000 00	20,952,497.83	-	20,952,497.83	20,952,497.83	-	-	-	20,952,497.83	-	-	-	20,920,287.06	20,920,287.06	-	-	-	20,770,009.21	20,770,009.21	-	32,210.77	150,277.85	-
SUB-TOTALS, Contingent Fund for MNLF		20,952,497.83	-	20,952,497.83	20,952,497.83	-	-	-	20,952,497.83	-	-	-	20,920,287.06	20,920,287.06	-	-	-	20,770,009.21	20,770,009.21	-	32,210.77	150,277.85	-
III. Contingent Fund for CNN/PA/NDP		38,633,887.80	-	38,633,887.80	38,633,887.80	-	-	-	38,633,887.80	-	-	5,300,000.00	30,217,700.00	35,517,700.00	-	-	5,300,000.00	30,000,000.00	35,300,000.00	-	3,116,187.80	217,700.00	-
PS	50100000 00	-	-	-	-	-	-	-	-	-	-	-	-	-	-	-	-	-	-	-	-	-	-
MOOE	50200000 00	38,633,887.80	-	38,633,887.80	38,633,887.80	-	-	-	38,633,887.80	-	-	5,300,000.00	30,217,700.00	35,517,700.00	-	-	5,300,000.00	30,000,000.00	35,300,000.00	-	3,116,187.80	217,700.00	-
SUB-TOTALS, CONTINGENT FUND Contingent Fund for CNN/PA/NDP - MOOE RA 11260		38,633,887.80	-	38,633,887.80	38,633,887.80	-	-	-	38,633,887.80	-	-	5,300,000.00	30,217,700.00	35,517,700.00	-	-	5,300,000.00	30,000,000.00	35,300,000.00	-	3,116,187.80	217,700.00	-
IV. Contingent Fund for Normalization Program		676,200,471.94	-	676,200,471.94	676,200,471.94	-	-	-	676,200,471.94	-	4,296,900.00	5,400.00	671,646,520.73	676,948,820.73	-	-	4,302,300.00	181,827,626.42	186,129,926.42	-	251,651.21	489,818,894.31	-
PS	50100000 00	-	-	-	-	-	-	-	-	-	-	-	-	-	-	-	-	-	-	-	-	-	-
MOOE	50200000 00	676,200,471.94	-	676,200,471.94	676,200,471.94	-	-	-	676,200,471.94	-	4,296,900.00	5,400.00	671,646,520.73	676,948,820.73	-	-	4,302,300.00	181,827,626.42	186,129,926.42	-	251,651.21	489,818,894.31	-
SUB-TOTALS, Contingent Fund for Normalization Program		676,200,471.94	-	676,200,471.94	676,200,471.94	-	-	-	676,200,471.94	-	4,296,900.00	5,400.00	671,646,520.73	676,948,820.73	-	-	4,302,300.00	181,827,626.42	186,129,926.42	-	251,651.21	489,818,894.31	-
GRAND TOTAL		852,433,217.73	-	852,433,217.73	852,433,217.73	-	-	-	852,433,217.73	3,804,402.44	25,328,939.33	7,405,173.26	789,420,615.07	825,959,130.10	3,804,402.44	21,032,039.33	11,702,073.26	281,858,162.91	318,406,677.94	-	26,474,087.63	507,552,452.16	-
PS	50100000 00	12,689,943.00	-	12,689,943.00	12,689,943.00	-	-	-	12,689,943.00	198,961.62	-	1,049,773.26	2,441,630.68	3,690,365.56	198,961.62	-	1,049,773.26	2,441,630.68	3,690,365.56	-	8,999,577.44	-	-
MOOE	50200000 00	839,743,274.73	(500,000.00)	839,243,274.73	839,743,274.73	(500,000.00)	-	-	839,243,274.73	3,605,440.82	25,001,253.83	6,355,400.00	786,807,909.99	821,770,004.64	3,605,440.82	20,704,353.83	10,652,300.00	279,426,532.23	314,388,626.88	-	17,473,270.09	507,381,377.76	-
CO	50600000 00	-	500,000.00	500,000.00	-	500,000.00	-	-	500,000.00	-	327,685.50	-	171,074.40	498,759.90	-	327,685.50	-	-	327,685.50	-	1,240.10	171,074.40	-

PARTICULARS	UACS CODE	APPROPRIATIONS			ALLOTMENTS			CURRENT YEAR OBLIGATIONS					CURRENT YEAR DISBURSEMENTS					BALANCES					
		AUTHORIZED APPROPRIATION	ADJUSTMENTS (TRANSFER TO/FROM, MODIFICATIONS/AUGMENTATIONS)	ADJUSTED APPROPRIATIONS	ALLOTMENTS RECEIVED	ADJUSTMENTS (REDUCTIONS, MODIFICATIONS/AUGMENTATIONS)	TRANSFER TO	TRANSFER FROM	ADJUSTED TOTAL ALLOTMENTS	1ST QTR ENDING MARCH 31	2ND QTR ENDING JUNE 30	3RD QTR ENDING SEPT 30	4TH QTR ENDING DEC 31	TOTAL	1ST QTR ENDING MARCH 31	2ND QTR ENDING JUNE 30	3RD QTR ENDING SEPT 30	4TH QTR ENDING DEC 31	TOTAL	UNRELEASED APPROPRIATIONS	UNOBLIGATED ALLOTMENT	UNPAID OBLIGATIONS (15-20) = (23+24)	
																						DUE AND DEMANDABLE	NOT YET DUE AND DEMANDABLE
RECAPITULATION BY MFO		852,433,217.73	-	852,433,217.73	852,433,217.73	-	-	852,433,217.73	3,804,402.44	25,328,939.33	7,405,173.26	789,420,615.07	825,959,130.10	3,804,402.44	21,032,039.33	11,702,073.26	281,868,162.91	318,406,677.94	-	26,474,087.63	507,552,452.16	-	
MFO1		852,433,217.73	-	852,433,217.73	852,433,217.73	-	-	852,433,217.73	3,804,402.44	25,328,939.33	7,405,173.26	789,420,615.07	825,959,130.10	3,804,402.44	21,032,039.33	11,702,073.26	281,868,162.91	318,406,677.94	-	26,474,087.63	507,552,452.16	-	
OF WHICH:																							
MAJOR PROGRAM/PROJECTS																							
KRA NO.																							
Just and Lasting Peace attained																							

CERTIFIED CORRECT:

 LIGAYA M. MORA
 ACTING HEAD, BUDGET DIVISION

CERTIFIED CORRECT:

 LEILANNIE T. DISOMANGCOP, CPA
 HEAD, ACCOUNTING DIVISION

NOTED BY:

 DIR. MA. CORAZON B. ALMARIO
 DIRECTOR III, FINANCE DEPARTMENT

RECOMMENDING APPROVAL:

 ARNULFO R. PAJARILLO
 DPAPRU, FINANCE AND ADMINISTRATIVE SERVICES

APPROVED BY:

 SEC. CARLITO G. GALVEZ JR.
 PRESIDENTIAL ADVISER ON PEACE, RECONCILIATION AND UNITY