


**SUMMARY PERFORMANCE MONITORING REPORT (SPMR)**  
 (APPROPRIATIONS, OBLIGATIONS AND DISBURSEMENTS)  
 As of the Month Ending June 30, 2020

Department : Other Executive Offices  
 Agency : Office of the Presidential Adviser on the Peace Process  
 Operating Unit : < not applicable >  
 Organization : 26 026 0000000

PARTICULARS	AVAILABLE APPROPRIATIONS		ALLOTMENT RELEASES		OBLIGATIONS		DISBURSEMENTS		
	AMOUNT		AMOUNT	% TO AVAILABLE	AMOUNT	% TO ALLOTMENT	AMOUNT	% TO ALLOTMENT	% TO OBLIGATIONS
<b>A. GRAND TOTAL, OPAPP</b>	<b>2,811,913,408.75</b>		<b>1,661,913,408.75</b>	<b>59%</b>	<b>349,260,870.08</b>	<b>21.02%</b>	<b>290,499,560.22</b>	<b>17.48%</b>	<b>83.18%</b>
Accounts Payable	100,707,187.02		100,707,187.02	100%	100,707,187.02	100.00%	48,490,761.40	48.15%	48.15%
PS	4,155,164.61		4,155,164.61	100%	4,155,164.61	100.00%	3,465,179.84	83.39%	83.39%
MOOE	88,267,445.33		88,267,445.33	100%	88,267,445.33	100.00%	43,213,954.63	48.96%	48.96%
FinEx	-		-	-	-	-	-	-	-
CO	8,284,577.08		8,284,577.08	100%	8,284,577.08	100.00%	1,811,626.93	21.87%	21.87%
<b>Current Year - Regular Fund GAA FY2020 RA 11465</b>	<b>1,833,749,000.00</b>		<b>683,749,000.00</b>	<b>37%</b>	<b>219,263,384.63</b>	<b>32.07%</b>	<b>217,172,357.05</b>	<b>31.76%</b>	<b>99.05%</b>
PS	182,110,000.00		182,110,000.00	100%	72,347,950.24	39.73%	71,903,773.09	39.48%	99.39%
MOOE	1,651,639,000.00		501,639,000.00	30%	146,915,434.39	29.29%	145,268,583.96	28.96%	98.88%
FinEx	-		-	-	-	-	-	-	-
CO	-		-	-	-	-	-	-	-
<b>Continuing Appropriations RA 11464 - Regular Fund (GAA 2019 RA 11260)</b>	<b>116,646,360.16</b>		<b>116,646,360.16</b>	<b>100%</b>	<b>24,836,441.77</b>	<b>21.29%</b>	<b>24,836,441.77</b>	<b>21.29%</b>	<b>100.00%</b>
PS	12,689,943.00		12,689,943.00	100%	198,961.62	1.57%	198,961.62	1.57%	100.00%
MOOE	103,456,417.16		103,456,417.16	100%	24,309,794.65	23.50%	24,309,794.65	23.50%	100.00%
FinEx	-		-	-	-	-	-	-	-
CO	500,000.00		500,000.00	100%	327,685.50	65.54%	327,685.50	65.54%	0.00%
<b>Continuing Appropriations RA 11464 - Contingent Fund</b>	<b>735,786,857.57</b>		<b>735,786,857.57</b>	<b>100%</b>	<b>4,296,900.00</b>	<b>0.58%</b>	<b>-</b>	<b>0.00%</b>	<b>0.00%</b>
CONTINGENT FUND FOR MNLF - MOOE RA 11260	20,952,497.83		20,952,497.83	100%	-	-	-	-	-
CONTINGENT FUND FOR CNN/NPA/NDP - MOOE RA 11260	38,633,887.80		38,633,887.80	100%	-	-	-	-	-
CONTINGENT FUND FOR NORMALIZATION PROGRAM - MOOE RA 11260	676,200,471.94		676,200,471.94	100%	4,296,900.00	-	-	-	-
<b>SPECIAL ACCOUNT-COMMUNITY PEACE DIVIDENDS FUND (CPDF)</b>	<b>25,024,004.00</b>		<b>25,024,004.00</b>	<b>100%</b>	<b>156,956.66</b>	<b>0.63%</b>	<b>156,956.66</b>	<b>0.63%</b>	<b>100.00%</b>
MOOE	25,024,004.00		25,024,004.00	100%	156,956.66	0.63%	156,956.66	0.63%	100.00%
<b>B. DETAILS BY AGENCY</b>	<b>2,811,913,408.75</b>		<b>1,661,913,408.75</b>	<b>59%</b>	<b>349,260,870.08</b>	<b>21.02%</b>	<b>290,656,516.88</b>	<b>17.49%</b>	<b>83.22%</b>
Accounts Payable	100,707,187.02		100,707,187.02	100%	100,707,187.02	100.00%	48,490,761.40	48.15%	48.15%
PS	4,155,164.61		4,155,164.61	100%	4,155,164.61	100.00%	3,465,179.84	83.39%	83.39%
MOOE	88,267,445.33		88,267,445.33	100%	88,267,445.33	100.00%	43,213,954.63	48.96%	48.96%
FinEx	-		-	-	-	-	-	-	-
CO	8,284,577.08		8,284,577.08	100%	8,284,577.08	100.00%	1,811,626.93	21.87%	21.87%
<b>Current Year - Regular Fund GAA FY2020 RA 11465</b>	<b>1,833,749,000.00</b>		<b>683,749,000.00</b>	<b>37%</b>	<b>219,263,384.63</b>	<b>32.07%</b>	<b>217,172,357.05</b>	<b>31.76%</b>	<b>99.05%</b>
GASS - Current Year	211,597,000.00		204,097,000.00	96%	100,460,252.32	49.22%	99,955,971.52	48.97%	99.50%
PS	45,465,000.00		45,465,000.00	100%	41,261,755.89	90.75%	40,921,547.60	90.01%	99.18%
MOOE	166,132,000.00		158,632,000.00	95%	59,198,496.43	37.32%	59,034,423.92	37.21%	99.72%
FinEx	-		-	-	-	-	-	-	-
CO	-		-	-	-	-	-	-	-
MFO 1 (OPERATIONS) - Current Year	386,928,000.00		386,928,000.00	100%	73,130,102.73	18.90%	72,097,266.63	18.63%	98.59%
PS	115,737,000.00		115,737,000.00	100%	21,744,379.61	18.79%	21,655,189.80	18.71%	99.59%
MOOE	271,191,000.00		271,191,000.00	100%	51,385,723.12	18.95%	50,442,076.83	18.60%	98.16%
FinEx	-		-	-	-	-	-	-	-
CO	-		-	-	-	-	-	-	-
LOCALLY FUNDED PROGRAM (LFP) Normalization - Current Year	1,230,232,000.00		87,732,000.00	7%	45,673,029.58	52.06%	45,119,118.90	51.43%	98.79%
PS	15,916,000.00		15,916,000.00	100%	9,341,814.74	58.69%	9,327,035.69	58.60%	99.84%
MOOE	1,214,316,000.00		71,816,000.00	6%	36,331,214.84	50.59%	35,792,083.21	49.84%	98.52%
FinEx	-		-	-	-	-	-	-	-
CO	-		-	-	-	-	-	-	-
Miscellaneous Personnel Benefits Fund	4,992,000.00		4,992,000.00	100%	-	0.00%	-	0.00%	0.00%
PS	4,992,000.00		4,992,000.00	100%	-	0%	-	0.00%	0.00%
<b>Continuing Appropriations RA 11464 - Regular Fund (GAA 2019 RA 11260)</b>	<b>116,646,360.16</b>		<b>116,646,360.16</b>	<b>100%</b>	<b>24,836,441.77</b>	<b>21%</b>	<b>24,836,441.77</b>	<b>21.29%</b>	<b>100.00%</b>
GASS - Prior Year Continuing	24,511,799.65		24,511,799.65	100%	23,903,485.15	97.52%	23,903,485.15	97.52%	100.00%
PS	-		-	-	-	-	-	-	-
MOOE	24,011,799.65		24,011,799.65	100%	23,575,799.65	98.18%	23,575,799.65	98.18%	100.00%
FinEx	-		-	-	-	-	-	-	-
CO	500,000.00		500,000.00	100%	327,685.50	65.54%	327,685.50	65.54%	0.00%
GASS - Accounts Payable	-		-	-	-	-	-	-	-
PS	-		-	-	-	-	-	-	-

MOOE FinEx CO										
MFO 1 (OPERATIONS) - Prior Year Continuing	66,366,330.99	66,366,330.99	100%	198,961.62	0.30%	198,961.62	0.30%	100.00%		
PS	12,689,943.00	12,689,943.00	100%	198,961.62	1.57%	198,961.62	1.57%	100.00%		
MOOE	53,676,387.99	53,676,387.99	100%		0.00%					
FinEx CO										
MFO 1 (OPERATIONS) - Accounts Payable										
PS										
MOOE										
FinEx CO										
LOCALLY FUNDED PROGRAM (LFP)- Prior Year Continuing Current Year	25,768,229.52	25,768,229.52	100%	733,995.00	2.85%	733,995.00	2.85%	100.00%		
PS										
MOOE	25,768,229.52	25,768,229.52	100%	733,995.00	2.85%	733,995.00	2.85%	100.00%		
FinEx CO										
<b>Continuing Appropriations RA 11464 - Contingent Fund</b>	<b>735,786,857.57</b>	<b>735,786,857.57</b>	<b>100%</b>	<b>4,296,900.00</b>	<b>0.58%</b>	<b>-</b>	<b>-</b>	<b>-</b>		
CONTINGENT FUND FOR MNLF - MOOE RA 11260	20,952,497.83	20,952,497.83	100%	-	0.00%	-	-	-		
PS										
MOOE	20,952,497.83	20,952,497.83	100%		0.00%					
FinEx CO										
CONTINGENT FUND FOR CNN/NPA/NDF - MOOE RA 11260	38,633,887.80	38,633,887.80	100%	-	0.00%	-	-	-		
PS										
MOOE	38,633,887.80	38,633,887.80	100%		0.00%					
FinEx CO										
CONTINGENT FUND FOR NORMALIZATION PROGRAM - MOOE RA 11260	676,200,471.94	676,200,471.94	100%	4,296,900.00	0.64%	-	-	-		
PS										
MOOE	676,200,471.94	676,200,471.94	100%	4,296,900.00	0.64%					
FinEx CO										
<b>SPECIAL ACCOUNT-COMMUNITY PEACE DIVIDENDS FUND (CPDF)</b>	<b>25,024,004.00</b>	<b>25,024,004.00</b>	<b>100%</b>	<b>156,956.66</b>	<b>0.63%</b>	<b>156,956.66</b>	<b>0.63%</b>	<b>100.00%</b>		
MOOE	25,024,004.00	25,024,004.00	100%	156,956.66	0.63%	156,956.66	0.63%	100.00%		

Certified Correct:

  
 CARISSA L. CRUZ, CPA  
 Accountant III/ Acting Budget Division Head


Certified Correct:

  
 LEILANNIET DISOMANGCOP, CPA  
 Peace Program Officer W / Acting Accounting Section Head


Noted By:

  
 DIR. MA. CORAZON B. ALMARIO  
 Director III/Finance Department

Recommending Approval:

  
 USEC. ARNULFO R. PAJARILLO  
 Undersecretary/ Finance and Administrative Services

Approved:

  
 SEC. CARLITO G. GALVEZ JR.  
 Presidential Adviser on Peace, Reconciliation and Unity (PAPRU)