



STATEMENT OF APPROPRIATIONS, ALLOTMENTS, OBLIGATIONS, DISBURSEMENTS AND BALANCES
as of the quarter ending June 30, 2020


Department : Other Executive Office (OEO)
Agency : Office of the Presidential Adviser on the Peace Process (OPAPP)
Operating Unit :
Organization Code (UACS) : 26 026 0000000
Funding Source Code (as Clustered) : 101


CURRENT YEAR APPROPRIATIONS - FY 2020 GAA RA 11455
SUPPLEMENTAL APPROPRIATIONS
CONTINUING APPROPRIATIONS


PARTICULARS	UACS CODE	APPROPRIATIONS			ALLOTMENTS			CURRENT YEAR OBLIGATIONS					CURRENT YEAR DISBURSEMENTS					BALANCES					
		AUTHORIZED APPROPRIATION	ADJUSTMENTS (TRANSFER TO/FROM, MODIFICATIONS / AUGMENTATIONS)	ADJUSTED APPROPRIATIONS	ALLOTMENTS RECEIVED	ADJUSTMENTS (REDUCTIONS, MODIFICATIONS/AUGMENTATIONS)	TRANSFER TO	TRANSFER FROM	ADJUSTED TOTAL ALLOTMENTS	1ST QTR ENDING MARCH 31	2ND QTR ENDING JUNE 30	3RD QTR ENDING SEPT 30	4TH QTR ENDING DEC 31	TOTAL	1ST QTR ENDING MARCH 31	2ND QTR ENDING JUNE 30	3RD QTR ENDING SEPT 30	4TH QTR ENDING DEC 31	TOTAL	UNRELEASED APPROPRIATIONS	UNOBLIGATED ALLOTMENT	UNPAID OBLIGATIONS (15-20) = (23+24)	
1	2	3	4	5 = 3+4	6	7	8	9	10 = [(8+9)-8+9]	11	12	13	14	15 = (11+12+13+14)	16	17	18	19	20 = (16+17+18+19)	21 = (5-10)	22 = (10-15)	23	24
I. AGENCY SPECIFIC BUDGET		1,833,749,000.00	-	1,833,749,000.00	683,749,000.00	-	-	-	683,749,000.00	99,593,841.14	119,669,543.49	-	-	219,263,384.63	97,486,080.00	119,686,277.05	-	-	217,172,357.05	1,150,000,000.00	464,485,615.37	2,091,027.58	-
General Administration and Support		211,597,000.00	-	211,597,000.00	204,097,000.00	-	-	-	204,097,000.00	52,330,317.98	48,129,934.74	-	-	100,460,252.72	51,976,395.76	47,879,575.76	-	-	99,855,971.52	7,500,000.00	103,638,747.68	504,270.80	-
PAP		-	-	-	-	-	-	-	-	-	-	-	-	-	-	-	-	-	-	-	-	-	-
PS	50100000.00	45,465,000.00	-	45,465,000.00	45,465,000.00	-	-	-	45,465,000.00	17,574,567.44	23,686,798.45	-	-	41,261,365.89	17,327,748.25	23,593,799.35	-	-	40,921,547.60	-	4,203,244.11	340,208.29	-
MOOE	50200000.00	166,132,000.00	-	166,132,000.00	158,632,000.00	-	-	-	158,632,000.00	34,755,360.14	24,443,136.29	-	-	59,198,496.43	34,648,647.51	24,385,776.41	-	-	59,034,423.92	7,500,000.00	99,433,503.57	164,072.51	-
Fin Exp	50300000.00	-	-	-	-	-	-	-	-	-	-	-	-	-	-	-	-	-	-	-	-	-	-
CO	50600000.00	-	-	-	-	-	-	-	-	-	-	-	-	-	-	-	-	-	-	-	-	-	-
Operations		386,928,000.00	-	386,928,000.00	386,928,000.00	-	-	-	386,928,000.00	25,339,152.79	47,790,949.84	-	-	73,130,102.73	24,098,742.99	47,998,573.64	-	-	72,097,266.63	-	313,797,897.27	1,032,836.18	-
MFO 1 - Technical Advisory and Support Services on the Comprehensive Peace Process		-	-	-	-	-	-	-	-	-	-	-	-	-	-	-	-	-	-	-	-	-	-
PAP		-	-	-	-	-	-	-	-	-	-	-	-	-	-	-	-	-	-	-	-	-	-
PS	50100000.00	115,737,000.00	-	115,737,000.00	115,737,000.00	-	-	-	115,737,000.00	9,331,023.10	12,413,356.51	-	-	21,744,379.61	9,229,856.06	12,425,293.74	-	-	21,655,189.80	-	93,962,620.39	85,189.81	-
MOOE	50200000.00	271,191,000.00	-	271,191,000.00	271,191,000.00	-	-	-	271,191,000.00	16,008,129.69	35,377,593.43	-	-	51,385,723.12	14,668,846.93	35,573,229.90	-	-	50,442,076.83	-	219,805,276.88	943,646.29	-
Fin Exp	50300000.00	-	-	-	-	-	-	-	-	-	-	-	-	-	-	-	-	-	-	-	-	-	-
CO	50600000.00	-	-	-	-	-	-	-	-	-	-	-	-	-	-	-	-	-	-	-	-	-	-
Locally Funded Projects - NORMALIZATION		587,732,000.00	-	587,732,000.00	87,732,000.00	-	-	-	87,732,000.00	21,924,370.77	23,748,658.81	-	-	45,673,029.58	21,410,941.25	23,708,177.65	-	-	45,119,118.90	500,000,000.00	42,068,970.42	553,910.68	-
PAP		-	-	-	-	-	-	-	-	-	-	-	-	-	-	-	-	-	-	-	-	-	-
PS	50100000.00	15,916,000.00	-	15,916,000.00	15,916,000.00	-	-	-	15,916,000.00	4,242,427.33	5,099,387.41	-	-	9,341,814.74	4,203,970.76	5,123,064.93	-	-	9,327,035.69	-	6,574,185.26	14,779.05	-
MOOE	50200000.00	571,816,000.00	-	571,816,000.00	71,816,000.00	-	-	-	71,816,000.00	17,681,943.44	18,649,271.40	-	-	36,331,214.84	17,206,970.49	18,585,112.72	-	-	35,792,083.21	500,000,000.00	35,484,785.16	539,131.63	-
Fin Exp	50300000.00	-	-	-	-	-	-	-	-	-	-	-	-	-	-	-	-	-	-	-	-	-	-
CO	50600000.00	-	-	-	-	-	-	-	-	-	-	-	-	-	-	-	-	-	-	-	-	-	-
Locally Funded Projects - PAMANA PROGRAM		642,500,000.00	-	642,500,000.00	-	-	-	-	-	-	-	-	-	-	-	-	-	-	-	642,500,000.00	-	-	-
PAP		-	-	-	-	-	-	-	-	-	-	-	-	-	-	-	-	-	-	-	-	-	-
PS	50100000.00	-	-	-	-	-	-	-	-	-	-	-	-	-	-	-	-	-	-	-	-	-	-
MOOE	50200000.00	642,500,000.00	-	642,500,000.00	-	-	-	-	-	-	-	-	-	-	-	-	-	-	-	642,500,000.00	-	-	-
Fin Exp	50300000.00	-	-	-	-	-	-	-	-	-	-	-	-	-	-	-	-	-	-	-	-	-	-
CO	50600000.00	-	-	-	-	-	-	-	-	-	-	-	-	-	-	-	-	-	-	-	-	-	-
II. SPECIAL PURPOSE FUNDS		4,992,000.00	-	4,992,000.00	4,992,000.00	-	-	-	4,992,000.00	-	-	-	-	-	-	-	-	-	-	-	4,992,000.00	-	-
PS		4,992,000.00	-	4,992,000.00	4,992,000.00	-	-	-	4,992,000.00	-	-	-	-	-	-	-	-	-	-	-	4,992,000.00	-	-
GRAND TOTAL		1,838,741,000.00	-	1,838,741,000.00	688,741,000.00	-	-	-	688,741,000.00	99,593,841.14	119,669,543.49	-	-	219,263,384.63	97,486,080.00	119,686,277.05	-	-	217,172,357.05	1,150,000,000.00	464,477,615.37	2,091,027.58	-
PS		182,110,000.00	-	182,110,000.00	182,110,000.00	-	-	-	182,110,000.00	31,148,407.87	41,199,542.37	-	-	72,347,950.24	30,761,615.07	41,142,158.02	-	-	71,903,773.09	-	109,762,049.76	444,177.15	-
MOOE		1,651,639,000.00	-	1,651,639,000.00	501,639,000.00	-	-	-	501,639,000.00	68,445,433.27	78,470,001.12	-	-	146,915,434.39	66,724,464.93	78,544,119.03	-	-	145,268,593.96	1,150,000,000.00	354,723,565.61	1,646,850.43	-
Fin Exp		-	-	-	-	-	-	-	-	-	-	-	-	-	-	-	-	-	-	-	-	-	-
CO		-	-	-	-	-	-	-	-	-	-	-	-	-	-	-	-	-	-	-	-	-	-
RECAPITULATION BY MFO		1,838,741,000.00	-	1,838,741,000.00	683,749,000.00	-	-	-	683,749,000.00	99,593,841.14	119,669,543.49	-	-	219,263,384.63	97,486,080.00	119,686,277.05	-	-	217,172,357.05	1,150,000,000.00	464,485,615.37	2,091,027.58	-
MFO1		1,838,741,000.00	-	1,838,741,000.00	683,749,000.00	-	-	-	683,749,000.00	99,593,841.14	119,669,543.49	-	-	219,263,384.63	97,486,080.00	119,686,277.05	-	-	217,172,357.05	1,150,000,000.00	464,485,615.37	2,091,027.58	-
OF WHICH		-	-	-	-	-	-	-	-	-	-	-	-	-	-	-	-	-	-	-	-	-	-
MAJOR PROGRAM/PROJECTS		-	-	-	-	-	-	-	-	-	-	-	-	-	-	-	-	-	-	-	-	-	-
KRA NO		-	-	-	-	-	-	-	-	-	-	-	-	-	-	-	-	-	-	-	-	-	-
Just and Lasting Peace attained		-	-	-	-	-	-	-	-	-	-	-	-	-	-	-	-	-	-	-	-	-	-

CERTIFIED CORRECT:  ACCOUNTANT III BUDGET DIVISION HEAD

CERTIFIED CORRECT:  LORRAINE T. DESAMANGDONG CPA PEACE PROGRAM OFFICER IV ACCOUNTING DIVISION HEAD

NOTED BY:  MA. CORAZON B. ALMARIO DIRECTOR III IC-FINANCE UNIT

RECOMMENDING APPROVAL:  ARNELYN R. PAJARILLO UNDERSECRETARY, FINANCE AND ADMINISTRATIVE SERVICES

APPROVED BY:  SEC. CARLITO G. GALVEZ JR. PRESIDENTIAL ADVISER ON PEACE, RECONCILIATION AND UNITY (PAPRU)