





FY 2020 MONTHLY DISBURSEMENT PROGRAM  
(In Thousand Pesos)

Department : Other Executive Offices  
 Agency : Office of the Presidential Adviser on the Peace Process  
 Organization Code : 26 022 00 00000

PARTICULAR	UACS CODE	TOTAL PROGRAM	TAX REM. ADVICE (TRA)	FULL YEAR REQUIREMENT																		Full Year TOTAL
				NET PROGRAM	QUARTER I			TOTAL 9=6+7+8	QUARTER 2			TOTAL 13=10+11+12	QUARTER 3			TOTAL 17=14+15+16	QUARTER 4			TOTAL 21=18+19+20		
					JAN (6)	FEB (7)	MAR (8)		APRIL (10)	MAY (11)	JUNE (12)		JULY (14)	AUG (15)	SEPT (16)		OCT (18)	NOV (19)	DEC (20)			
(1)	(2)	(3)	(4)	(5)	(6)	(7)	(8)	(9)	(10)	(11)	(12)	(13)	(14)	(15)	(16)	(17)	(18)	(19)	(20)	(21)	(22)	
<b>PART A</b>																						
<b>I. NOTICE OF CASH ALLOCATION</b>																						
<b>A. Fiscal Year's ( FY ) Budget</b>																						
<b>New GAA</b>																						
<b>Comprehensive Release</b>																						
<b>Specific Budget of National Govt. Agencies</b>																						
<b>( Program and Locally Funded Projects )</b>																						
	101101																					
General Administration and Support		204,097	11,569	192,528	17,594	17,905	20,679	56,178	18,847	15,999	15,809	50,655	14,265	12,625	14,134	41,024	14,312	14,681	15,678	44,671	192,528	
GENERAL MANAGEMENT AND SUPERVISION	103001000100000	204,097	11,569	192,528	17,594	17,905	20,679	56,178	18,847	15,999	15,809	50,655	14,265	12,625	14,134	41,024	14,312	14,681	15,678	44,671	192,528	
<i>Personal Services (PS)</i>		45,465	3,637	41,828	3,056	3,056	3,056	9,168	3,735	5,454	3,735	12,924	3,735	2,275	2,735	8,745	3,735	3,520	3,736	10,991	41,828	
<i>Maintenance and Other Operating Expenses (MOOE)</i>		158,632	7,932	150,700	14,538	14,849	17,623	47,010	15,112	10,545	12,074	37,731	10,530	10,350	11,399	32,279	10,577	11,161	11,942	33,680	150,700	
OPERATIONS	000003000000000	386,928	22,819	364,109	23,712	24,716	29,399	77,827	27,587	30,714	33,236	91,537	31,235	37,936	34,000	103,171	31,085	32,332	28,157	91,574	364,109	
MFO1: TECHNICAL ADVISORY AND SUPPORT SERVICES ON THE COMPREHENSIVE PEACE PROCESS	000003010000000	386,928	22,819	364,109	23,712	24,716	29,399	77,827	27,587	30,714	33,236	91,537	31,235	37,936	34,000	103,171	31,085	32,332	28,157	91,574	364,109	
<i>Personal Services (PS)</i>		115,737	9,259	106,478	7,726	7,726	7,726	23,178	8,405	7,558	8,405	24,368	8,404	14,876	9,405	32,685	8,404	9,438	8,405	26,247	106,478	
<i>Maintenance and Other Operating Expenses (MOOE)</i>		271,191	13,560	257,631	15,986	16,990	21,673	54,649	19,182	23,156	24,831	67,169	22,831	23,060	24,595	70,486	22,681	22,894	19,752	65,327	257,631	
<i>Capital Outlay (CO)</i>		-	-	-	-	-	-	-	-	-	-	-	-	-	-	-	-	-	-	-	-	
LOCALLY FUNDED PROJECTS (LFP)	000004000000000	87,732	4,864	82,868	6,600	6,261	6,840	19,701	6,558	7,333	7,031	20,922	7,473	6,418	7,570	21,461	6,463	7,286	7,035	20,784	82,868	
Social Protection	000004140000000	87,732	4,864	82,868	6,600	6,261	6,840	19,701	6,558	7,333	7,031	20,922	7,473	6,418	7,570	21,461	6,463	7,286	7,035	20,784	82,868	
Peace and Development	000004141100000	87,732	4,864	82,868	6,600	6,261	6,840	19,701	6,558	7,333	7,031	20,922	7,473	6,418	7,570	21,461	6,463	7,286	7,035	20,784	82,868	
Implementation of the Socio-Economic Component of the Normalization Process	291004141100002	87,732	4,864	82,868	6,600	6,261	6,840	19,701	6,558	7,333	7,031	20,922	7,473	6,418	7,570	21,461	6,463	7,286	7,035	20,784	82,868	
<i>Personal Services (PS)</i>		15,916	1,273	14,643	1,100	1,101	1,101	3,302	1,200	1,200	968	3,368	1,200	1,200	1,200	3,600	1,200	1,973	1,200	4,373	14,643	
<i>Maintenance and Other Operating Expenses (MOOE)</i>		71,816	3,591	68,225	5,500	5,160	5,739	16,399	5,358	6,133	6,063	17,554	6,273	5,218	6,370	17,861	5,263	5,313	5,835	16,411	68,225	
<i>Capital Outlay</i>		-	-	-	-	-	-	-	-	-	-	-	-	-	-	-	-	-	-	-	-	
<b>TOTAL, PROGRAM, FY 2020 BUDGET COMPREHENSIVE RELEASE</b>		<b>678,757</b>	<b>39,251</b>	<b>639,506</b>	<b>47,905</b>	<b>48,882</b>	<b>56,919</b>	<b>153,706</b>	<b>53,572</b>	<b>54,765</b>	<b>56,888</b>	<b>165,225</b>	<b>53,553</b>	<b>52,548</b>	<b>56,284</b>	<b>162,385</b>	<b>52,440</b>	<b>53,430</b>	<b>52,320</b>	<b>158,190</b>	<b>639,506</b>	

PARTICULAR	UACS CODE	TOTAL PROGRAM	TAX REM. ADVICE (TRA)	FULL YEAR REQUIREMENT																	Full Year TOTAL
				NET PROGRAM	QUARTER 1				QUARTER 2				QUARTER 3				QUARTER 4				
					JAN	FEB	MAR	TOTAL	APRIL	MAY	JUNE	TOTAL	JULY	AUG	SEPT	TOTAL	OCT	NOV	DEC	TOTAL	
(1)	(2)	(3)	(4)	(5)	(6)	(7)	(8)	9=6+7+8	(10)	(11)	(12)	13=10+11+12	(14)	(15)	(16)	17=14+15+16	(18)	(19)	(20)	21=18+19+20	(22)
Personal Services (PS)		177,118	14,169	162,949	11,882	11,883	11,883	35,648	13,920	14,931	13,920	42,771	13,919	13,920	13,920	41,759	13,919	14,931	13,921	42,771	162,949
Maintenance and Other Operating Expenses (MOOE)		501,639	25,082	476,557	36,023	36,999	45,036	118,058	39,652	39,834	42,968	122,454	39,634	38,628	42,364	120,626	38,521	38,499	38,399	115,419	476,557
Capital Outlay (CO)		-	-	-	-	-	-	-	-	-	-	-	-	-	-	-	-	-	-	-	-
FOR LATER RELEASE																					
Normalization Program in the Bangsamoro-Project	291004141100003	500,000	-	500,000	-	19,138	-	19,138	432,776	-	-	432,776	48,086	-	-	48,086	-	-	-	-	500,000
Maintenance and Other Operating Expenses (MOOE)		500,000	-	500,000	-	19,138	-	19,138	432,776	-	-	432,776	48,086	-	-	48,086	-	-	-	-	500,000
PAMANA MONITORING AND ADMIN COST		7,500	375	7,125	5	269	1,053	1,327	1,182	413	367	1,962	993	413	605	2,011	991	413	421	1,825	7,125
Maintenance and Other Operating Expenses (MOOE)		7,500	375	7,125	5	269	1,053	1,327	1,182	413	367	1,962	993	413	605	2,011	991	413	421	1,825	7,125
PAMANA PROJECTS	320100000000000	642,500	-	642,500	-	-	-	-	528,540	-	-	528,540	-	-	10,390	10,390	103,570	-	-	103,570	642,500
Maintenance and Other Operating Expenses (MOOE)		642,500	-	642,500	-	-	-	-	528,540	-	-	528,540	-	-	10,390	10,390	103,570	-	-	103,570	642,500
Automatic Appropriation		-	-	-	-	-	-	-	-	-	-	-	-	-	-	-	-	-	-	-	-
Special Purpose Fund		-	-	-	-	-	-	-	-	-	-	-	-	-	-	-	-	-	-	-	-
TOTAL, PROGRAM, FY 2020 BUDGET LATER RELEASE		1,150,000	375	1,149,625	5	19,407	1,053	20,465	962,498	413	367	963,278	49,079	413	10,995	60,487	104,561	413	421	105,395	1,149,625
Maintenance and Other Operating Expenses (MOOE)		1,150,000	375	1,149,625	5	19,407	1,053	20,465	962,498	413	367	963,278	49,079	413	10,995	60,487	104,561	413	421	105,395	1,149,625
Automatic Appropriation		-	-	-	-	-	-	-	-	-	-	-	-	-	-	-	-	-	-	-	-
Special Purpose Fund		-	-	-	-	-	-	-	-	-	-	-	-	-	-	-	-	-	-	-	-
TOTAL, PROGRAM, FY 2020 BUDGET		1,828,757	39,626	1,789,131	47,910	68,289	57,972	174,171	1,016,070	55,178	57,255	1,128,503	102,632	52,961	67,279	222,872	157,001	53,843	52,741	263,585	1,789,131
Personal Services (PS)		177,118	14,169	162,949	11,882	11,883	11,883	35,648	13,920	14,931	13,920	42,771	13,919	13,920	13,920	41,759	13,919	14,931	13,921	42,771	162,949
Maintenance and Other Operating Expenses (MOOE)		1,651,639	25,457	1,626,182	36,028	56,406	46,089	138,523	1,002,150	40,247	43,335	1,085,732	88,713	39,041	53,359	181,113	143,082	38,912	38,820	220,814	1,626,182
Capital Outlay (CO)		-	-	-	-	-	-	-	-	-	-	-	-	-	-	-	-	-	-	-	-
PART B																					
PRIOR YEAR OBLIGATIONS																					
Prior Year Accounts Payable		273,423	3,622	269,801	-	185,899	83,902	269,801	-	-	-	-	-	-	-	-	-	-	-	-	269,801
Personal Services (PS)		4,154	348	3,806	-	-	3,806	3,806	-	-	-	-	-	-	-	-	-	-	-	-	3,806
Maintenance and Other Operating Expenses (MOOE)		262,655	2,932	259,723	-	185,899	73,824	259,723	-	-	-	-	-	-	-	-	-	-	-	-	259,723
Capital Outlay (CO)		6,614	342	6,272	-	-	6,272	6,272	-	-	-	-	-	-	-	-	-	-	-	-	6,272
Net Yet Due and Demandable Obligations																					
CONTINUING APPROPRIATION																					
REGULAR FUND 2019		116,646	6,213	110,433	-	-	3,459	3,459	17,970	11,043	13,107	42,120	6,957	5,670	18,307	30,934	6,018	6,896	21,006	33,920	110,433
Personal Services (PS)		12,690	1,015	11,675	-	-	-	-	2,162	412	1,396	3,970	464	277	1,492	2,233	618	503	4,351	5,472	11,675

PARTICULAR	UACS CODE	TOTAL PROGRAM	TAX REM. ADVICE (TRA)	FULL YEAR REQUIREMENT																	Full Year TOTAL						
				NET PROGRAM	QUARTER 1				QUARTER 2				QUARTER 3				QUARTER 4										
					JAN	FEB	MAR	TOTAL	APRIL	MAY	JUNE	TOTAL	JULY	AUG	SEPT	TOTAL	OCT	NOV	DEC	TOTAL							
(1)	(2)	(3)	(4)	(5)	(6)	(7)	(8)	9=6+7+8	(10)	(11)	(12)	13=10+11+12	(14)	(15)	(16)	17=14+15+16	(18)	(19)	(20)	21=18+19+20	(22)						
Maintenance and Other Operating Expenses (MOOE)		103,956	5,198	98,758			3,459	3,459	15,808	10,631	11,711	38,150	6,493	5,393	16,815	28,701	5,400	6,393	16,655	28,448	98,758						
CONTINGENT FUND MNLF		20,953	1,048	19,905	-	-	-	-	2,152	2,152	2,690	6,994	2,152	2,152	2,152	6,456	2,152	2,152	2,151	6,455	19,905						
Maintenance and Other Operating Expenses (MOOE)		20,953	1,048	19,905				-	2,152	2,152	2,690	6,994	2,152	2,152	2,152	6,456	2,152	2,152	2,151	6,455	19,905						
CONTINGENT FUND LPE		38,634	842	37,792	-	-	-	-	6,116	4,632	4,228	14,976	5,417	4,038	2,688	12,143	6,197	3,263	1,213	10,673	37,792						
Maintenance and Other Operating Expenses (MOOE)		38,634	842	37,792				-	6,116	4,632	4,228	14,976	5,417	4,038	2,688	12,143	6,197	3,263	1,213	10,673	37,792						
CONTINGENT FUND NORMALIZATION		676,200	33,810	642,390	-	-	16,097	16,097	260,980	46,903	45,151	353,034	81,472	33,037	39,720	154,229	51,030	33,094	34,906	119,030	642,390						
Maintenance and Other Operating Expenses (MOOE)		676,200	33,810	642,390			16,097	16,097	260,980	46,903	45,151	353,034	81,472	33,037	39,720	154,229	51,030	33,094	34,906	119,030	642,390						
<b>TOTAL, CONTINUING APPROPRIATION FOR CY 2020</b>		<b>852,433</b>	<b>41,913</b>	<b>810,520</b>	<b>-</b>	<b>-</b>	<b>19,556</b>	<b>19,556</b>	<b>287,218</b>	<b>64,730</b>	<b>65,176</b>	<b>417,124</b>	<b>95,998</b>	<b>44,897</b>	<b>62,867</b>	<b>203,762</b>	<b>65,397</b>	<b>45,405</b>	<b>59,276</b>	<b>170,078</b>	<b>810,520</b>						
Personal Services (PS)		12,690	1,015	11,675	-	-	-	-	2,162	412	1,396	3,970	464	277	1,492	2,233	618	503	4,351	5,472	11,675						
Maintenance and Other Operating Expenses (MOOE)		839,743	40,897	798,846	-	-	19,556	19,556	285,056	64,318	63,780	413,154	95,534	44,620	61,375	201,529	64,779	44,902	54,925	164,606	798,845						
Capital Outlay (CO)		-	-	-	-	-	-	-	-	-	-	-	-	-	-	-	-	-	-	-	-						
<b>TOTAL, DISBURSEMENT PROGRAM</b>		<b>2,954,613</b>	<b>85,161</b>	<b>2,869,452</b>	<b>47,910</b>	<b>254,188</b>	<b>161,430</b>	<b>463,528</b>	<b>1,303,288</b>	<b>119,908</b>	<b>122,431</b>	<b>1,545,627</b>	<b>198,630</b>	<b>97,858</b>	<b>130,146</b>	<b>426,634</b>	<b>222,398</b>	<b>99,248</b>	<b>112,017</b>	<b>433,663</b>	<b>2,869,452</b>						
Personal Services (PS)		193,962	15,533	178,429	11,882	11,883	15,689	39,454	16,082	15,343	15,316	46,741	14,383	14,197	15,412	43,992	14,537	15,434	18,272	48,243	178,430						
Maintenance and Other Operating Expenses (MOOE)		2,754,037	69,286	2,684,751	36,028	242,305	139,469	417,802	1,287,206	104,565	107,115	1,498,886	184,247	83,661	114,734	382,642	207,861	83,814	93,745	385,420	2,684,750						
Capital Outlay (CO)		6,614	342	6,272	-	-	6,272	6,272	-	-	-	-	-	-	-	-	-	-	-	-	6,272						
<b>Recapitulation by MFO:</b>																											
MFO 1: Technical Advisory and Support Services on the Comprehensive Peace Process		2,954,613	85,161	2,869,452	47,910	254,188	161,430	463,528	1,303,288	119,908	122,431	1,545,627	198,630	97,858	130,146	426,634	222,398	99,248	112,017	433,663	2,869,452						
<b>PART B</b>																											
Major Programs/Projects																											
KRA NO. 4 - Just and Lasting Peace and the Rule of Law																											
Prepared by:	Certified by:										Approved by:					Date:											
 Carissa L. Cruz, CPA Accountant III/Budget Officer	 SUSIMA A. CRETENCIO Peace Program Officer III/Accounting Division										 LEILANNIE T. DISOMANGCOP, CPA Peace Program Officer IV / Accounting Division					 SECRETARY CARLITO G. GALVEZ JR. Presidential Adviser For Peace, Reconciliation and Unity (PAPRU)						14-Feb-20 MO/Day/YEAR					

**FY 2020 MONTHLY DISBURSEMENT PROGRAM**  
(In Thousand Pesos)


Department : Other Executive Offices  
 Agency : Office of the Presidential Adviser on the Peace Process  
 Operating Unit : N/A  
 Organization Code : 260260000000  
 (UACS)

Particulars	UACS CODE	Total Programs	Tax Rem Advice (TRA)	Net Program	Full Year Requirement																
					Quarter 1				Quarter 2				Quarter 3				Quarter 4				Full Year
					Jan	Feb	March	Sub Total	April	May	June	Sub Total	July	Aug	Sep	Sub Total	Oct	Nov	Dec	Sub Total	Total
1	2	3	4	5	6	7	8	9=6+7+8	10	11	12	13=10+11+12	14	15	16	17=14+15+16	18	19	20	21=18+19+20	22
Part A		678,757	39,251	639,506	47,905	48,882	56,919	153,706	53,572	54,765	56,888	165,225	53,553	52,548	56,284	162,385	52,440	53,430	52,320	158,190	639,506
I. NOTICE OF CASH ALLOCATION		678,757	39,251	639,506	47,905	48,882	56,919	153,706	53,572	54,765	56,888	165,225	53,553	52,548	56,284	162,385	52,440	53,430	52,320	158,190	639,506
A. FISCAL YEAR'S (FY) BUDGET		678,757	39,251	639,506	47,905	48,882	56,919	153,706	53,572	54,765	56,888	165,225	53,553	52,548	56,284	162,385	52,440	53,430	52,320	158,190	639,506
New General Appropriations		678,757	39,251	639,506	47,905	48,882	56,919	153,706	53,572	54,765	56,888	165,225	53,553	52,548	56,284	162,385	52,440	53,430	52,320	158,190	639,506
COMPREHENSIVE RELEASE		678,757	39,251	639,506	47,905	48,882	56,919	153,706	53,572	54,765	56,888	165,225	53,553	52,548	56,284	162,385	52,440	53,430	52,320	158,190	639,506
Current Year		678,757	39,251	639,506	47,905	48,882	56,919	153,706	53,572	54,765	56,888	165,225	53,553	52,548	56,284	162,385	52,440	53,430	52,320	158,190	639,506
Specific Budgets of National Government Agencies	1101101	678,757	39,251	639,506	47,905	48,882	56,919	153,706	53,572	54,765	56,888	165,225	53,553	52,548	56,284	162,385	52,440	53,430	52,320	158,190	639,506
PS		177,118	14,169	162,949	11,882	11,883	11,883	35,648	13,920	14,931	13,920	42,771	13,919	13,920	13,920	41,759	13,919	14,931	13,921	42,771	162,949
MOOE		501,639	25,082	476,557	36,023	36,999	45,036	118,058	39,652	39,834	42,968	122,454	39,634	38,628	42,364	120,626	38,521	38,499	38,399	115,419	476,557
CO							0	0				0				0				0	0
PROGRAM, FY BUDGET		678,757	39,251	639,506	47,905	48,882	56,919	153,706	53,572	54,765	56,888	165,225	53,553	52,548	56,284	162,385	52,440	53,430	52,320	158,190	639,506
PS		177,118	14,169	162,949	11,882	11,883	11,883	35,648	13,920	14,931	13,920	42,771	13,919	13,920	13,920	41,759	13,919	14,931	13,921	42,771	162,949
MOOE		501,639	25,082	476,557	36,023	36,999	45,036	118,058	39,652	39,834	42,968	122,454	39,634	38,628	42,364	120,626	38,521	38,499	38,399	115,419	476,557
CO				0				0				0				0				0	0
TOTAL NCA PROGRAM		678,757	39,251	639,506	47,905	48,882	56,919	153,706	53,572	54,765	56,888	165,225	53,553	52,548	56,284	162,385	52,440	53,430	52,320	158,190	639,506
PS		177,118	14,169	162,949	11,882	11,883	11,883	35,648	13,920	14,931	13,920	42,771	13,919	13,920	13,920	41,759	13,919	14,931	13,921	42,771	162,949
MOOE		501,639	25,082	476,557	36,023	36,999	45,036	118,058	39,652	39,834	42,968	122,454	39,634	38,628	42,364	120,626	38,521	38,499	38,399	115,419	476,557
CO				0				0				0				0				0	0
IV. TAX REMITTANCE ADVICE		678,757	39,251	639,506	1,593	2,240	3,438	7,271	3,144	3,949	3,254	10,347	3,540	3,290	3,520	10,350	3,104	4,201	3,978	11,283	39,251
PS		177,118	14,169	162,949	1,078	1,024	1,114	3,216	1,024	1,790	1,024	3,838	1,024	1,024	1,024	3,072	1,024	1,920	1,099	4,043	14,169
MOOE		501,639	25,082	476,557	515	1,216	2,324	4,055	2,120	2,159	2,230	6,509	2,516	2,266	2,496	7,278	2,080	2,281	2,879	7,240	25,082
CO				0				0				0				0				0	0
VI. TOTAL DISBURSEMENT PROGRAM		678,757	39,251	639,506	47,905	48,882	56,919	153,706	53,572	54,765	56,888	165,225	53,553	52,548	56,284	162,385	52,440	53,430	52,320	158,190	639,506
PS		177,118	14,169	162,949	11,882	11,883	11,883	35,648	13,920	14,931	13,920	42,771	13,919	13,920	13,920	41,759	13,919	14,931	13,921	42,771	162,949
MOOE		501,639	25,082	476,557	36,023	36,999	45,036	118,058	39,652	39,834	42,968	122,454	39,634	38,628	42,364	120,626	38,521	38,499	38,399	115,419	476,557
FINEX																					
CO		0	0	0	0	0	0	0	0	0	0	0	0	0	0	0	0	0	0	0	0
FOR LATER RELEASE																					


Particulars	UACS CODE	Total Programs	Tax Rem Advice (TRA)	Net Program	Full Year Requirement																
					Quarter 1				Quarter 2				Quarter 3				Quarter 4				Full Year
					Jan	Feb	March	Sub Total	April	May	June	Sub Total	July	Aug	Sep	Sub Total	Oct	Nov	Dec	Sub Total	Total
1	2	3	4	5	6	7	8	9=6+7+8	10	11	12	13=10+11+12	14	15	16	17=14+15+16	18	19	20	21=18+19+20	22
Current Year																					
Specific Budgets of National Government Agencies																					
(Program and Locally Funded Projects)																					
		1,150,000	375	1,149,625	5	269	20,191	20,465	962,498	413	367	963,278	49,079	413	10,995	60,487	104,561	413	421	105,395	1,149,625
MOOE		1,150,000	375	1,149,625	5	269	20,191	20,465	962,498	413	367	963,278	49,079	413	10,995	60,487	104,561	413	421	105,395	1,149,625
A. PAMANA - GAAS		7,500	375	7,125	5	269	1,053	1,327	1,182	413	367	1,962	993	413	605	2,011	991	413	421	1,825	7,125
MOOE		7,500	375	7,125	5	269	1,053	1,327	1,182	413	367	1,962	993	413	605	2,011	991	413	421	1,825	7,125
B. PAMANA - PROJECTS		642,500	-	642,500	-	-	-	-	528,540	-	-	528,540	-	-	10,390	10,390	103,570	-	-	103,570	642,500
MOOE		642,500	0	642,500	-	-	-	0	528,540	-	-	528,540	-	-	10,390	10,390	103,570	-	-	103,570	642,500
C. NORMALIZATION PROGRAM IN THE BANGSAMORO PROJECTS		500,000	-	500,000	-	-	19,138	19,138	432,776	-	-	432,776	48,086	-	-	48,086	-	-	-	-	500,000
MOOE		500,000	0	500,000	-	-	19,138	19,138	432,776	-	-	432,776	48,086	-	-	48,086	-	-	-	0	500,000
<b>Part B</b>																					
<b>PRIOR YEAR OBLIGATIONS</b>																					
I. PRIOR YEAR ACCOUNTS PAYABLE		273,423	3,622	269,801	0	185,899	83,902	269,801	0	0	0	0	0	0	0	0	0	0	0	0	269,801
PS		4,154	348	3,806			3,806	3,806				-				-					3,806
MOOE		262,655	2,932	259,723		185,899	73,824	259,723				-				-					259,723
CO		6,614	342	6,272			6,272	6,272													6,272
<b>Part C</b>																					
<b>CONTINUING APPROPRIATION</b>																					
		852,433	41,913	810,520	-	-	19,556	19,556	287,218	64,730	65,176	417,124	95,998	44,897	62,867	203,762	65,397	45,405	59,276	170,078	810,520
PS		12,690	1,015	11,675	-	-	-	-	2,162	412	1,396	3,970	464	277	1,492	2,233	618	503	4,351	5,472	11,675
MOOE		839,743	40,898	798,846	-	-	19,556	19,556	285,056	64,318	63,780	413,154	95,534	44,620	61,375	201,529	64,779	44,902	54,925	164,606	798,846
A. REGULAR FUND		116,646	6,213	110,433	-	-	3,459	3,459	17,970	11,043	13,107	42,120	6,957	5,670	18,307	30,934	6,018	6,896	21,006	33,920	110,433
PS		12,690	1,015	11,675				-	2,162	412	1,396	3,970	464	277	1,492	2,233	618	503	4,351	5,472	11,675
MOOE		103,956	5,198	98,758			3,459	3,459	15,808	10,631	11,711	38,150	6,493	5,393	16,815	28,701	5,400	6,393	16,655	28,448	98,758
B. CONTINGENT FUND - MNLF		20,953	1,048	19,905	-	-	-	-	2,152	2,152	2,690	6,994	2,152	2,152	2,152	6,456	2,152	2,152	2,151	6,455	19,905
MOOE		20,953	1,048	19,905				-	2,152	2,152	2,690	6,994	2,152	2,152	2,152	6,456	2,152	2,152	2,151	6,455	19,905
C. CONTINGENT FUND - LPE		38,634	842	37,792	-	-	-	-	6,116	4,632	4,228	14,976	5,417	4,038	2,688	12,143	6,197	3,263	1,213	10,673	37,792
MOOE		38,634	842	37,792				-	6,116	4,632	4,228	14,976	5,417	4,038	2,688	12,143	6,197	3,263	1,213	10,673	37,792
D. CONTINGENT FUND - NORMALIZATION		676,200	33,810	642,390	-	-	16,097	16,097	260,980	46,903	45,151	353,034	81,472	33,037	39,720	154,229	51,030	33,094	34,906	119,030	642,390

Particulars	UACS CODE	Total Programs	Tax Rem Advice (TRA)	Net Program	Full Year Requirement																	
					Quarter 1				Quarter 2				Quarter 3				Quarter 4				Full Year	
					Jan	Feb	March	Sub Total	April	May	June	Sub Total	July	Aug	Sep	Sub Total	Oct	Nov	Dec	Sub Total	Total	
1	2	3	4	5	6	7	8	9=6+7+8	10	11	12	13=10+11+12	14	15	16	17=14+15+16	18	19	20	21=18+19+20	22	
MOOE		676,200	33,810	642,390			16,097	16,097	260,980	46,903	45,151	353,034	81,472	33,037	39,720	154,229	51,030	33,094	34,906	119,030	642,390	

Prepared By:   
 Carlissa L. Cruz, CFA  
 Budget Officer  
 Date: 14/February/2020

  
 Susima A. Gretencio  
 Accounting Division  
 Date: 14/February/2020

In Coordination With:-  
  
 Disomangcop, Lellannie T.  
 Accountant  
 Date: 14/February/2020

  
 Almarlo, Ma. Corazon B.  
 OIC-Finance  
 Date: 14/February/2020

Approved By:   
 Secretary Carlito G. Galvez Jr.  
 Presidential Adviser on Peace Reconciliation and Unity  
 Date: 14/February/2020