

FY 2020 FINANCIAL PLAN
(In Thousand Pesos)

Department: Other Executive Offices

Agency: Office of the Presidential Adviser on the Peace Process

Operating Unit: N/A

Organization Code (UACS): 260260000000

Particulars	UACS CODE	Current Year's Obligation FY 2019			Budget Year Obligation Program FY 2020										
		Actual Jan.1- Sept.30	Estimate Oct.1- Dec.31	Total 5= 3+4	Total 6= 11+16	COMPREHENSIVE RELEASE					FOR LATER RELEASE(Negative List)				
						Q1	Q2	Q3	Q4	Sub Total 11= 7+8+9+10	Q1	Q2	Q3	Q4	Sub Total 16= 12+13+ 14+15
1	2	3	4	5= 3+4	6= 11+16	7	8	9	10	11= 7+8+9+10	12	13	14	15	16= 12+13+ 14+15
Part A															
Specific Budgets of National Government Agencies	101101	414,605	274,054	688,659	1,828,757	162,470	177,543	165,353	173,391	678,757	20,535	963,281	60,592	105,592	1,150,000
REGULAR FUNDS															
Personnel Services (PS)		99,871	78,321	178,192	177,118	39,532	48,644	38,379	50,563	177,118	-	-	-	-	-
General Administration and Support Service	01101101	46,539	-	46,539	45,465	10,143	12,490	9,842	12,990	45,465	-	-	-	-	-
MFO1: Technical Advisory and Support Service on the Comprehensive Peace Process	01101101	42,116	73,621	115,737	115,737	25,851	31,758	25,071	33,057	115,737	-	-	-	-	-
Locally-Funded Projects															
Social Protection															
Peace and Development															
Implementation of the Socio-Economic Component of the Normalization Process	01101101	11,216	4,700	15,916	15,916	3,538	4,396	3,466	4,516	15,916	-	-	-	-	-

Particulars	UACS CODE	Current Year's Obligation FY 2019			Budget Year Obligation Program FY 2020										
		Actual Jan.1- Sept.30	Estimate Oct.1- Dec.31	Total	Total	COMPREHENSIVE RELEASE					FOR LATER RELEASE(Negative List)				
						Q1	Q2	Q3	Q4	Sub Total	Q1	Q2	Q3	Q4	Sub Total
1	2	3	4	5= 3+4	6= 11+16	7	8	9	10	11= 7+8+9+10	12	13	14	15	16= 12+13+ 14+15
Maintenance and Other Operating Expenses (MOOE)		314,734	195,733	510,467	1,009,139	122,938	128,899	126,974	122,828	501,639	20,535	434,841	50,202	1,922	507,500
General Administration and Support Service	01101101	103,158	53,079	156,237	166,132	51,797	41,782	36,093	36,460	166,132	-	-	-	-	-
MFO1: Technical Advisory and Support Service on the Comprehensive Peace Process	01101101	148,075	104,710	252,785	271,191	53,878	68,639	72,080	69,094	263,691	1,397	2,065	2,116	1,922	7,500
Locally-Funded Projects															
Social Protection															
Peace and Development															
Implementation of the Socio-Economic Component of the Normalization Process	01101101	63,501	37,944	101,445	71,816	17,263	18,478	18,801	17,274	71,816	-	-	-	-	-
Implementation of the Socio-Economic Component of the Normalization Process - PROJECTS	01101101	-	-	-	500,000	-	-	-	-	-	19,138	432,776	48,086	-	500,000
Social Entrepreneurship (DTI)		-	-	-	100,000	-	-	-	-	-	-	90,000	10,000	-	100,000

Particulars	UACS CODE	Current Year's Obligation FY 2019			Budget Year Obligation Program FY 2020										
		Actual	Estimate	Total	Total	COMPREHENSIVE RELEASE					FOR LATER RELEASE(Negative List)				
		Jan.1-Sept.30	Oct.1-Dec.31			Q1	Q2	Q3	Q4	Sub Total	Q1	Q2	Q3	Q4	Sub Total
1	2	3	4	5= 3+4	6= 11+16	7	8	9	10	11= 7+8+9+10	12	13	14	15	16= 12+13+14+15
PHILHEALTH Insurance (PHILHEALTH)		-	-	-	16,800	-	-	-	-	-	-	15,120	1,680	-	16,800
DSWD Additional cash assistance for 145 DCs under Phase 1 (DSWD)		-	-	-	14,500	-	-	-	-	-	14,500	-	-	-	14,500
Study Grant (CHED)		-	-	-	56,551	-	-	-	-	-	-	50,896	5,655	-	56,551
Disposal of ammunitions under Phase 2 (AFP)		-	-	-	4,638	-	-	-	-	-	4,638	-	-	-	4,638
Rural Health units with birthing clinics (DOH)		-	-	-	82,200	-	-	-	-	-	-	73,980	8,220	-	82,200
Irrigation system (NIA)		-	-	-	110,000	-	-	-	-	-	-	99,000	11,000	-	110,000
Normalization monitoring and evaluation system (DICT)		-	-	-	25,000	-	-	-	-	-	-	22,500	2,500	-	25,000
Alternative Learning System (DEPED)		-	-	-	90,311	-	-	-	-	-	-	81,280	9,031	-	90,311
Implementation of the PAMANA PROGRAMS	01101101	-	-	-	642,500	-	-	-	-	-	-	528,440	10,390	103,670	642,500
WATER SUPPLY SYSTEM LEVEL 1 - BALUARTE, SALCEDO (BAUGEN), ILOCOS SUR					1,000	-	-	-	-	-	-	800	-	200	1,000
WATER SUPPLY SYSTEM LEVEL 1 IN CAMANGGAAN, SANTA CRUZ, ILOCOS SUR					1,000	-	-	-	-	-	-	800	-	200	1,000
WATER SUPPLY SYSTEM LEVEL 1 IN SAN JOSE, SANTA CRUZ, ILOCOS SUR					1,000	-	-	-	-	-	-	800	-	200	1,000

Particulars	UACS CODE	Current Year's Obligation FY 2019			Budget Year Obligation Program FY 2020										
		Actual Jan.1- Sept.30	Estimate Oct.1- Dec.31	Total 3+4	Total 6= 11+16	COMPREHENSIVE RELEASE					FOR LATER RELEASE(Negative List)				
						Q1	Q2	Q3	Q4	Sub Total 11= 7+8+9+10	Q1	Q2	Q3	Q4	Sub Total 16= 12+13+ 14+15
1	2	3	4	5= 3+4	6= 11+16	7	8	9	10	11= 7+8+9+10	12	13	14	15	16= 12+13+ 14+15
2-CLASSROOM SCHOOL BUILDING IN BUCLIC, SANTA LUCIA, ILOCOS SUR					1,400	-	-	-	-	-	-	1,120	-	280	1,400
WATER SUPPLY SYSTEM LEVEL 2, SUAGAYAN, SANTA LUCIA, ILOCOS SUR					1,000	-	-	-	-	-	-	800	-	200	1,000
CONSTRUCTION OF COMFORT ROOMS WITH SEPTIC TANKS IN HOTSPRING, ASINGA-VIA, BAGGAO, CAGAYAN					1,000	-	-	-	-	-	-	800	-	200	1,000
CONSTRUCTION OF SOLAR DRYER IN NIUG NORTE, SANTO NINO (FAIRE), CAGAYAN					500	-	-	-	-	-	-	450	-	50	500
CONSTRUCTION OF MULTI-PURPOSE HALL WITH SOLAR DRYER IN MAPITAC, SANTO NINO, CAGAYAN					1,000	-	-	-	-	-	-	900	-	100	1,000
MULTI-PURPOSE HALL IN ZONE 5, CALASSITAN, SANTO NINO (FAIRE), CAGAYAN					1,000	-	-	-	-	-	-	800	-	200	1,000
HEALTH CENTER IN ZONE 5, CALASSITAN, SANTO NINO (FAIRE), CAGAYAN					1,000	-	-	-	-	-	-	800	-	200	1,000
MULTI-PURPOSE DRYING PAVEMENT IN YEBAN NORTE, YEBAN SUR, MALUNO SUR AND SAN FRANCISCO OF BENITO SOLIVEN, ISABELA					1,000	-	-	-	-	-	-	900	-	100	1,000
2-CLASSROOM SCHOOL BUILDING IN DIASAN, ECHAGUE, ISABELA					1,400	-	-	-	-	-	-	1,120	-	280	1,400
2-CLASSROOM SCHOOL BUILDING IN MABBAYAD, ECHAQUE, ISABELA					1,400	-	-	-	-	-	-	1,120	-	280	1,400

Particulars	UACS CODE	Current Year's Obligation FY 2019			Budget Year Obligation Program FY 2020										
		Actual	Estimate	Total	Total	COMPREHENSIVE RELEASE					FOR LATER RELEASE(Negative List)				
		Jan.1-Sept.30	Oct.1-Dec.31			Q1	Q2	Q3	Q4	Sub Total	Q1	Q2	Q3	Q4	Sub Total
1	2	3	4	5= 3+4	6= 11+16	7	8	9	10	11= 7+8+9+10	12	13	14	15	16= 12+13+14+15
CONSTRUCTION OF DRYING PAVEMENT IN NAMNAMA, JONES, ISABELA					500	-	-	-	-	-	-	450	-	50	500
CONSTRUCTION OF DRYING PAVEMENT IN JONES, ISABELA					500	-	-	-	-	-	-	450	-	50	500
CONSTRUCTION OF 2 UNITS MULTI-PURPOSE DRYING PAVEMENT IN DICAMAY, SAN MARIANO, ISABELA					1,000	-	-	-	-	-	-	900	-	100	1,000
MULTI-PURPOSE DRYING PAVEMENT IN TAPPA, GANGALAN, CADSALAN, IBUJAN, BUYASAN AND DICAMAY OF SAN MARIANO, ISABELA					1,000	-	-	-	-	-	-	900	-	100	1,000
CONSTRUCTION OF TWO (2) UNITS DUG WELL IN IBUJAN, SAN MARIANO, ISABELA					300	-	-	-	-	-	-	300	-	-	300
CONSTRUCTION OF TWO (2) UNITS DUG WELL IN CADSALAN, SAN MARIANO, ISABELA					300	-	-	-	-	-	-	300	-	-	300
CONSTRUCTION OF TWO (2) UNITS DUG WELL IN BUYASAN, SAN MARIANO, ISABELA					300	-	-	-	-	-	-	300	-	-	300
CONSTRUCTION OF TWO (2) UNITS DUG WELL IN DICAMAY, SAN MARIANO, ISABELA					300	-	-	-	-	-	-	300	-	-	300
CONSTRUCTION OF TWO (2) UNITS DUG WELL IN DIBULUAN, SAN MARIANO, ISABELA					300	-	-	-	-	-	-	300	-	-	300

Particulars	UACS CODE	Current Year's Obligation FY 2019			Budget Year Obligation Program FY 2020										
		Actual	Estimate	Total	Total	COMPREHENSIVE RELEASE					FOR LATER RELEASE(Negative List)				
		Jan.1-Sept.30	Oct.1-Dec.31			Q1	Q2	Q3	Q4	Sub Total	Q1	Q2	Q3	Q4	Sub Total
1	2	3	4	5= 3+4	6= 11+16	7	8	9	10	11= 7+8+9+10	12	13	14	15	16= 12+13+14+15
CONSTRUCTION OF TWO (2) UNITS DUG WELL IN DISULAP, SAN MARIANO, ISABELA					300	-	-	-	-	-	-	300	-	-	300
CONSTRUCTION OF TWO (2) UNITS DUG WELL IN CASALA, SAN MARIANO, ISABELA					300	-	-	-	-	-	-	300	-	-	300
CONSTRUCTION OF TWO (2) UNITS DUG WELL IN DARAGUTAN (WEST), SAN MARIANO, ISABELA					300	-	-	-	-	-	-	300	-	-	300
CONSTRUCTION OF TWO (2) UNITS DUG WELL IN SAN JOSE, SAN MARIANO, ISABELA					300	-	-	-	-	-	-	300	-	-	300
SOLAR DRYER IN LUKIDNON, DUPAX DEL SUR, NUEVA VIZCAYA					500	-	-	-	-	-	-	450	-	50	500
ELECTRIFICATION IN MAIBOY, PULONG SAMPALOC, DOÑA REMEDIOS TRINIDAD, BULACAN					1,000	-	-	-	-	-	-	800	-	200	1,000
ELECTRIFICATION IN PEREZ, TALBAK, DOÑA REMEDIOS TRINIDAD, BULACAN					1,000	-	-	-	-	-	-	800	-	200	1,000
WATER SUPPLY SYSTEM LEVEL 2 IN LABI, BONGABON, NUEVA ECIJA					1,000	-	-	-	-	-	-	800	-	200	1,000
SOLAR DRYER IN SALAZAR, CARRANGLAN, NUEVA ECIJA					500	-	-	-	-	-	-	450	-	50	500
CONSTRUCTION OF HANGING BRIDGE IN MALIGAYA, PUTLAN, CARRANGLAN, NUEVA ECIJA					1,000	-	-	-	-	-	-	800	-	200	1,000
WATER SUPPLY SYSTEM IN BUTULAN, BURGOS, CARRANGLAN, NUEVA ECIJA					1,000	-	-	-	-	-	-	800	-	200	1,000

Particulars	UACS CODE	Current Year's Obligation FY 2019			Budget Year Obligation Program FY 2020										
		Actual	Estimate	Total	Total	COMPREHENSIVE RELEASE					FOR LATER RELEASE(Negative List)				
		Jan.1-Sept.30	Oct.1-Dec.31			Q1	Q2	Q3	Q4	Sub Total	Q1	Q2	Q3	Q4	Sub Total
1	2	3	4	5= 3+4	6= 11+16	7	8	9	10	11= 7+8+9+10	12	13	14	15	16= 12+13+14+15
AGRICULTURE LIVELIHOOD PROGRAM IN MARINGALO, BUNGA, CARRANGLAN, NUEVA ECIJA					500	-	-	-	-	-	-	450	50	-	500
PROCUREMENT OF 2 WHEELED TRACTOR WITH ROTARY TILLER IN SAN ANTONIO, CUYAPO, NUEVA ECIJA					500	-	-	-	-	-	-	450	50	-	500
PROCUREMENT OF 2 SETS JET MOTOR WATER PUMP IN SAN ANTONIO, CUYAPO, NUEVA ECIJA					50	-	-	-	-	-	-	50	-	-	50
PROCUREMENT OF 2 WHEELED TRACTOR WITH ROTARY TILLER IN BAGONG BARRIO, GUIMBA, NUEVA ECIJA					500	-	-	-	-	-	-	450	50	-	500
PROCUREMENT OF 2 WHEELED TRACTOR WITH ROTARY TILLER IN MANGGANG MARIKIT, GUIMBA, NUEVA ECIJA					500	-	-	-	-	-	-	450	50	-	500
PROCUREMENT OF 2 WHEELED TRACTOR WITH ROTARY TILLER IN YUSON, GUIMBA, NUEVA ECIJA					500	-	-	-	-	-	-	450	50	-	500
PROCUREMENT OF 2 WHEELED TRACTOR WITH ROTARY TILLER IN SAN AGUSTIN, GUIMBA, NUEVA ECIJA					500	-	-	-	-	-	-	450	50	-	500
MOBILE RICE MILL (ROLLING CONO) IN BAGONG BARRIO, GUIMBA, NUEVA ECIJA					500	-	-	-	-	-	-	450	50	-	500
PROCUREMENT OF 2 SETS JET MOTOR WATER PUMP IN MANGGANG MARIKIT, GUIMBA, NUEVA ECIJA					50	-	-	-	-	-	-	50	-	-	50

Particulars	UACS CODE	Current Year's Obligation FY 2019			Budget Year Obligation Program FY 2020										
		Actual	Estimate	Total	Total	COMPREHENSIVE RELEASE					FOR LATER RELEASE(Negative List)				
		Jan.1-Sept.30	Oct.1-Dec.31	5= 3+4	6= 11+16	Q1	Q2	Q3	Q4	Sub Total	11= 7+8+9+10	Q1	Q2	Q3	Q4
1	2	3	4	5= 3+4	6= 11+16	7	8	9	10	11= 7+8+9+10	12	13	14	15	16= 12+13+ 14+15
PROCUREMENT OF 2 SETS JET MOTOR WATER PUMP IN BUNOL, GUIMBA, NUEVA ECIJA					50	-	-	-	-	-	-	50	-	-	50
PROCUREMENT OF 2 SETS JET MOTOR WATER PUMP IN YUSON, GUIMBA, NUEVA ECIJA					50	-	-	-	-	-	-	50	-	-	50
PROCUREMENT OF 2 SETS JET MOTOR WATER PUMP IN SAN AGUSTIN, GUIMBA, NUEVA ECIJA					50	-	-	-	-	-	-	50	-	-	50
WATER SUPPLY SYSTEM LEVEL 1 IN MAGUISGUIS, BOTOLAN, ZAMBALES					1,000	-	-	-	-	-	-	800	-	200	1,000
WATER SUPPLY SYSTEM LEVEL 1 IN DULAO, MALIBCONG, ABRA					1,000	-	-	-	-	-	-	800	-	200	1,000
WATER SUPPLY SYSTEM LEVEL 1 IN AMTUAGAN, TUBO, ABRA					1,000	-	-	-	-	-	-	800	-	200	1,000
2-CLASSROOM SCHOOL BUILDING IN CAWAYAN, ASIPULO, IFUGAO					1,400	-	-	-	-	-	-	1,120	-	280	1,400
WATER SUPPLY SYSTEM IN PALNGI-GUMHANG, GUMHANG, TINOC, IFUGAO					1,000	-	-	-	-	-	-	800	-	200	1,000
WATER SUPPLY SYSTEM IN LUHONG, TINOC, IFUGAO					1,000	-	-	-	-	-	-	800	-	200	1,000
2-CLASSROOM SCHOOL BUILDING IN MALING (KABUGAO), BALBALAN, KALINGA					1,400	-	-	-	-	-	-	1,120	-	280	1,400
CONSTRUCTION OF FOOT BRIDGE IN POSWOY, BALBALAN, KALINGA					1,000	-	-	-	-	-	-	800	-	200	1,000

Particulars	UACS CODE	Current Year's Obligation FY 2019			Budget Year Obligation Program FY 2020										
		Actual	Estimate	Total	Total	COMPREHENSIVE RELEASE					FOR LATER RELEASE(Negative List)				
		Jan.1-Sept.30	Oct.1-Dec.31			Q1	Q2	Q3	Q4	Sub Total	Q1	Q2	Q3	Q4	Sub Total
1	2	3	4	5= 3+4	6= 11+16	7	8	9	10	11= 7+8+9+10	12	13	14	15	16= 12+13+14+15
WATER SUPPLY SYSTEM IN BEN-AC, DAO-ANGAN, BALBALAN, KALINGA					1,000	-	-	-	-	-	-	800	-	200	1,000
WATER SUPPLY SYSTEM IN POSWAY, BALBALAN, KALINGA					1,000	-	-	-	-	-	-	800	-	200	1,000
HEALTH CENTER IN UPPER UMA, LUBUAGAN, KALINGA					1,000	-	-	-	-	-	-	800	-	200	1,000
COMMUNAL TOILET WITH AMENITIES IN AG-AGAMA, UMA DEL NORTE (WESTERN LUNA UMA), LUBUAGAN, KALINGA					500	-	-	-	-	-	-	400	-	100	500
WATER SUPPLY SYSTEM IN LOWER UMA, LUBUANGAN, KALINGA					1,000	-	-	-	-	-	-	800	-	200	1,000
2-CLASSROOM SCHOOL BUILDING IN BA-AY, PINUKPUK, KALINGA					1,400	-	-	-	-	-	-	1,120	-	280	1,400
CONSTRUCTION OF BEAS AGRICULTURAL TRAMLINE SYSTEM IN MABAAY, BAUKO, MOUNTAIN PROVINCE					1,000	-	-	-	-	-	-	900	-	100	1,000
DAY CARE CENTER IN LEVISTE (TUBAHAN), ROSARIO, BATANGAS					1,000	-	-	-	-	-	-	800	-	200	1,000
WATER SUPPLY SYSTEM IN BULSA, SAN JUAN, BATANGAS					1,000	-	-	-	-	-	-	800	-	200	1,000
DAY CARE CENTER IN PIÑA, TAYSAN, BATANGAS					500	-	-	-	-	-	-	400	-	100	500

Particulars	UACS CODE	Current Year's Obligation FY 2019			Budget Year Obligation Program FY 2020										
		Actual	Estimate	Total	Total	COMPREHENSIVE RELEASE					FOR LATER RELEASE(Negative List)				
		Jan.1-Sept.30	Oct.1-Dec.31	5= 3+4	6= 11+16	Q1	Q2	Q3	Q4	Sub Total	11= 7+8+9+10	Q1	Q2	Q3	Q4
1	2	3	4	5= 3+4	6= 11+16	7	8	9	10	11= 7+8+9+10	12	13	14	15	16= 12+13+ 14+15
WATER SUPPLY SYSTEM IN MINANGA, LUMUTAN, GENERAL NAKAR, QUEZON					1,000	-	-	-	-	-	-	800	-	200	1,000
WATER SUPPLY SYSTEM IN PULANG LUPA, UMIRAY, GENERAL NAKAR, QUEZON					1,000	-	-	-	-	-	-	800	-	200	1,000
WATER SUPPLY SYSTEM IN PUROK 1, SANTO NIÑO ILAYA, LOPEZ, QUEZON					1,000	-	-	-	-	-	-	800	-	200	1,000
WATER SUPPLY SYSTEM, COLONG 1, SAN FRANCISCO B, LOPEZ, QUEZON					1,000	-	-	-	-	-	-	800	-	200	1,000
WATER SUPPLY SYSTEM IN COLONG 2, SAN FRANCISCO B, LOPEZ, QUEZON					1,000	-	-	-	-	-	-	800	-	200	1,000
WATER SUPPLY SYSTEM IN CENTRO, MALABAHAY, MACALELON, QUEZON					1,000	-	-	-	-	-	-	800	-	200	1,000
WATER SUPPLY SYSTEM IN CENTRO, VISTA HERMOSA, MACALELON, QUEZON					1,000	-	-	-	-	-	-	800	-	200	1,000
SOLAR ELECTRIFICATION IN PIAPI, CAGSIAY III, MAUBAN, QUEZON					1,000	-	-	-	-	-	-	800	-	200	1,000
SOLAR ELECTRIFICATION IN LAGYO, CAGSIAY III, MAUBAN, QUEZON					1,000	-	-	-	-	-	-	800	-	200	1,000
WATER SUPPLY SYSTEM IN TANAUAN, REAL, QUEZON					1,000	-	-	-	-	-	-	800	-	200	1,000
SWINE PRODUCTION IN SENTRO, CASAY, SAN FRANCISCO (AURORA), QUEZON					500	-	-	-	-	-	-	450	50	-	500

Particulars	UACS CODE	Current Year's Obligation FY 2019			Budget Year Obligation Program FY 2020										
		Actual	Estimate	Total	Total	COMPREHENSIVE RELEASE					FOR LATER RELEASE(Negative List)				
		Jan.1-Sept.30	Oct.1-Dec.31	5= 3+4	6= 11+16	Q1	Q2	Q3	Q4	Sub Total	11= 7+8+9+10	Q1	Q2	Q3	Q4
1	2	3	4	5= 3+4	6= 11+16	7	8	9	10	11= 7+8+9+10	12	13	14	15	16= 12+13+ 14+15
SWINE PRODUCTION IN CENTRO, SANTO NIÑO, SAN FRANCISCO (AURORA), QUEZON					500	-	-	-	-	-	-	450	50	-	500
COCO, GINGER AND VEGETABLE PRODUCTION ON BOSIG-ON, TAGKAWAYAN, QUEZON					500	-	-	-	-	-	-	450	50	-	500
PALAY AND COCONUT PRODUCTION IN LANDING, TAGKAWAYAN, QUEZON					500	-	-	-	-	-	-	450	50	-	500
PALAY AND COCONUT PRODUCTION IN MAPULOT, TAGKAWAYAN, QUEZON					500	-	-	-	-	-	-	450	50	-	500
COCONUT, GINGER AND VEGETABLE PRODUCTION IN MAGUIBUAY, TAGKAWAYAN, QUEZON					500	-	-	-	-	-	-	450	50	-	500
DEEP WELL IN LICAO-LICAO, MACABUD, RODRIGUEZ (MONTALBAN), RIZAL					500	-	-	-	-	-	-	400	-	100	500
DEEP WELL IN CENTRO, MACABUD, RODRIGUEZ (MONTALBAN), RIZAL					500	-	-	-	-	-	-	400	-	100	500
DEEP WELL IN KARAHUME, MACABUD, RODRIGUEZ (MONTALBAN), RIZAL					500	-	-	-	-	-	-	400	-	100	500
DEEP WELL IN LILID, MACABUD, RODRIGUEZ (MONTALBAN), RIZAL					500	-	-	-	-	-	-	400	-	100	500
WATER SUPPLY SYSTEM IN NAYON, SANTA INEZ, TANAY, RIZAL					1,000	-	-	-	-	-	-	800	-	200	1,000
FOOT BRIDGE IN LUCOTAN, UDALO (CAMURONG), ABRA DE ILOG, OCCIDENTAL MINDORO					1,000	-	-	-	-	-	-	800	-	200	1,000

Particulars	UACS CODE	Current Year's Obligation FY 2019			Budget Year Obligation Program FY 2020										
		Actual	Estimate	Total	Total	COMPREHENSIVE RELEASE					FOR LATER RELEASE(Negative List)				
		Jan.1-Sept.30	Oct.1-Dec.31			Q1	Q2	Q3	Q4	Sub Total	Q1	Q2	Q3	Q4	Sub Total
1	2	3	4	5= 3+4	6= 11+16	7	8	9	10	11= 7+8+9+10	12	13	14	15	16= 12+13+14+15
ITIK EGGS PRODUCTION IN LAUA-AN, POBLACION, ABRA DE ILOG, OCCIDENTAL MINDORO					500	-	-	-	-	-	-	450	50	-	500
WATER SUPPLY SYSTEM IN LUCOTAN, UDALO (CAMURONG), ABRA DE ILOG, OCCIDENTAL MINDORO					1,000	-	-	-	-	-	-	800	-	200	1,000
WATER SUPPLY SYSTEM IN YABANAN, UDALO (CAMURONG), ABRA DE ILOG, OCCIDENTAL MINDORO					1,000	-	-	-	-	-	-	800	-	200	1,000
WATER SUPPLY SYSTEM IN ATIPAN, POBLACION, ABRA DE ILOG, OCCIDENTAL MINDORO					1,000	-	-	-	-	-	-	800	-	200	1,000
WATER SUPPLY SYSTEM IN LAUA-AN, POBLACION, ABRA DE ILOG, OCCIDENTAL MINDORO					1,000	-	-	-	-	-	-	800	-	200	1,000
WATER SUPPLY SYSTEM IN CALINYAWAN, POBLACION, ABRA DE ILOG, OCCIDENTAL MINDORO					1,000	-	-	-	-	-	-	800	-	200	1,000
DAY CARE CENTER IN MANTAY, MONTE CLARO, SAN JOSE, OCCIDENTAL MINDORO					1,000	-	-	-	-	-	-	800	-	200	1,000
FOOT BRIDGE IN IBANAG, NAIBUAN, SAN JOSE, OCCIDENTAL MINDORO					1,000	-	-	-	-	-	-	800	-	200	1,000
WATER TANK AND PUMP IN ILYA I, MONTE CARLO, SAN JOSE, OCCIDENTAL MINDORO					1,000	-	-	-	-	-	-	800	-	200	1,000
FOOT BRIDGE IN TIBOY, BARAS (MANGYAN MINORITY), BACO, ORIENTAL MINDORO					1,000	-	-	-	-	-	-	800	-	200	1,000
HEALTH CENTER IN ALYANON, LISAP, BONGABONG, ORIENTAL MINDORO					1,000	-	-	-	-	-	-	800	-	200	1,000

Particulars	UACS CODE	Current Year's Obligation FY 2019			Budget Year Obligation Program FY 2020										
		Actual	Estimate	Total	Total	COMPREHENSIVE RELEASE					FOR LATER RELEASE(Negative List)				
		Jan.1-Sept.30	Oct.1-Dec.31			Q1	Q2	Q3	Q4	Sub Total	Q1	Q2	Q3	Q4	Sub Total
1	2	3	4	5= 3+4	6= 11+16	7	8	9	10	11= 7+8+9+10	12	13	14	15	16= 12+13+14+15
2-CLASSROOM SCHOOL BUILDING IN MONGOS, HAGAN, BONGABONG, ORIENTAL MINDORO					1,400	-	-	-	-	-	-	1,120	-	280	1,400
2-CLASSROOM SCHOOL BUILDING IN UMABANG, BENLI (MANGYAN SETTLEMENT), BULALACAO (SAN PEDRO), ORIENTAL MINDORO					1,400	-	-	-	-	-	-	1,120	-	280	1,400
ELECTRIFICATION IN CABUYAO, SANTA TERESITA AND PANAYTAYAN, MANSALAY, ORIENTAL MINDORO					1,000	-	-	-	-	-	-	800	-	200	1,000
DAY CARE CENTER IN DANGARE AND PUTING BATO, VILLA CERVEZA, VICTORIA, ORIENTAL MINDORO					1,000	-	-	-	-	-	-	800	-	200	1,000
HEALTH CENTER IN DANGARE AND PUTING BATO, VILLA CERVEZA, VICTORIA, ORIENTAL MINDORO					1,000	-	-	-	-	-	-	800	-	200	1,000
FOOT BRIDGE IN DANGARE AND PUTING BATO, VILLA CERVEZA, VICTORIA, ORIENTAL MINDORO					1,000	-	-	-	-	-	-	800	-	200	1,000
ELECTRIFICATION IN DANGARE AND PUTING BATO, VILLA CERVEZA, VICTORIA, ORIENTAL MINDORO					1,000	-	-	-	-	-	-	800	-	200	1,000
COMMUNAL TOILET AND AMENITIES IN ZONE 1-7, BAGATANGKI, MALINAO, ALBAY					1,000	-	-	-	-	-	-	800	-	200	1,000
WATER SUPPLY SYSTEM IN QUINARABASAHAN, MALINAO, ALBAY					1,000	-	-	-	-	-	-	800	-	200	1,000
COCO-SUGAR AND COCO-TOYO PRODUCTION IN BINAWANGAN, CAPALONGA, CAMARINES NORTE					500	-	-	-	-	-	-	450	50	-	500

Particulars	UACS CODE	Current Year's Obligation FY 2019			Budget Year Obligation Program FY 2020										
		Actual	Estimate	Total	Total	COMPREHENSIVE RELEASE					FOR LATER RELEASE(Negative List)				
		Jan.1-Sept.30	Oct.1-Dec.31			Q1	Q2	Q3	Q4	Sub Total	Q1	Q2	Q3	Q4	Sub Total
1	2	3	4	5= 3+4	6= 11+16	7	8	9	10	11= 7+8+9+10	12	13	14	15	16= 12+13+ 14+15
COCO-TOYO PRODUCTION AND WOOD CARVING IN LUCBANAN, CAPALONGA, CAMARINES NORTE					500	-	-	-	-	-	-	450	50	-	500
WATER SUPPLY SYSTEM IN SAN ANTONIO, CAPALONGA, CAMARINES NORTE					1,000	-	-	-	-	-	-	800	-	200	1,000
WATER SUPPLY SYSTEM IN LUCBANAN, CAPALONGA, CAMARINES NORTE					1,000	-	-	-	-	-	-	800	-	200	1,000
WATER SUPPLY SYSTEM IN ITOK, CAPALONGA, CAMARINES NORTE					1,000	-	-	-	-	-	-	800	-	200	1,000
CROP PRODUCTION, FISH POND (TILAPIA) AND HANDICRAFT (BASKET) IN CABATUHAN, LABO, CAMARINES NORTE					500	-	-	-	-	-	-	450	50	-	500
SEWING PROJECT FOR WOMEN IN DUMAGMANG, LABO, CAMARINES NORTE					500	-	-	-	-	-	-	450	50	-	500
FOOD PROCESSING (KAKANIN) IN EXCIBAN, LABO, CAMARINES NORTE					500	-	-	-	-	-	-	450	50	-	500
FISH POND, CROP PRODUCTION AND SEWING BUSINESS FOR WOMEN IN MACOGON, LABO, CAMARINES NORTE					500	-	-	-	-	-	-	450	50	-	500
CROP PRODUCTION AND FISH PRODUCTION (TILAPIA) IN MALAYA, LABO, CAMARINES NORTE					500	-	-	-	-	-	-	450	50	-	500
CROP PRODUCTION AND SEWING PROJECT FOR WOMEN IN MALIBAGO, LABO, CAMARINES NORTE					500	-	-	-	-	-	-	450	50	-	500

Particulars	UACS CODE	Current Year's Obligation FY 2019			Budget Year Obligation Program FY 2020										
		Actual	Estimate	Total	Total	COMPREHENSIVE RELEASE					FOR LATER RELEASE(Negative List)				
		Jan.1-Sept.30	Oct.1-Dec.31			Q1	Q2	Q3	Q4	Sub Total	Q1	Q2	Q3	Q4	Sub Total
1	2	3	4	5= 3+4	6= 11+16	7	8	9	10	11= 7+8+9+10	12	13	14	15	16= 12+13+14+15
SEWING PROJECT FOR WOMEN IN MAOT, LABO, CAMARINES NORTE					500	-	-	-	-	-	-	450	50	-	500
FOOD PROCESSING IN SUBMAKIN, LABO, CAMARINES NORTE					500	-	-	-	-	-	-	450	50	-	500
WATER SUPPLY SYSTEM IN GUISICAN, LABO, CAMARINES NORTE					1,000	-	-	-	-	-	-	800	-	200	1,000
WATER SUPPLY SYSTEM IN BAYABAS, LABO, CAMARINES NORTE					1,000	-	-	-	-	-	-	800	-	200	1,000
WATER SUPPLY SYSTEM IN BULALA, SANTA ELENA, CAMARINES NORTE					1,000	-	-	-	-	-	-	800	-	200	1,000
LIVELIHOOD SUPPORT PROJECT (FISHING PARAPHERNALIA, LIVESTOCK RAISING, DRESS AND FOOD MAKING, SKILLS TRAINING) IN MANGA (MANGGA), BATO, CAMARINES SUR					500	-	-	-	-	-	-	450	50	-	500
LIVELIHOOD SUPPORT PROJECT (FISHING PARAPHERNALIA, LIVESTOCK RAISING, DRESS AND FOOD MAKING, SKILLS TRAINING) IN IRAYA (DEL ROSARIO), BUHI, CAMARINES SUR					500	-	-	-	-	-	-	450	50	-	500
LIVELIHOOD SUPPORT PROJECT (FISHING PARAPHERNALIA, LIVESTOCK RAISING, DRESS AND FOOD MAKING, SKILLS TRAINING) IN IBAYUGAN, BUHI, CAMARINES SUR					500	-	-	-	-	-	-	450	50	-	500

Particulars	UACS CODE	Current Year's Obligation FY 2019			Budget Year Obligation Program FY 2020										
		Actual	Estimate	Total	Total	COMPREHENSIVE RELEASE					FOR LATER RELEASE(Negative List)				
		Jan.1-Sept.30	Oct.1-Dec.31			Q1	Q2	Q3	Q4	Sub Total	Q1	Q2	Q3	Q4	Sub Total
1	2	3	4	5= 3+4	6= 11+16	7	8	9	10	11= 7+8+9+10	12	13	14	15	16= 12+13+14+15
BAMBOO STICK MAKING MACHINE IN LA VICTORIA, BULA, CAMARINES SUR					500	-	-	-	-	-	-	450	50	-	500
ESTABLISHMENT OF BAMBOO PLANTATION (NURSERY) IN SANTO NINO, BULA, CAMARINES SUR					500	-	-	-	-	-	-	450	50	-	500
BAMBOO LIVELIHOOD AND CRAFT SKILLS TRAINING IN OMBAO HEIGHTS, BULA, CAMARINES SUR					500	-	-	-	-	-	-	450	50	-	500
BAMBOO LIVELIHOOD AND CRAFT SKILLS TRAINING IN LUBGAN, BULA, CAMARINES SUR					500	-	-	-	-	-	-	450	50	-	500
LIVELIHOOD (FARMING PARAPHERNALIA, LIVESTOCK RAISING, DRESS AND FOOD MAKING, SKILLS TRAINING) IN KINALABASAHAN, BULA, CAMARINES SUR					500	-	-	-	-	-	-	450	50	-	500
LIVELIHOOD (FARMING PARAPHERNALIA, LIVESTOCK RAISING, DRESS AND FOOD MAKING, SKILLS TRAINING) IN LA PURISIMA, BULA, CAMARINES SUR					500	-	-	-	-	-	-	450	50	-	500
WATER SUPPLY SYSTEM IN BAGOLADIO, BULA, CAMARINES SUR					1,000	-	-	-	-	-	-	800	-	200	1,000
WATER SUPPLY SYSTEM IN INOYONAN, BULA, CAMARINES SUR					1,000	-	-	-	-	-	-	800	-	200	1,000
WATER SUPPLY SYSTEM IN ITANGON, BULA, CAMARINES SUR					1,000	-	-	-	-	-	-	800	-	200	1,000

Particulars	UACS CODE	Current Year's Obligation FY 2019			Budget Year Obligation Program FY 2020										
		Actual	Estimate	Total	Total	COMPREHENSIVE RELEASE					FOR LATER RELEASE(Negative List)				
		Jan.1-Sept.30	Oct.1-Dec.31			Q1	Q2	Q3	Q4	Sub Total	Q1	Q2	Q3	Q4	Sub Total
1	2	3	4	5= 3+4	6= 11+16	7	8	9	10	11= 7+8+9+10	12	13	14	15	16= 12+13+14+15
LIVELIHOOD (FARMING PARAPHERNALIA, LIVESTOCK RAISING, DRESS AND FOOD MAKING, SKILLS TRAINING) IN COMAGUINGKING, CALABANGA, CAMARINES SUR					500	-	-	-	-	-	-	450	50	-	500
LIVELIHOOD (FARMING PARAPHERNALIA, LIVESTOCK RAISING, DRESS AND FOOD MAKING, SKILLS TRAINING) IN MANDICLUM (MANDICLUM), CARAMOAN, CAMARINES SUR					500	-	-	-	-	-	-	450	50	-	500
MULTI-PURPOSE HALL IN BAGONG SILANG, DEL GALLEGO, CAMARINES SUR					1,000	-	-	-	-	-	-	800	-	200	1,000
WATER SUPPLY SYSTEM IN BAGONG SILANG, DEL GALLEGO, CAMARINES SUR					1,000	-	-	-	-	-	-	800	-	200	1,000
LIVELIHOOD SUPPORT PROJECT (FISHING PARAPHERNALIA, LIVESTOCK RAISING, DRESS AND FOOD MAKING, SKILLS TRAINING) IN SAGRADA, GARCHITORENA, CAMARINES SUR					500	-	-	-	-	-	-	450	50	-	500
LIVELIHOOD SUPPORT PROJECT (FISHING PARAPHERNALIA, LIVESTOCK RAISING, DRESS AND FOOD MAKING, SKILLS TRAINING) IN ASON (ANSON), GARCHITORENA, CAMARINES SUR					500	-	-	-	-	-	-	450	50	-	500
LIVELIHOOD SUPPORT PROJECT (FISHING PARAPHERNALIA, LIVESTOCK RAISING, DRESS AND FOOD MAKING, SKILLS TRAINING) IN BAHU, GARCHITORENA, CAMARINES SUR					500	-	-	-	-	-	-	450	50	-	500

Particulars	UACS CODE	Current Year's Obligation FY 2019			Budget Year Obligation Program FY 2020										
		Actual	Estimate	Total	Total	COMPREHENSIVE RELEASE					FOR LATER RELEASE(Negative List)				
		Jan.1-Sept.30	Oct.1-Dec.31			Q1	Q2	Q3	Q4	Sub Total	Q1	Q2	Q3	Q4	Sub Total
1	2	3	4	5= 3+4	6= 11+16	7	8	9	10	11= 7+8+9+10	12	13	14	15	16= 12+13+14+15
LIVELIHOOD SUPPORT PROJECT (FISHING PARAPHERNALIA, LIVESTOCK RAISING, DRESS AND FOOD MAKING, SKILLS TRAINING) IN DEL PILAR, GARCHITORENA, CAMARINES SUR					500	-	-	-	-	-	-	450	50	-	500
LIVELIHOOD SUPPORT PROJECT (FISHING PARAPHERNALIA, LIVESTOCK RAISING, DRESS AND FOOD MAKING, SKILLS TRAINING) IN SALVACION, GARCHITORENA, CAMARINES SUR					500	-	-	-	-	-	-	450	50	-	500
COMMUNAL TOILET WITH AMENITIES IN ZONE 1-7, GUIBAHOY, LAGONOY, CAMARINES SUR					1,000	-	-	-	-	-	-	800	-	200	1,000
COMMUNAL TOILET WITH AMENITIES IN ZONE 1-5, OLAS, LAGONOY, CAMARINES SUR					1,000	-	-	-	-	-	-	800	-	200	1,000
LIVELIHOOD SUPPORT PROJECT (FISHING PARAPHERNALIA, LIVESTOCK RAISING, DRESS AND FOOD MAKING, SKILLS TRAINING) IN SIPACO, LAGONOY, CAMARINES SUR					500	-	-	-	-	-	-	450	50	-	500
WATER SUPPLY SYSTEM IN UDOC, LIBMANAN, CAMARINES SUR					1,000	-	-	-	-	-	-	800	-	200	1,000
WATER SUPPLY SYSTEM IN CALABINGAN, LIBMANAN, CAMARINES SUR					1,000	-	-	-	-	-	-	800	-	200	1,000
WATER SUPPLY SYSTEM IN TANAG, LIBMANAN, CAMARINES SUR					1,000	-	-	-	-	-	-	800	-	200	1,000

Particulars	UACS CODE	Current Year's Obligation FY 2019			Budget Year Obligation Program FY 2020										
		Actual	Estimate	Total	Total	COMPREHENSIVE RELEASE					FOR LATER RELEASE(Negative List)				
		Jan.1- Sept.30	Oct.1- Dec.31			Q1	Q2	Q3	Q4	Sub Total	Q1	Q2	Q3	Q4	Sub Total
1	2	3	4	5= 3+4	6= 11+16	7	8	9	10	11= 7+8+9+10	12	13	14	15	16= 12+13+ 14+15
WATER SUPPLY SYSTEM IN BAGAMELON, LIBMANAN, CAMARINES SUR					1,000	-	-	-	-	-	-	800	-	200	1,000
WATER SUPPLY SYSTEM IN VILLASOCORRO, LIBMANAN, CAMARINES SUR					1,000	-	-	-	-	-	-	800	-	200	1,000
WATER SUPPLY SYSTEM IN MALINAO, LIBMANAN, CAMARINES SUR					1,000	-	-	-	-	-	-	800	-	200	1,000
WATER SUPPLY SYSTEM IN BELWANG, LUPI, CAMARINES SUR					1,000	-	-	-	-	-	-	800	-	200	1,000
WATER SUPPLY SYSTEM IN TIBLE, LUPI, CAMARINES SUR					1,000	-	-	-	-	-	-	800	-	200	1,000
WATER SUPPLY SYSTEM IN HAGUIMIT, LUPI, CAMARINES SUR					1,000	-	-	-	-	-	-	800	-	200	1,000
WATER SUPPLY SYSTEM IN BAGONG SIKAT, LUPI, CAMARINES SUR					1,000	-	-	-	-	-	-	800	-	200	1,000
WATER SUPPLY SYSTEM IN BANGON, LUPI, CAMARINES SUR					1,000	-	-	-	-	-	-	800	-	200	1,000
LIVELIHOOD SUPPORT PROJECT (FISHING PARAPHERNALIA, LIVESTOCK RAISING, DRESS AND FOOD MAKING, SKILLS TRAINING) IN BANTUGAN, PRESENTACION (PARUBCAN), CAMARINES SUR					500	-	-	-	-	-	-	450	50	-	500

Particulars	UACS CODE	Current Year's Obligation FY 2019			Budget Year Obligation Program FY 2020										
		Actual Jan.1- Sept.30	Estimate Oct.1- Dec.31	Total 5= 3+4	Total 6= 11+16	COMPREHENSIVE RELEASE					FOR LATER RELEASE(Negative List)				
						Q1	Q2	Q3	Q4	Sub Total 11= 7+8+9+10	Q1	Q2	Q3	Q4	Sub Total 16= 12+13+ 14+15
1	2	3	4	5= 3+4	6= 11+16	7	8	9	10	11= 7+8+9+10	12	13	14	15	16= 12+13+ 14+15
LIVELIHOOD SUPPORT PROJECT (FISHING PARAPHERNALIA, LIVESTOCK RAISING, DRESS AND FOOD MAKING, SKILLS TRAINING) IN LIDONG, PRESENTACION (PARUBCAN), CAMARINES SUR					500	-	-	-	-	-	-	450	50	-	500
LIVELIHOOD SUPPORT PROJECT (FISHING PARAPHERNALIA, LIVESTOCK RAISING, DRESS AND FOOD MAKING, SKILLS TRAINING) IN PANGSANGAHAN, PRESENTACION (PARUBCAN), CAMARINES SUR					500	-	-	-	-	-	-	450	50	-	500
COMMUNAL TOILET WITH AMENITIES IN PATALUNAN, RAGAY, CAMARINES SUR					500	-	-	-	-	-	-	400	-	100	500
WATER SUPPLY SYSTEM IN LAGUIO, RAGAY, CAMARINES SUR					1,000	-	-	-	-	-	-	800	-	200	1,000
WATER SUPPLY SYSTEM IN AGAO-AO, RAGAY, CAMARINES SUR					1,000	-	-	-	-	-	-	800	-	200	1,000
WATER SUPPLY SYSTEM IN SALVACION, RAGAY, CAMARINES SUR					1,000	-	-	-	-	-	-	800	-	200	1,000
WATER SUPPLY SYSTEM IN PATALUNAN, RAGAY, CAMARINES SUR					1,000	-	-	-	-	-	-	800	-	200	1,000
WATER SUPPLY SYSTEM IN PANAYTAYAN NUEVO, RAGAY, CAMARINES SUR					1,000	-	-	-	-	-	-	800	-	200	1,000
WATER SUPPLY SYSTEM IN CABADISAN, RAGAY, CAMARINES SUR					1,000	-	-	-	-	-	-	800	-	200	1,000

Particulars	UACS CODE	Current Year's Obligation FY 2019			Budget Year Obligation Program FY 2020										
		Actual Jan.1- Sept.30	Estimate Oct.1- Dec.31	Total 5= 3+4	Total 6= 11+16	COMPREHENSIVE RELEASE					FOR LATER RELEASE(Negative List)				
						Q1 7	Q2 8	Q3 9	Q4 10	Sub Total 11= 7+8+9+10	Q1 12	Q2 13	Q3 14	Q4 15	Sub Total 16= 12+13+ 14+15
LIVELIHOOD SUPPORT PROJECT (FISHING PARAPHERNALIA, LIVESTOCK RAISING, DRESS AND FOOD MAKING, SKILLS TRAINING) IN BATAAN, TINAMBAC, CAMARINES SUR					500	-	-	-	-	-	-	450	50	-	500
LIVELIHOOD SUPPORT PROJECT (FISHING PARAPHERNALIA, LIVESTOCK RAISING, DRESS AND FOOD MAKING, SKILLS TRAINING) IN MAGSAYSAY (CAMP 4), TINAMBAC, CAMARINES SUR					500	-	-	-	-	-	-	450	50	-	500
LIVELIHOOD SUPPORT PROJECT (FISHING PARAPHERNALIA, LIVESTOCK RAISING, DRESS AND FOOD MAKING, SKILLS TRAINING) IN LUPI, TINAMBAC, CAMARINES SUR					500	-	-	-	-	-	-	450	50	-	500
LIVELIHOOD SUPPORT PROJECT (FISHING PARAPHERNALIA, LIVESTOCK RAISING, DRESS AND FOOD MAKING, SKILLS TRAINING) IN ZONE 1-7, CAWAYNAN, TINAMBAC, CAMARINES SUR					500	-	-	-	-	-	-	450	50	-	500
BARANGAY SOLAR STREET LIGHTS IN CABAS-AN, ARORROY, MASBATE					1,000	-	-	-	-	-	-	800	-	200	1,000
BARANGAY SOLAR STREET LIGHTS IN CONCEPCION, ARORROY, MASBATE					1,000	-	-	-	-	-	-	800	-	200	1,000
BARANGAY STREET LIGHTS IN BALETE, ARORROY, MASBATE					500	-	-	-	-	-	-	400	-	100	500

Particulars	UACS CODE	Current Year's Obligation FY 2019			Budget Year Obligation Program FY 2020										
		Actual Jan.1- Sept.30	Estimate Oct.1- Dec.31	Total	Total	COMPREHENSIVE RELEASE					FOR LATER RELEASE(Negative List)				
						Q1	Q2	Q3	Q4	Sub Total	Q1	Q2	Q3	Q4	Sub Total
1	2	3	4	5= 3+4	6= 11+16	7	8	9	10	11= 7+8+9+10	12	13	14	15	16= 12+13+ 14+15
BARANGAY STREET LIGHTS IN MANAMOC, AROROY, MASBATE					500	-	-	-	-	-	-	400	-	100	500
BARANGAY STREET LIGHTS IN PANGLE, AROROY, MASBATE					500	-	-	-	-	-	-	400	-	100	500
ORGANIC FARMING AND FREE RANGE CHICKEN LAYER SEMINAR WORKSHOP FOR SUSTAINABLE LIVELIHOOD IN CAPSAY, AROROY, MASBATE					200	-	-	-	-	-	-	200	-	-	200
ORGANIC FARMING AND FREE RANGE CHICKEN LAYER SEMINAR WORKSHOP FOR SUSTAINABLE LIVELIHOOD IN MANAGANAGA, AROROY, MASBATE					50	-	-	-	-	-	-	50	-	-	50
WATER SUPPLY SYSTEM LEVEL 1 IN CABAS-AN, AROROY, MASBATE					1,000	-	-	-	-	-	-	800	-	200	1,000
WATER SUPPLY SYSTEM IN BALETE, AROROY, MASBATE					1,000	-	-	-	-	-	-	800	-	200	1,000
WATER SUPPLY SYSTEM IN MANAMOC, AROROY, MASBATE					1,000	-	-	-	-	-	-	800	-	200	1,000
WATER SUPPLY SYSTEM IN PANGLE, AROROY, MASBATE					1,000	-	-	-	-	-	-	800	-	200	1,000
BARANGAY SOLAR STREET LIGHTS IN BANASE, BALENO, MASBATE					1,000	-	-	-	-	-	-	800	-	200	1,000
BARANGAY STREET LIGHTS IN GABI, BALENO, MASBATE					500	-	-	-	-	-	-	400	-	100	500

Particulars	UACS CODE	Current Year's Obligation FY 2019			Budget Year Obligation Program FY 2020										
		Actual	Estimate	Total	Total	COMPREHENSIVE RELEASE					FOR LATER RELEASE(Negative List)				
		Jan.1-Sept.30	Oct.1-Dec.31			Q1	Q2	Q3	Q4	Sub Total	Q1	Q2	Q3	Q4	Sub Total
1	2	3	4	5= 3+4	6= 11+16	7	8	9	10	11= 7+8+9+10	12	13	14	15	16= 12+13+14+15
WATER SUPPLY SYSTEM LEVEL 1 IN EASTERN CAPSAY, BALENO, MASBATE					1,000	-	-	-	-	-	-	800	-	200	1,000
WATER SUPPLY SYSTEM LEVEL 2 IN GABI, BALENO, MASBATE					1,000	-	-	-	-	-	-	800	-	200	1,000
WATER SUPPLY SYSTEM LEVEL 1 IN OBONGON DIOT, BALENO, MASBATE					1,000	-	-	-	-	-	-	800	-	200	1,000
WATER SUPPLY SYSTEM LEVEL 1 IN LAGTA, BALENO, MASBATE					1,000	-	-	-	-	-	-	800	-	200	1,000
BARANGAY SOLAR STREET LIGHTS IN VICTORY (VICTORIA), BALUD, MASBATE					1,000	-	-	-	-	-	-	800	-	200	1,000
WATER SUPPLY SYSTEM LEVEL 2 IN VICTORY (VICTORIA), BALUD, MASBATE					1,000	-	-	-	-	-	-	800	-	200	1,000
WATER SUPPLY SYSTEM LEVEL 1 IN LIONG, CATAINGAN, MASBATE					1,000	-	-	-	-	-	-	800	-	200	1,000
WATER SUPPLY SYSTEM LEVEL 1 IN VILLA POGADO, CATAINGAN, MASBATE					1,000	-	-	-	-	-	-	800	-	200	1,000
WATER SUPPLY SYSTEM LEVEL 1 IN CADULAWAN, CATAINGAN, MASBATE					1,000	-	-	-	-	-	-	800	-	200	1,000
WATER SUPPLY SYSTEM LEVEL 1 IN MATUBINAO, CATAINGAN, MASBATE					1,000	-	-	-	-	-	-	800	-	200	1,000
WATER SUPPLY SYSTEM LEVEL 1 IN MAANHAO, CATAINGAN, MASBATE					1,000	-	-	-	-	-	-	800	-	200	1,000

Particulars	UACS CODE	Current Year's Obligation FY 2019			Budget Year Obligation Program FY 2020										
		Actual	Estimate	Total	Total	COMPREHENSIVE RELEASE					FOR LATER RELEASE(Negative List)				
		Jan.1-Sept.30	Oct.1-Dec.31	5=3+4	6=11+16	Q1	Q2	Q3	Q4	Sub Total	11=7+8+9+10	Q1	Q2	Q3	Q4
1	2	3	4	5=3+4	6=11+16	7	8	9	10	11=7+8+9+10	12	13	14	15	16=12+13+14+15
BARANGAY SOLAR STREET LIGHTS IN CANOMAY, CLAVERIA, MASBATE					1,000	-	-	-	-	-	-	800	-	200	1,000
BARANGAY STREET LIGHTS IN CAWAYAN, CLAVERIA, MASBATE					500	-	-	-	-	-	-	400	-	100	500
BARANGAY STREET LIGHTS IN BOCA ENGAÑO, CLAVERIA, MASBATE					500	-	-	-	-	-	-	400	-	100	500
WATER SUPPLY SYSTEM LEVEL 1 IN CANOMAY, CLAVERIA, MASBATE					1,000	-	-	-	-	-	-	800	-	200	1,000
WATER SUPPLY SYSTEM LEVEL 1 IN CAWAYAN, CLAVERIA, MASBATE					1,000	-	-	-	-	-	-	800	-	200	1,000
WATER SUPPLY SYSTEM LEVEL 1 IN BOCA ENGAÑO, CLAVERIA, MASBATE					1,000	-	-	-	-	-	-	800	-	200	1,000
BARANGAY STREET LIGHTS IN BARAS, ESPERANZA, MASBATE					500	-	-	-	-	-	-	400	-	100	500
WATER SUPPLY SYSTEM LEVEL 1 IN GUADALUPE, ESPERANZA, MASBATE					1,000	-	-	-	-	-	-	800	-	200	1,000
WATER SUPPLY SYSTEM LEVEL 1 IN BARAS, ESPERANZA, MASBATE					1,000	-	-	-	-	-	-	800	-	200	1,000
WATER SUPPLY SYSTEM LEVEL 1 IN BAYOMBON, MASBATE CITY, MASBATE					1,000	-	-	-	-	-	-	800	-	200	1,000
WATER SUPPLY SYSTEM LEVEL 1 IN BANTIGUE, MASBATE CITY, MASBATE					1,000	-	-	-	-	-	-	800	-	200	1,000

Particulars	UACS CODE	Current Year's Obligation FY 2019			Budget Year Obligation Program FY 2020										
		Actual	Estimate	Total	Total	COMPREHENSIVE RELEASE					FOR LATER RELEASE(Negative List)				
		Jan.1-Sept.30	Oct.1-Dec.31			Q1	Q2	Q3	Q4	Sub Total	Q1	Q2	Q3	Q4	Sub Total
1	2	3	4	5= 3+4	6= 11+16	7	8	9	10	11= 7+8+9+10	12	13	14	15	16= 12+13+14+15
WATER SUPPLY SYSTEM LEVEL 1 IN IGANG, MASBATE CITY, MASBATE					1,000	-	-	-	-	-	-	800	-	200	1,000
WATER SUPPLY SYSTEM LEVEL 1 IN PAWA, MASBATE CITY, MASBATE					1,000	-	-	-	-	-	-	800	-	200	1,000
WATER SUPPLY SYSTEM LEVEL 1 IN SINALONGAN, MASBATE CITY, MASBATE					1,000	-	-	-	-	-	-	800	-	200	1,000
WATER SUPPLY SYSTEM LEVEL 1 IN UBONGAN DACU, MASBATE CITY, MASBATE					1,000	-	-	-	-	-	-	800	-	200	1,000
BARANGAY SOLAR STREET LIGHTS IN SAN ANTONIO, PALANAS, MASBATE					1,000	-	-	-	-	-	-	800	-	200	1,000
WATER SUPPLY SYSTEM LEVEL 1 IN ANTIPOLO, PALANAS, MASBATE					1,000	-	-	-	-	-	-	800	-	200	1,000
WATER SUPPLY SYSTEM LEVEL 1 IN BUENASUERTE, PALANAS, MASBATE					1,000	-	-	-	-	-	-	800	-	200	1,000
WATER SUPPLY SYSTEM LEVEL 1 IN JOSE A. ABENIR SR. (LIBTONG), PALANAS, MASBATE					1,000	-	-	-	-	-	-	800	-	200	1,000
WATER SUPPLY SYSTEM LEVEL 1 IN INTUSAN, PALANAS, MASBATE					1,000	-	-	-	-	-	-	800	-	200	1,000
WATER SUPPLY SYSTEM LEVEL 1 IN MALIBAS, PALANAS, MASBATE					1,000	-	-	-	-	-	-	800	-	200	1,000
WATER SUPPLY SYSTEM LEVEL 1 IN MATUGNAO, PALANAS, MASBATE					1,000	-	-	-	-	-	-	800	-	200	1,000

Particulars	UACS CODE	Current Year's Obligation FY 2019			Budget Year Obligation Program FY 2020										
		Actual	Estimate	Total	Total	COMPREHENSIVE RELEASE					FOR LATER RELEASE(Negative List)				
		Jan.1-Sept.30	Oct.1-Dec.31			Q1	Q2	Q3	Q4	Sub Total	Q1	Q2	Q3	Q4	Sub Total
1	2	3	4	5= 3+4	6= 11+16	7	8	9	10	11= 7+8+9+10	12	13	14	15	16= 12+13+14+15
WATER SUPPLY SYSTEM LEVEL 1 IN MIABAS, PALANAS, MASBATE					1,000	-	-	-	-	-	-	800	-	200	1,000
WATER SUPPLY SYSTEM LEVEL 1 IN SALVACION, PALANAS, MASBATE					1,000	-	-	-	-	-	-	800	-	200	1,000
WATER SUPPLY SYSTEM LEVEL 2 IN SAN ISIDRO, PALANAS, MASBATE					1,000	-	-	-	-	-	-	800	-	200	1,000
BARANGAY STREET LIGHTS IN CASABANGAN, PIO V. CORPUZ (LIMBUHAN), MASBATE					1,000	-	-	-	-	-	-	800	-	200	1,000
WATER SUPPLY SYSTEM LEVEL 1 IN CASABANGAN, PIO V. CORPUZ (LIMBUHAN), MASBATE					1,000	-	-	-	-	-	-	800	-	200	1,000
BARANGAY STREET LIGHTS IN AGUADA, PLACER, MASBATE					1,000	-	-	-	-	-	-	800	-	200	1,000
BARANGAY STREET LIGHTS IN CABANGCALAN, PLACER, MASBATE					1,000	-	-	-	-	-	-	800	-	200	1,000
BARANGAY STREET LIGHTS IN CALUMPANG, PLACER, MASBATE					1,000	-	-	-	-	-	-	800	-	200	1,000
BARANGAY STREET LIGHTS IN LIBAS, PLACER, MASBATE					1,000	-	-	-	-	-	-	800	-	200	1,000
BARANGAY STREET LIGHTS IN MANLUT-OD, PLACER, MASBATE					1,000	-	-	-	-	-	-	800	-	200	1,000
BARANGAY STREET LIGHTS IN SANTA CRUZ, PLACER, MASBATE					1,000	-	-	-	-	-	-	800	-	200	1,000

Particulars	UACS CODE	Current Year's Obligation FY 2019			Budget Year Obligation Program FY 2020										
		Actual	Estimate	Total	Total	COMPREHENSIVE RELEASE					FOR LATER RELEASE(Negative List)				
		Jan.1-Sept.30	Oct.1-Dec.31			Q1	Q2	Q3	Q4	Sub Total	Q1	Q2	Q3	Q4	Sub Total
1	2	3	4	5= 3+4	6= 11+16	7	8	9	10	11= 7+8+9+10	12	13	14	15	16= 12+13+14+15
BARANGAY STREET LIGHTS IN TAN-AWAN, PLACER, MASBATE					1,000	-	-	-	-	-	-	800	-	200	1,000
WATER SUPPLY SYSTEM LEVEL 1 IN AGUADA, PLACER, MASBATE					500	-	-	-	-	-	-	400	-	100	500
WATER SUPPLY SYSTEM LEVEL 1 IN CABANGCALAN, PLACER, MASBATE					500	-	-	-	-	-	-	400	-	100	500
WATER SUPPLY SYSTEM LEVEL 1 IN CALUMPANG, PLACER, MASBATE					500	-	-	-	-	-	-	400	-	100	500
WATER SUPPLY SYSTEM LEVEL 1 IN LIBAS, PLACER, MASBATE					500	-	-	-	-	-	-	400	-	100	500
WATER SUPPLY SYSTEM LEVEL 1 IN MANLUT-OD, PLACER, MASBATE					500	-	-	-	-	-	-	400	-	100	500
WATER SUPPLY SYSTEM LEVEL 1 IN SANTA CRUZ, PLACER, MASBATE					500	-	-	-	-	-	-	400	-	100	500
WATER SUPPLY SYSTEM LEVEL 1 IN TAN-AWAN, PLACER, MASBATE					500	-	-	-	-	-	-	400	-	100	500
BARANGAY HEALTH CENTER IN ALTAVISTA, SAN FERNANDO, MASBATE					1,000	-	-	-	-	-	-	800	-	200	1,000
BARANGAY HEALTH CENTER IN CAÑELAS, SAN FERNANDO, MASBATE					1,000	-	-	-	-	-	-	800	-	200	1,000
BARANGAY HEALTH CENTER IN DEL ROSARIO, SAN FERNANDO, MASBATE					1,000	-	-	-	-	-	-	800	-	200	1,000

Particulars	UACS CODE	Current Year's Obligation FY 2019			Budget Year Obligation Program FY 2020										
		Actual	Estimate	Total	Total	COMPREHENSIVE RELEASE					FOR LATER RELEASE(Negative List)				
		Jan.1-Sept.30	Oct.1-Dec.31			Q1	Q2	Q3	Q4	Sub Total	Q1	Q2	Q3	Q4	Sub Total
1	2	3	4	5= 3+4	6= 11+16	7	8	9	10	11= 7+8+9+10	12	13	14	15	16= 12+13+14+15
BARANGAY HEALTH CENTER IN PROGRESO, SAN FERNANDO, MASBATE					1,000	-	-	-	-	-	-	800	-	200	1,000
COMMUNAL TOILET WITH AMENITIES IN PROGRESO, SAN FERNANDO, MASBATE					500	-	-	-	-	-	-	400	-	100	500
BARANGAY HEALTH CENTER IN SOWA, SAN FERNANDO, MASBATE					1,000	-	-	-	-	-	-	800	-	200	1,000
BARANGAY HEALTH CENTER IN TALISAY, SAN FERNANDO, MASBATE					1,000	-	-	-	-	-	-	800	-	200	1,000
BARANGAY STREET LIGHTS IN IPIL, SAN FERNANDO, MASBATE					1,000	-	-	-	-	-	-	800	-	200	1,000
BARANGAY STREET LIGHTS IN VALPARAISO, SAN FERNANDO, MASBATE					1,000	-	-	-	-	-	-	800	-	200	1,000
WATER SUPPLY SYSTEM LEVEL 2 IN BUENAVISTA, SAN FERNANDO, MASBATE					1,000	-	-	-	-	-	-	800	-	200	1,000
WATER SUPPLY SYSTEM LEVEL 1 IN IPIL, SAN FERNANDO, MASBATE					1,000	-	-	-	-	-	-	800	-	200	1,000
WATER SUPPLY SYSTEM LEVEL 1 IN VALPARAISO, SAN FERNANDO, MASBATE					1,000	-	-	-	-	-	-	800	-	200	1,000
BARANGAY STREET LIGHTS IN SAN ISIDRO, SAN JACINTO, MASBATE					1,000	-	-	-	-	-	-	800	-	200	1,000
WATER SUPPLY SYSTEM LEVEL 1 IN SAN ISIDRO, SAN JACINTO, MASBATE					1,000	-	-	-	-	-	-	800	-	200	1,000

Particulars	UACS CODE	Current Year's Obligation FY 2019			Budget Year Obligation Program FY 2020										
		Actual	Estimate	Total	Total	COMPREHENSIVE RELEASE					FOR LATER RELEASE(Negative List)				
		Jan.1-Sept.30	Oct.1-Dec.31			Q1	Q2	Q3	Q4	Sub Total	Q1	Q2	Q3	Q4	Sub Total
1	2	3	4	5= 3+4	6= 11+16	7	8	9	10	11= 7+8+9+10	12	13	14	15	16= 12+13+14+15
BARANGAY STREET LIGHTS IN KI-ROMERO (ROXAS), SAN PASCUAL, MASBATE					1,000	-	-	-	-	-	-	800	-	200	1,000
WATER SUPPLY SYSTEM LEVEL 1 IN KI-ROMERO (ROXAS), SAN PASCUAL, MASBATE					1,000	-	-	-	-	-	-	800	-	200	1,000
WATER SUPPLY SYSTEM LEVEL 2 IN MAPANIQUE, SAN PASCUAL, MASBATE					2,000	-	-	-	-	-	-	1,600	-	400	2,000
MUNICIPAL YOUTH LEADERSHIP SEMINAR IN BARCELONA, SORSOGON					200	-	-	-	-	-	-	200	-	-	200
MUNICIPAL YOUTH LEADERSHIP SEMINAR IN BULAN, SORSOGON					200	-	-	-	-	-	-	200	-	-	200
MUNICIPAL YOUTH LEADERSHIP SEMINAR IN BULUSAN, SORSOGON					200	-	-	-	-	-	-	200	-	-	200
MUNICIPAL YOUTH LEADERSHIP SEMINAR IN CASIGURAN, SORSOGON					200	-	-	-	-	-	-	200	-	-	200
HAND TRACTOR, TRECE MARTIREZ, CASIGURAN, SORSOGON					200	-	-	-	-	-	-	200	-	-	200
MULTI-PURPOSE HALL IN TRECE MARTIREZ, CASIGURAN, SORSOGON					1,000	-	-	-	-	-	-	800	-	200	1,000
MUNICIPAL YOUTH LEADERSHIP SEMINAR IN CASTILLA, SORSOGON					200	-	-	-	-	-	-	200	-	-	200
PROVINCIAL YOUTH LEADERSHIP SEMINAR IN CASTILLA, SORSOGON					300	-	-	-	-	-	-	300	-	-	300

Particulars	UACS CODE	Current Year's Obligation FY 2019			Budget Year Obligation Program FY 2020										
		Actual	Estimate	Total	Total	COMPREHENSIVE RELEASE					FOR LATER RELEASE(Negative List)				
		Jan.1-Sept.30	Oct.1-Dec.31			Q1	Q2	Q3	Q4	Sub Total	Q1	Q2	Q3	Q4	Sub Total
1	2	3	4	5= 3+4	6= 11+16	7	8	9	10	11= 7+8+9+10	12	13	14	15	16= 12+13+14+15
MUNICIPAL YOUTH LEADERSHIP SEMINAR IN DONSOL, SORSOGON					200	-	-	-	-	-	-	200	-	-	200
MUNICIPAL YOUTH LEADERSHIP SEMINAR IN GUBAT, SORSOGON					200	-	-	-	-	-	-	200	-	-	200
RICE THRESHER, BULACAO, GUBAT, SORSOGON					200	-	-	-	-	-	-	200	-	-	200
RICE THRESHER, CABIGAAN, GUBAT, SORSOGON					200	-	-	-	-	-	-	200	-	-	200
CONSTRUCTION OF PATHWAY IN TIGKIW, GUBAT, SORSOGON					1,000	-	-	-	-	-	-	800	-	200	1,000
MULTI-PURPOSE HALL IN SANGAT, GUBAT, SORSOGON					1,000	-	-	-	-	-	-	800	-	200	1,000
2-CLASSROOM SCHOOL BUILDING IN BENTUCO, GUBAT, SORSOGON					1,400	-	-	-	-	-	-	1,120	-	280	1,400
DAY CARE CENTER IN BULACAO, GUBAT, SORSOGON					1,000	-	-	-	-	-	-	800	-	200	1,000
CONSTRUCTION OF PATHWAY IN TABI, GUBAT, SORSOGON					1,000	-	-	-	-	-	-	800	-	200	1,000
MUNICIPAL YOUTH LEADERSHIP SEMINAR IN IROSIN, SORSOGON					200	-	-	-	-	-	-	200	-	-	200
MUNICIPAL YOUTH LEADERSHIP SEMINAR IN JUBAN, SORSOGON					200	-	-	-	-	-	-	200	-	-	200

Particulars	UACS CODE	Current Year's Obligation FY 2019			Budget Year Obligation Program FY 2020										
		Actual	Estimate	Total	Total	COMPREHENSIVE RELEASE					FOR LATER RELEASE(Negative List)				
		Jan.1-Sept.30	Oct.1-Dec.31			Q1	Q2	Q3	Q4	Sub Total	Q1	Q2	Q3	Q4	Sub Total
1	2	3	4	5= 3+4	6= 11+16	7	8	9	10	11= 7+8+9+10	12	13	14	15	16= 12+13+14+15
MUNICIPAL YOUTH LEADERSHIP SEMINAR IN MAGALLANES, SORSOGON					200	-	-	-	-	-	-	200	-	-	200
MUNICIPAL YOUTH LEADERSHIP SEMINAR IN MATNOG, SORSOGON					200	-	-	-	-	-	-	200	-	-	200
MUNICIPAL YOUTH LEADERSHIP SEMINAR IN PILAR, SORSOGON					200	-	-	-	-	-	-	200	-	-	200
MUNICIPAL YOUTH LEADERSHIP SEMINAR IN PRIETO DIAZ, SORSOGON					200	-	-	-	-	-	-	200	-	-	200
MUNICIPAL YOUTH LEADERSHIP SEMINAR IN SANTA MAGDALENA, SORSOGON					200	-	-	-	-	-	-	200	-	-	200
DISTRIBUTION OF CATTLE AND CHICKEN IN MAHUNODHUNOD, CUARTERO, CAPIZ					500	-	-	-	-	-	-	450	50	-	500
DISTRIBUTION OF CATTLE AND CHICKEN IN PUTI-AN, CUARTERO, CAPIZ					500	-	-	-	-	-	-	450	50	-	500
DISTRIBUTION OF CATTLE AND CHICKEN IN CARATAYA, CUARTERO, CAPIZ					500	-	-	-	-	-	-	450	50	-	500
DISTRIBUTION OF CATTLE AND CHICKEN IN SAN ANTONIO, CUARTERO, CAPIZ					500	-	-	-	-	-	-	450	50	-	500
WATER SUPPLY SYSTEM IN MAHUNODHUNOD, CUARTERO, CAPIZ					1,000	-	-	-	-	-	-	800	-	200	1,000
WATER SUPPLY SYSTEM IN PUTI-AN, CUARTERO, CAPIZ					1,000	-	-	-	-	-	-	800	-	200	1,000

Particulars	UACS CODE	Current Year's Obligation FY 2019			Budget Year Obligation Program FY 2020										
		Actual	Estimate	Total	Total	COMPREHENSIVE RELEASE					FOR LATER RELEASE(Negative List)				
		Jan.1-Sept.30	Oct.1-Dec.31			Q1	Q2	Q3	Q4	Sub Total	Q1	Q2	Q3	Q4	Sub Total
1	2	3	4	5= 3+4	6= 11+16	7	8	9	10	11= 7+8+9+10	12	13	14	15	16= 12+13+14+15
WATER SUPPLY SYSTEM IN CARATAYA, CUARTERO, CAPIZ					1,000	-	-	-	-	-	-	800	-	200	1,000
WATER SUPPLY SYSTEM IN SAN ANTONIO, CUARTERO, CAPIZ					1,000	-	-	-	-	-	-	800	-	200	1,000
REGIONAL YOUTH LEADERSHIP SUMMIT IN ILOILO					400	-	-	-	-	-	-	400	-	-	400
REGIONAL PEACE FORUM IN ILOILO					400	-	-	-	-	-	-	400	-	-	400
PEACE FORUM ILOILO II					300	-	-	-	-	-	-	300	-	-	300
SECTORAL PEACE FORUM IN NEGROS OCCIDENTAL					300	-	-	-	-	-	-	300	-	-	300
PEACE FORUM I IN NEGROS OCCIDENTAL					300	-	-	-	-	-	-	300	-	-	300
FOOT BRIDGE IN NAVA, AGBOY, CANDONI, NEGROS OCCIDENTAL					2,000	-	-	-	-	-	-	1,600	-	400	2,000
WATER SUPPLY SYSTEM IN COGON, GATUSLAO, CANDONI, NEGROS OCCIDENTAL					1,000	-	-	-	-	-	-	800	-	200	1,000
WATER TANK IN PISONG, DIAN-AY, CITY OF ESCALANTE, NEGROS OCCIDENTAL					300	-	-	-	-	-	-	300	-	-	300
DEEP DRILLING WITH JETMATIC PUMP IN BURLAD, QUEZON, CITY OF SAN CARLOS, NEGROS OCCIDENTAL					500	-	-	-	-	-	-	400	-	100	500

Particulars	UACS CODE	Current Year's Obligation FY 2019			Budget Year Obligation Program FY 2020										
		Actual	Estimate	Total	Total	COMPREHENSIVE RELEASE					FOR LATER RELEASE(Negative List)				
		Jan.1-Sept.30	Oct.1-Dec.31			Q1	Q2	Q3	Q4	Sub Total	Q1	Q2	Q3	Q4	Sub Total
1	2	3	4	5= 3+4	6= 11+16	7	8	9	10	11= 7+8+9+10	12	13	14	15	16= 12+13+14+15
DEEP DRILLING WITH JETMATIC PUMP IN TIGBABAIS, BULUANGAN, CITY OF SAN CARLOS, NEGROS OCCIDENTAL					1,000	-	-	-	-	-	-	800	-	200	1,000
DEEP DRILLING WITH JETMATIC PUMP IN GIGALAMAN, GUADALUPE, CITY OF SAN CARLOS, NEGROS OCCIDENTAL					1,000	-	-	-	-	-	-	800	-	200	1,000
DEEP DRILLING W/ JETMATIC IN BURLAD, QUEZON, CITY OF SAN CARLOS, NEGROS OCCIDENTAL					500	-	-	-	-	-	-	400	-	100	500
FOOT BRIDGE IN RONEL, BARANGAY XI (GAWAHON), CITY OF VICTORIAS, NEGROS OCCIDENTAL					2,000	-	-	-	-	-	-	1,600	-	400	2,000
FOOT BRIDGE IN TISON, BARANGAY XI (GAWAHON), CITY OF VICTORIAS, NEGROS OCCIDENTAL					2,000	-	-	-	-	-	-	1,600	-	400	2,000
DEEP DRILLING WITH JETMATIC PUMP IN ZONE 4, BARANGAY X (ESTADO), CITY OF VICTORIAS, NEGROS OCCIDENTAL					500	-	-	-	-	-	-	400	-	100	500
DEEP DRILLING W/ JETMATIC (2 UNITS) IN ZONE 4, BARANGAY X (ESTADO, CITY OF VICTORIAS, NEGROS OCCIDENTAL					500	-	-	-	-	-	-	400	-	100	500
CONSTRUCTION OF HANGING BRIDGE IN CURO-CURO, BUENAVISTA, CITY OF HIMAMAYLAN, NEGROS OCCIDENTAL					2,000	-	-	-	-	-	-	1,600	-	400	2,000

Particulars	UACS CODE	Current Year's Obligation FY 2019			Budget Year Obligation Program FY 2020										
		Actual	Estimate	Total	Total	COMPREHENSIVE RELEASE					FOR LATER RELEASE(Negative List)				
		Jan.1-Sept.30	Oct.1-Dec.31			Q1	Q2	Q3	Q4	Sub Total	Q1	Q2	Q3	Q4	Sub Total
1	2	3	4	5= 3+4	6= 11+16	7	8	9	10	11= 7+8+9+10	12	13	14	15	16= 12+13+14+15
ELECTRIFICATION IN CURO-CURO, BUENAVISTA, CITY OF HIMAMAYLAN, NEGROS OCCIDENTAL					1,000	-	-	-	-	-	-	800	-	200	1,000
INSTALLATION OF WATER TANK/DEEP WELL/SPRING DEVELOPMENT SYSTEM IN MAPULANG, DUTA, BITO, BACLAYAN AND CABAGAL OF BUENVAVISTA, CITY OF HIMAMAYLAN, NEGROS OCCIDENTAL					2,000	-	-	-	-	-	-	1,600	-	400	2,000
DEEP WELL WITH WATER RESERVOIR AND PIPELINES IN BACLAYAN, MAHALANG, CITY OF HIMAMAYLAN					1,000	-	-	-	-	-	-	800	-	200	1,000
MOBILE RICE MILL IN BUGTONG LUBI, DAMUTAN, HINOBA-AN (ASIA), NEGROS OCCIDENTAL					500	-	-	-	-	-	-	450	50	-	500
DAY CARE CENTER IN DASH 5, ASIA, HINOBA-AN (ASIA), NEGROS OCCIDENTAL					1,000	-	-	-	-	-	-	800	-	200	1,000
PLANTING AND MAINTENANCE OF LIVELIHOOD SOFT BROOM MAKING IN DASH 5, ASIA, HINOBA-AN (ASIA), NEGROS OCCIDENTAL					500	-	-	-	-	-	-	450	50	-	500
PLANTING AND MAINTENANCE OF LIVELIHOOD SOFT BROOM MAKING IN BUGTONG LUBI, DAMUTAN, HINOBA-AN (ASIA), NEGROS OCCIDENTAL					500	-	-	-	-	-	-	450	50	-	500
WATER SUPPLY SYSTEM IN PAYAB-ON, ASIA, HINOBA-AN (ASIA), NEGROS OCCIDENTAL					1,000	-	-	-	-	-	-	800	-	200	1,000

Particulars	UACS CODE	Current Year's Obligation FY 2019			Budget Year Obligation Program FY 2020										
		Actual	Estimate	Total	Total	COMPREHENSIVE RELEASE					FOR LATER RELEASE(Negative List)				
		Jan.1-Sept.30	Oct.1-Dec.31			Q1	Q2	Q3	Q4	Sub Total	Q1	Q2	Q3	Q4	Sub Total
1	2	3	4	5= 3+4	6= 11+16	7	8	9	10	11= 7+8+9+10	12	13	14	15	16= 12+13+14+15
WATER SUPPLY SYSTEM IN BUGTONG LUBI, DAMUTAN, HINOBA-AN (ASIA), NEGROS OCCIDENTAL					1,000	-	-	-	-	-	-	800	-	200	1,000
WATER SUPPLY SYSTEM IN PAYABON, ASIA, HINOBA-AN (ASIA), NEGROS OCCIDENTAL					2,000	-	-	-	-	-	-	1,600	-	400	2,000
INSTALLATION OF WATER TANK/DEEP WELL/ SPRING DEVELOPMENT SYSTEM IN BUGTONG LUBI, DAMUTAN, HINOBA-AN (ASIA), NEGROS OCCIDENTAL					2,000	-	-	-	-	-	-	1,600	-	400	2,000
MULTI-PURPOSE PAVEMENT IN MONTELO, PINGGOT, ILOG, NEGROS OCCIDENTAL					1,000	-	-	-	-	-	-	800	-	200	1,000
WATER SUPPLY SYSTEM IN NAVA, PINGGOT, ILOG, NEGROS OCCIDENTAL					1,000	-	-	-	-	-	-	800	-	200	1,000
WATER SUPPLY SYSTEM FOR GUSNIT, MABUA, OLD PINGGOT, MOLOMANILA AND MONTELO, PINGGOT, ILOG, NEGROS OCCIDENTAL					1,000	-	-	-	-	-	-	800	-	200	1,000
INSTALLATION OF WATER TANK/DEEP WELL/SPRING DEVELOPMENT SYSTEM IN BARNAGAY PROPER, LIBAS, ISABELA, NEGROS OCCIDENTAL					1,000	-	-	-	-	-	-	800	-	200	1,000
WATER TANK IN LUPNI, HILAMONAN, CITY OF KABANKALAN, NEGROS OCCIDENTAL					150	-	-	-	-	-	-	150	-	-	150
WATER TANK IN FERIA, ORINGAO, CITY OF KABANKALAN, NEGROS OCCIDENTAL					150	-	-	-	-	-	-	150	-	-	150

Particulars	UACS CODE	Current Year's Obligation FY 2019			Budget Year Obligation Program FY 2020										
		Actual	Estimate	Total	Total	COMPREHENSIVE RELEASE					FOR LATER RELEASE(Negative List)				
		Jan.1-Sept.30	Oct.1-Dec.31			Q1	Q2	Q3	Q4	Sub Total	Q1	Q2	Q3	Q4	Sub Total
1	2	3	4	5= 3+4	6= 11+16	7	8	9	10	11= 7+8+9+10	12	13	14	15	16= 12+13+14+15
INSTALLATION OF WATER TANK/DEEP WELL/SPRING DEVELOPMENT SYSTEM IN BARANGAY PROPER, MACAGAHAY, MAGALLON (MOISES PADILLA), NEGROS OCCIDENTAL					1,000	-	-	-	-	-	-	800	-	200	1,000
INSTALLATION OF WATER TANK/DEEP WELL/SPRING DEVELOPMENT SYSTEM IN BARANGAY PROPER, QUINTIN REMO, MAGALLONG (MOISES PADILLA), NEGROS OCCIDENTAL					1,000	-	-	-	-	-	-	800	-	200	1,000
MULTI-PURPOSE PAVEMENT IN PROPER, PLANAS, CITY GUIHULNGAN, NEGROS ORIENTAL					1,000	-	-	-	-	-	-	900	-	100	1,000
SOLAR ELECTRIFICATION IN AGPAPATAO, BINOBOHAN, CITY OF GUIHULNGAN, NEGROS ORIENTAL					1,000	-	-	-	-	-	-	800	-	200	1,000
SOLAR ELECTRIFICATION IN SUMIL, TACPAO, CITY OF GUIHULNGAN, NEGROS ORIENTAL					1,000	-	-	-	-	-	-	800	-	200	1,000
SOLAR ELECTRIFICATION IN KALABASA, TACPAO, CITY OF GUIHULNGAN, NEGROS ORIENTAL					1,000	-	-	-	-	-	-	800	-	200	1,000
SOLAR ELECTRIFICATION IN PROPER, SANDAYAO, CITY OF GUIHULNGAN, NEGROS ORIENTAL					1,000	-	-	-	-	-	-	800	-	200	1,000

Particulars	UACS CODE	Current Year's Obligation FY 2019			Budget Year Obligation Program FY 2020										
		Actual	Estimate	Total	Total	COMPREHENSIVE RELEASE					FOR LATER RELEASE(Negative List)				
		Jan.1-Sept.30	Oct.1-Dec.31			Q1	Q2	Q3	Q4	Sub Total	Q1	Q2	Q3	Q4	Sub Total
1	2	3	4	5= 3+4	6= 11+16	7	8	9	10	11= 7+8+9+10	12	13	14	15	16= 12+13+14+15
BARANGAY WATER SYSTEM LEVEL 2 IN PROPER, HINAKPAN, CITY OF GUIHULNGAN, NEGROS ORIENTAL					1,000	-	-	-	-	-	-	800	-	200	1,000
BARANGAY WATER SYSTEM LEVEL 2 - CANDALANON, TRINIDAD, CITY GUIHULNGAN, NEGROS ORIENTAL					1,000	-	-	-	-	-	-	800	-	200	1,000
BARANGAY WATER SYSTEM LEVEL 2 IN PROPER, HUMAYHUMAY, CITY OF GUIHULNGAN, NEGROS ORIENTAL					1,000	-	-	-	-	-	-	800	-	200	1,000
BARANGAY WATER SYSTEM LEVEL 2 IN PROPER, IMELDA, CITY OF GUIHULNGAN, NEGROS ORIENTAL					1,000	-	-	-	-	-	-	800	-	200	1,000
WATER SUPPLY SYSTEM IN PROPER, BAGTIC, MABINAY, NEGROS ORIENTAL					1,000	-	-	-	-	-	-	800	-	200	1,000
WATER SUPPLY SYSTEM IN PROPER, PANCIAO, MANJUYOD, NEGROS ORIENTAL					1,000	-	-	-	-	-	-	800	-	200	1,000
WATER SUPPLY SYSTEM IN BALIWAN, PANCIAO, MANJUYOD, NEGROS ORIENTAL					1,000	-	-	-	-	-	-	800	-	200	1,000
WATER SUPPLY SYSTEM IN TAGAYTAY, PANCIAO, MANJUYOD, NEGROS ORIENTAL					1,000	-	-	-	-	-	-	800	-	200	1,000
PEACE FORUM I IN SIQUIJOR					300	-	-	-	-	-	-	300	-	-	300
PEACE FORUM II IN SIQUIJOR					300	-	-	-	-	-	-	300	-	-	300

Particulars	UACS CODE	Current Year's Obligation FY 2019			Budget Year Obligation Program FY 2020										
		Actual	Estimate	Total	Total	COMPREHENSIVE RELEASE					FOR LATER RELEASE(Negative List)				
		Jan.1-Sept.30	Oct.1-Dec.31			Q1	Q2	Q3	Q4	Sub Total	Q1	Q2	Q3	Q4	Sub Total
1	2	3	4	5= 3+4	6= 11+16	7	8	9	10	11= 7+8+9+10	12	13	14	15	16= 12+13+14+15
PROVINCIAL YOUTH LEADERSHIP SUMMIT IN SQUIJOR					300	-	-	-	-	-	-	300	-	-	300
HEALTH CENTER IN CAGSALAY, ARTECHE, EASTERN SAMAR					1,000	-	-	-	-	-	-	800	-	200	1,000
MULTI-PURPOSE HALL IN SALVACION, PANDOL AND BOCO, CAN-AVID, EASTERN SAMAR					1,000	-	-	-	-	-	-	800	-	200	1,000
COMMUAL TOILET WITH AMENITIES IN SAN ISIDRO (MALABAG), AROGANGA, SANTA CRUZ (DOLORES), BOCO, PANDOL (CAN-AVID), EASTERN SAMAR					1,000	-	-	-	-	-	-	800	-	200	1,000
PIGGERY IN SAN ROQUE AND SANTA CRUZ, DOLORES, EASTERN SAMAR					500	-	-	-	-	-	-	450	50	-	500
WATER SUPPLY SYSTEM IN BARANGAY PROPER, CASIONGAN, CALUBIAN, LEYTE					500	-	-	-	-	-	-	400	-	100	500
WATER SUPPLY SYSTEM IN SITIO 40, JUBAY, CALUBIAN, LEYTE					500	-	-	-	-	-	-	400	-	100	500
WATER SUPPLY SYSTEM IN BARANGAY PROPER, ANISLAGAN, CALUBIAN, LEYTE					500	-	-	-	-	-	-	400	-	100	500
WATER SUPPLY SYSTEM IN DAMING, ENAGE, CALUBIAN, LEYTE					500	-	-	-	-	-	-	400	-	100	500
EGG LAYING MACHINE IN BARANGAY PROPER, KABUNGAAN, CITY OF BAYBAY, LEYTE					500	-	-	-	-	-	-	450	50	-	500
EGG LAYING MACHINE IN BARANGAY PROPER, CACAO, HILONGOS, LEYTE					500	-	-	-	-	-	-	450	50	-	500

Particulars	UACS CODE	Current Year's Obligation FY 2019			Budget Year Obligation Program FY 2020										
		Actual	Estimate	Total	Total	COMPREHENSIVE RELEASE					FOR LATER RELEASE(Negative List)				
		Jan.1-Sept.30	Oct.1-Dec.31			Q1	Q2	Q3	Q4	Sub Total	Q1	Q2	Q3	Q4	Sub Total
1	2	3	4	5= 3+4	6= 11+16	7	8	9	10	11= 7+8+9+10	12	13	14	15	16= 12+13+14+15
EGG LAYING MACHINE IN BARANGAY PROPER, MARANGOG, HILONGOS, LEYTE					500	-	-	-	-	-	-	450	50	-	500
EGG LAYING MACHINE IN BARANGAY PROPER, HAMPANGAN, HILONGOS, LEYTE					500	-	-	-	-	-	-	450	50	-	500
EGG LAYING MACHINE IN BARANGAY PROPER, SANTA MARGARITA, HILONGOS, LEYTE					500	-	-	-	-	-	-	450	50	-	500
EGG LAYING MACHINE IN SITIO PROPER, SAN ANTONIO, HILONGOS, LEYTE					500	-	-	-	-	-	-	450	50	-	500
EGG LAYING MACHINE IN BARANGAY PROPER, DELOS SANTOS, INOPAKAN, LEYTE					500	-	-	-	-	-	-	450	50	-	500
EGG LAYING MACHINE IN BARANGAY PROPER, SANTO NIÑO, MAHAPLAG, LEYTE					500	-	-	-	-	-	-	450	50	-	500
EGG LAYING MACHINE IN BARANGAY PROPER, PINAMONOAN, MAHAPLAG, LEYTE					500	-	-	-	-	-	-	450	50	-	500
EGG LAYING MACHINE IN BARANGAY PROPER, MALIGAYA, MAHAPLAG, LEYTE					500	-	-	-	-	-	-	450	50	-	500
HALFWAY HOUSE IN MATALOM LEYTE					1,000	-	-	-	-	-	-	800	-	200	1,000
WATER SUPPLY SYSTEM IN CATNOGAN, DAJA-DAKU, SAN ISIDRO, LEYTE					500	-	-	-	-	-	-	400	-	100	500
WATER SUPPLY SYSTEM IN CROSSING, TAGLAWIGAN, SAN ISIDRO, LEYTE					500	-	-	-	-	-	-	400	-	100	500

Particulars	UACS CODE	Current Year's Obligation FY 2019			Budget Year Obligation Program FY 2020										
		Actual Jan.1- Sept.30	Estimate Oct.1- Dec.31	Total 5= 3+4	Total 6= 11+16	COMPREHENSIVE RELEASE					FOR LATER RELEASE(Negative List)				
						Q1	Q2	Q3	Q4	Sub Total 11= 7+8+9+10	Q1	Q2	Q3	Q4	Sub Total 16= 12+13+ 14+15
1	2	3	4	5= 3+4	6= 11+16	7	8	9	10	11= 7+8+9+10	12	13	14	15	16= 12+13+ 14+15
PATHWAY IN BAGONG BARIO TO CABANGAHAN, MCKINLEY, CATARMAN, NORTEHRN SAMAR					1,000	-	-	-	-	-	-	800	-	200	1,000
PATHWAY IN POLANGI TO PATICUA, CATARMAN, NORTEHRN SAMAR					1,000	-	-	-	-	-	-	800	-	200	1,000
PATHWAY IN PATICUA TO SAN PASCUAL, CATARMAN, NORTEHRN SAMAR					1,000	-	-	-	-	-	-	800	-	200	1,000
PATHWAY IN QUEZON TO MABINI, CATARMAN, NORTEHRN SAMAR					1,000	-	-	-	-	-	-	800	-	200	1,000
PATHWAY IN CROSSING TO TRANGUE, CATARMAN, NORTEHRN SAMAR					1,000	-	-	-	-	-	-	800	-	200	1,000
PATHWAY IN MAGSAYSAY TO CATOTO-OGAN, LAS NAVAS, NORTHERN SAMAR					1,000	-	-	-	-	-	-	800	-	200	1,000
PATHWAY IN CATOTO-OGAN TO SAN ANTONIO, LAS NAVAS, NORTHERN SAMAR					1,000	-	-	-	-	-	-	800	-	200	1,000
PATHWAY IN SAN ANTONIO TO AGUINALDO, LAS NAVAS, NORTHERN SAMAR					1,000	-	-	-	-	-	-	800	-	200	1,000
PATHWAY IN AGUINALDO TO CROSSING, LAS NAVAS, NORTHERN SAMAR					1,000	-	-	-	-	-	-	800	-	200	1,000
PATHWAY IN GUYO TO MABINI, LAS NAVAS, NORTHERN SAMAR					1,000	-	-	-	-	-	-	800	-	200	1,000
PATHWAY IN CAG-AGUINGAY TO CAGAMESARAG, LOPE DE VEGA, NORTHERN SAMAR					1,000	-	-	-	-	-	-	800	-	200	1,000

Particulars	UACS CODE	Current Year's Obligation FY 2019			Budget Year Obligation Program FY 2020										
		Actual	Estimate	Total	Total	COMPREHENSIVE RELEASE					FOR LATER RELEASE(Negative List)				
		Jan.1-Sept.30	Oct.1-Dec.31			Q1	Q2	Q3	Q4	Sub Total	Q1	Q2	Q3	Q4	Sub Total
1	2	3	4	5= 3+4	6= 11+16	7	8	9	10	11= 7+8+9+10	12	13	14	15	16= 12+13+14+15
PATHWAY IN CAGAMESARAG TO MAGHIPID, LOPE DE VEGA, NORTHERN SAMAR					1,000	-	-	-	-	-	-	800	-	200	1,000
PATHWAY IN MAGHIPID TO LIBERTY, LOPE DE VEGA, NORTHERN SAMAR					1,000	-	-	-	-	-	-	800	-	200	1,000
PATHWAY IN LOPE DE VEGA (POB) TO BONIFACIO, LOPE DE VEGA, NORTHERN SAMAR					1,000	-	-	-	-	-	-	800	-	200	1,000
PATHWAY IN BONIFACIO TO HENARONAGAN, LOPE DE VEGA, NORTHERN SAMAR					1,000	-	-	-	-	-	-	800	-	200	1,000
PATHWAY IN CABABAYOGAN-GENAGASAN AND CABUNGA-AN, SILVINO LOBOS, NORTHERN SAMAR					1,000	-	-	-	-	-	-	800	-	200	1,000
HANGING BRIDGE IN GUINABNGA, CALBIGA, SAMAR					1,000	-	-	-	-	-	-	800	-	200	1,000
COMMUNAL TOILET WITH AMENITIES IN GUINABNGA, CALBIGA, SAMAR					500	-	-	-	-	-	-	400	-	100	500
COMMUNAL TOILET WITH AMENITIES IN HINDANG, CALBIGA, SAMAR					500	-	-	-	-	-	-	400	-	100	500
HANGING BRIDGE IN SINALANGTAN, CALBIGA, SAMAR					1,000	-	-	-	-	-	-	800	-	200	1,000
COMMUNAL TOILET WITH AMENITIES IN SINALANG(T)AN, CALBIGA, SAMAR					500	-	-	-	-	-	-	400	-	100	500
COMMUNAL TOILET WITH AMENITIES IN ANTOL, CALBIGA, SAMAR					500	-	-	-	-	-	-	400	-	100	500

Particulars	UACS CODE	Current Year's Obligation FY 2019			Budget Year Obligation Program FY 2020										
		Actual	Estimate	Total	Total	COMPREHENSIVE RELEASE					FOR LATER RELEASE(Negative List)				
		Jan.1-Sept.30	Oct.1-Dec.31			Q1	Q2	Q3	Q4	Sub Total	Q1	Q2	Q3	Q4	Sub Total
1	2	3	4	5= 3+4	6= 11+16	7	8	9	10	11= 7+8+9+10	12	13	14	15	16= 12+13+14+15
WATER SUPPLY SYSTEM IN GUINBANGA, CALBIGA, SAMAR					500	-	-	-	-	-	-	400	-	100	500
WATER SUPPLY SYSTEM IN HINDANG, CALBIGA, SAMAR					500	-	-	-	-	-	-	400	-	100	500
WATER SUPPLY SYSTEM IN BULUAN, CALBIGA, SAMAR					500	-	-	-	-	-	-	400	-	100	500
WATER SUPPLY SYSTEM IN CAAMLONGAN, CALBIGA, SAMAR					500	-	-	-	-	-	-	400	-	100	500
WATER SUPPLY SYSTEM IN SINALANGTAN, CALBIGA, SAMAR					500	-	-	-	-	-	-	400	-	100	500
WATER SUPPLY SYSTEM IN ANTOL, CALBIGA, SAMAR					500	-	-	-	-	-	-	400	-	100	500
ORGANIC VEGETABLE FARMING IN FATIMA, HINABANGAN, SAMAR					500	-	-	-	-	-	-	450	50	-	500
COMMUNAL TOILET WITH AMENITIES IN HINTERLANDS, SAN JOSE DE BUAN, SAMAR					500	-	-	-	-	-	-	400	-	100	500
HEALTH CENTER IN HAGBAY, SAN JOSE DE BUAN, SAMAR					1,000	-	-	-	-	-	-	800	-	200	1,000
MULTI-PURPOSE HALL IN GUSA, SAN JOSE DE BUAN, SAMAR					1,000	-	-	-	-	-	-	800	-	200	1,000
MULTI-PURPOSE HALL IN CAN-APONTE, SAN JOSE DE BUAN, SAMAR					1,000	-	-	-	-	-	-	800	-	200	1,000

Particulars	UACS CODE	Current Year's Obligation FY 2019			Budget Year Obligation Program FY 2020										
		Actual	Estimate	Total	Total	COMPREHENSIVE RELEASE					FOR LATER RELEASE(Negative List)				
		Jan.1-Sept.30	Oct.1-Dec.31			Q1	Q2	Q3	Q4	Sub Total	Q1	Q2	Q3	Q4	Sub Total
1	2	3	4	5= 3+4	6= 11+16	7	8	9	10	11= 7+8+9+10	12	13	14	15	16= 12+13+14+15
EGG LAYING MACHINE IN BARANGAY PROPER, PAMIGSIAN, BONTOC, LEYTE					500	-	-	-	-	-	-	450	50	-	500
EGG LAYING MACHINE IN OLISIHAN, BONTOC, LEYTE					500	-	-	-	-	-	-	450	50	-	500
EGG LAYING MACHINE IN BARANGAY PROPER, HILAAAN, BONTOC, LEYTE					500	-	-	-	-	-	-	450	50	-	500
EGG LAYING MACHINE IN HITAWOS, BONTOC, LEYTE					500	-	-	-	-	-	-	450	50	-	500
PROVINCIAL YOUTH LEADERSHIP SUMMIT IN ZAMBOANGA DEL NORTE					300	-	-	-	-	-	-	300	-	-	300
MUNICIPAL YOUTH LEADERSHIP SUMMIT IN JOSE DALMAN (PONOT), ZAMBOANGA DEL NORTE					200	-	-	-	-	-	-	200	-	-	200
COCONUT FARMING IN LOTE, KALAWIT POBLACION, KALAWIT, ZAMBOANGA DEL NORTE					500	-	-	-	-	-	-	450	50	-	500
WATER SUPPLY SYSTEM IN LOTE TO BALAS, KALAWIT POBLACION, KALAWIT, ZAMBOANGA DEL NORTE					500	-	-	-	-	-	-	400	-	100	500
TRIBAL HALL IN NASIBAC, BACUNGAN (LEON T POSTIGO), ZAMBOANGA DEL NORTE					1,000	-	-	-	-	-	-	800	-	200	1,000
COMMUNAL TOILET WITH AMENITIES IN SIPACONG, BACUNGAN (LEON T POSTIGO), ZAMBOANGA DEL NORTE					500	-	-	-	-	-	-	400	-	100	500
SOLAR ELECTRIFICATION IN TIOSAN, NASIBAC, BACUNGAN (LEON T POSTIGO), ZAMBOANGA DEL NORTE					500	-	-	-	-	-	-	400	-	100	500

Particulars	UACS CODE	Current Year's Obligation FY 2019			Budget Year Obligation Program FY 2020										
		Actual	Estimate	Total	Total	COMPREHENSIVE RELEASE					FOR LATER RELEASE(Negative List)				
		Jan.1- Sept.30	Oct.1- Dec.31			Q1	Q2	Q3	Q4	Sub Total	Q1	Q2	Q3	Q4	Sub Total
1	2	3	4	5= 3+4	6= 11+16	7	8	9	10	11= 7+8+9+10	12	13	14	15	16= 12+13+ 14+15
WATER SUPPLY SYSTEM IN TAYSAN, BACUNGAN (LEON T POSTIGO), ZAMBOANGA DEL NORTE					500	-	-	-	-	-	-	400	-	100	500
WATER SUPPLY SYSTEM IN CANANGAN, TITIK, SINDANGAN, ZAMBOANGA DEL NORTE					500	-	-	-	-	-	-	400	-	100	500
REPAIR OF HANGING BRIDGE IN PUROK 1, TIWALES, LAKEWOOD, ZAMBOANGA DEL SUR					500	-	-	-	-	-	-	400	-	100	500
SOLAR LIGHTS PANEL IN DAGUM, LAKEWOOD, ZAMBOANGA DEL SUR					500	-	-	-	-	-	-	400	-	100	500
SOLAR ELECTRIFICATION IN PARAISO, MAHAYAG, ZAMBOANGA DEL SUR					500	-	-	-	-	-	-	400	-	100	500
CONSTRUCTION OF HANGING BRIDGE IN PUROK 1, DUELIC, MIDSALIP, ZAMBOANGA DEL SUR					1,000	-	-	-	-	-	-	800	-	200	1,000
HEALTH CENTER IN PUROK 1, LACARAYAN, TIGBAO, ZAMBOANGA DEL SUR					1,000	-	-	-	-	-	-	800	-	200	1,000
WATER SUPPLY SYSTEM, PUROK I, MATE, TIGBAO, ZAMBOANGA DEL SUR					500	-	-	-	-	-	-	400	-	100	500
INTEGRATED SMALL SCALE ENTREPRENEURSHIP PROJECT IN ZAMBOANGA SIBUGAY					1,200	-	-	-	-	-	-	1,080	120	-	1,200
WATER SUPPLY SYSTEM IN GUINOMAN, DIPLAHAN, ZAMBOANGA SIBUGAY					500	-	-	-	-	-	-	400	-	100	500
WATER SUPPLY SYSTEM IN LACNAPAN, KABASALAN, ZAMBOANGA SIBUGAY					500	-	-	-	-	-	-	400	-	100	500

Particulars	UACS CODE	Current Year's Obligation FY 2019			Budget Year Obligation Program FY 2020										
		Actual Jan.1- Sept.30	Estimate Oct.1- Dec.31	Total 5= 3+4	Total 6= 11+16	COMPREHENSIVE RELEASE					FOR LATER RELEASE(Negative List)				
						Q1	Q2	Q3	Q4	Sub Total 11= 7+8+9+10	Q1	Q2	Q3	Q4	Sub Total 16= 12+13+ 14+15
1	2	3	4	5= 3+4	6= 11+16	7	8	9	10	11= 7+8+9+10	12	13	14	15	16= 12+13+ 14+15
WATER SUPPLY SYSTEM IN PUROK 7, BALAGON, SIAY, ZAMBOANGA SIBUGAY					500	-	-	-	-	-	-	400	-	100	500
MULTI-PURPOSE HALL IN IMPASUG-ONG, MALAYBALAY AND CABANGLASAN, BUKIDNON					1,000	-	-	-	-	-	-	800	-	200	1,000
IP AGRICULTURE LIVELIHOOD PROGRAM IN IMPASUG-ONG, MALAYBALAY AND CABANGLASAN, BUKIDNON					300	-	-	-	-	-	-	300	-	-	300
WATER RESERVOIR IN BACAYAN, SINUDA, KITAOTAO, BUKIDNON					1,000	-	-	-	-	-	-	800	-	200	1,000
WATER RESERVOIR IN BULAK, KIPILAS, KITAOTAO, BUKIDNON					1,000	-	-	-	-	-	-	800	-	200	1,000
WATER SUPPLY SYSTEM LEVEL 2 IN PROPER, KALILANGAN, ILIGAN CITY, LANA DEL NORTE					1,000	-	-	-	-	-	-	800	-	200	1,000
WATER SUPPLY SYSTEM LEVEL 2 IN PROPER, DULAG, ILIGAN CITY, LANA DEL NORTE					1,000	-	-	-	-	-	-	800	-	200	1,000
WATER SUPPLY SYSTEM LEVEL 2 IN PROPER, LANIPAO, ILIGAN CITY, LANA DEL NORTE					1,000	-	-	-	-	-	-	800	-	200	1,000
WATER SUPPLY SYSTEM LEVEL 2 IN PROPER, PANOROGANAN, ILIGAN CITY, LANA DEL NORTE					1,000	-	-	-	-	-	-	800	-	200	1,000
ENHANCEMENT OF WATER SYSTEM IN PROPER, MAINIT, ILIGAN CITY, LANA DEL NORTE					1,000	-	-	-	-	-	-	800	-	200	1,000
SOLAR ELECTRIFICATION IN PALAO, KOLAMBUGAN, LANA DEL NORTE					1,000	-	-	-	-	-	-	800	-	200	1,000

Particulars	UACS CODE	Current Year's Obligation FY 2019			Budget Year Obligation Program FY 2020										
		Actual	Estimate	Total	Total	COMPREHENSIVE RELEASE					FOR LATER RELEASE(Negative List)				
		Jan.1-Sept.30	Oct.1-Dec.31			Q1	Q2	Q3	Q4	Sub Total	Q1	Q2	Q3	Q4	Sub Total
1	2	3	4	5= 3+4	6= 11+16	7	8	9	10	11= 7+8+9+10	12	13	14	15	16= 12+13+14+15
SOLAR ELECTRIFICATION IN BUBONG, KOLAMBUGAN, LANA DEL NORTE					1,000	-	-	-	-	-	-	800	-	200	1,000
SOLAR ELECTRIFICATION IN SAN ROQUE, KOLAMBUGAN, LANA DEL NORTE					1,000	-	-	-	-	-	-	800	-	200	1,000
SOLAR ELECTRIFICATION IN LAMIGADATO, MAGSAYSAY, LANA DEL NORTE					1,000	-	-	-	-	-	-	800	-	200	1,000
CORN PRODUCTION IN DURIANON, MAGSAYSAY, LANA DEL NORTE					500	-	-	-	-	-	-	450	50	-	500
CORN PRODUCTION IN TALAMBO, MAGSAYSAY, LANA DEL NORTE					500	-	-	-	-	-	-	450	50	-	500
DAY CARE CENTER IN SEGAPOD, MAIGO, LANA DEL NORTE					1,000	-	-	-	-	-	-	800	-	200	1,000
INSTALLATION OF SOLAR STREET LIGHTS (16 UNITS) IN CAMP 1, MAIGO, LANA DEL NORTE					1,000	-	-	-	-	-	-	800	-	200	1,000
INSTALLATION OF SOLAR STREET LIGHTS (16 UNITS) IN MAHAYAHAY, MAIGO, LANA DEL NORTE					1,000	-	-	-	-	-	-	800	-	200	1,000
WATER SUPPLY SYSTEM LEVEL 2 IN NORTH CADULAWAN, MUNAI, LANA DEL NORTE					1,000	-	-	-	-	-	-	800	-	200	1,000
MULTI-PURPOSE HALL WITH STAGE IN NUNUNGAN, POONA PIAGAPO, LANA DEL NORTE					1,000	-	-	-	-	-	-	800	-	200	1,000
HANDICRAFT PRODUCTION FROM ROMBLON LEAVES IN PROPER, POONA PIAGAPO, LANA DEL NORTE					500	-	-	-	-	-	-	450	50	-	500

Particulars	UACS CODE	Current Year's Obligation FY 2019			Budget Year Obligation Program FY 2020										
		Actual Jan.1- Sept.30	Estimate Oct.1- Dec.31	Total 5= 3+4	Total 6= 11+16	COMPREHENSIVE RELEASE					FOR LATER RELEASE(Negative List)				
						Q1	Q2	Q3	Q4	Sub Total 11= 7+8+9+10	Q1	Q2	Q3	Q4	Sub Total 16= 12+13+ 14+15
1	2	3	4	5= 3+4	6= 11+16	7	8	9	10	11= 7+8+9+10	12	13	14	15	16= 12+13+ 14+15
WATER SUPPLY SYSTEM IN LOWER SAPAD, SAPAD, LANA O DEL NORTE					1,000	-	-	-	-	-	-	800	-	200	1,000
REPAIR OF FOOT BRIDGE IN PUROK 1, MACUBON (SINA-AD), ALORAN, MISAMIS OCCIDENTAL					1,000	-	-	-	-	-	-	800	-	200	1,000
WATER SUPPLY SYSTEM IN PUROK 1-2, SMALL POTONGAN, CONCEPCION, MISAMIS OCCIDENTAL					1,000	-	-	-	-	-	-	800	-	200	1,000
WATER SUPPLY SYSTEM IN PUROK 1-4, NAPANGAN, DON VICTORIANO CHIONGBIAN (DON MARIANO MARCOS), MISAMIS OCCIDENTAL					1,000	-	-	-	-	-	-	800	-	200	1,000
WATER SUPPLY SYSTEM IN PUROK 1-4, NUEVA VISTA (MASAWAN), DON VICTORIANO CHIONGBIAN (DON MARIANO MARCOS), MISAMIS OCCIDENTAL					1,000	-	-	-	-	-	-	800	-	200	1,000
SOLAR ELECTRIFICATION IN PUROK 1-3, SEBUCAL, CITY OF OROQUIETA, MISAMIS OCCIDENTAL					1,000	-	-	-	-	-	-	800	-	200	1,000
WATER SUPPLY SYSTEM IN PUROK 1-4, TOLIYOK, CITY OF OROQUIETA, MISAMIS OCCIDENTAL					1,000	-	-	-	-	-	-	800	-	200	1,000
WATER SUPPLY SYSTEM IN PUROK 1, GALA, TUDELA, MISAMIS OCCIDENTAL					1,000	-	-	-	-	-	-	800	-	200	1,000
APOSKAHOY WATER SYSTEM IMPROVEMENT PROJECT LEVEL 2, APOSKAHOY, CLAVERIA, MISAMIS ORIENTAL					1,000	-	-	-	-	-	-	800	-	200	1,000

Particulars	UACS CODE	Current Year's Obligation FY 2019			Budget Year Obligation Program FY 2020										
		Actual	Estimate	Total	Total	COMPREHENSIVE RELEASE					FOR LATER RELEASE(Negative List)				
		Jan.1-Sept.30	Oct.1-Dec.31			Q1	Q2	Q3	Q4	Sub Total	Q1	Q2	Q3	Q4	Sub Total
1	2	3	4	5= 3+4	6= 11+16	7	8	9	10	11= 7+8+9+10	12	13	14	15	16= 12+13+14+15
PELAEZ WATER SYSTEM IMPROVEMENT PROJECT LEVEL 2, PELAEZ, CLAVERIA, MISAMIS ORIENTAL					1,000	-	-	-	-	-	-	800	-	200	1,000
LAND ISSUES RESOLUTION FORUM AND WORKSHOP FOR LUGAIT, NAAWAN, EL SALVADOR. OPOL AND TALAKAG (BUKIDNON) AND MISAMIS ORIENTAL					300	-	-	-	-	-	-	300	-	-	300
LAND ISSUES RESOLUTION FORUM AND WORKSHOP IN LUGAIT, NAAWAN, EL SALVADOR. OPOL AND TALAKAG, BUKIDNON					500	-	-	-	-	-	-	500	-	-	500
WATER SUPPLY SYSTEM LEVEL 2 IN SIDE FOUR, MANGAYON, COMPOSTELA, COMPOSTELA VALLEY					1,000	-	-	-	-	-	-	800	-	200	1,000
POST-HARVEST FACILITY WITH SOLAR DRYER IN MAMBUSAO, NGAN, COMPOSTELA, COMPOSTEL VALLEY					500	-	-	-	-	-	-	450	-	50	500
POST-HARVEST FACILITY WITH SOLAR DRYER IN QUARY, NGAN, COMPOSTELA, COMPOSTEL VALLEY					500	-	-	-	-	-	-	450	-	50	500
HOG RAISING IN NURSERY, NGAN, COMPOSTELA, COMPOSTEL VALLEY					500	-	-	-	-	-	-	450	50	-	500
HOG RAISING IN BANGO, NGAN, COMPOSTELA, COMPOSTEL VALLEY					500	-	-	-	-	-	-	450	50	-	500

Particulars	UACS CODE	Current Year's Obligation FY 2019			Budget Year Obligation Program FY 2020										
		Actual	Estimate	Total	Total	COMPREHENSIVE RELEASE					FOR LATER RELEASE(Negative List)				
		Jan.1-Sept.30	Oct.1-Dec.31	5= 3+4	6= 11+16	Q1	Q2	Q3	Q4	Sub Total	11= 7+8+9+10	Q1	Q2	Q3	Q4
1	2	3	4	5= 3+4	6= 11+16	7	8	9	10	11= 7+8+9+10	12	13	14	15	16= 12+13+14+15
PEANUT PRODUCTION IN BANGO, NGAN, COMPOSTELA, COMPOSTEL VALLEY					500	-	-	-	-	-	-	450	50	-	500
VEGETABLE PRODUCTION IN QUARY, NGAN, COMPOSTELA, COMPOSTEL VALLEY					500	-	-	-	-	-	-	450	50	-	500
FISH PRODUCTION IN QUARY, NGAN, COMPOSTELA, COMPOSTEL VALLEY					500	-	-	-	-	-	-	450	50	-	500
HOG RAISING IN QUARY, NGAN, COMPOSTELA, COMPOSTEL VALLEY					500	-	-	-	-	-	-	450	50	-	500
WATER SUPPLU SYSTEM LEVEL 2, PUTING BATO, NGAN, COMPOSTELA, COMPOSTEL VALLEY					1,000	-	-	-	-	-	-	800	-	200	1,000
CONSTRUCTION OF MULTI-PURPOSE PAVEMENT IN PUROK 2, PANANSALAN, COMPOSTELA, COMPOSTELA VALLEY					500	-	-	-	-	-	-	450	-	50	500
HANGING CABLE FOOT BRIDGE, PANANSALAN, COMPOSTELA, COMPOSTELA VALLEY					1,000	-	-	-	-	-	-	800	-	200	1,000
VEGETABLE PRODUCTION IN PUROK 1, PANANSALAN, COMPOSTELA, COMPOSTELA VALLEY					500	-	-	-	-	-	-	450	50	-	500
WATER SUPPLY SYSTEM IN DEL PILAR, MABINI (DOÑA ALICIA), COMPOSTELA VALLEY					1,000	-	-	-	-	-	-	800	-	200	1,000
MULTI-PURPOSE HALL IN QUARRY, MAPAANG, MACO, COMPOSTELA VALLEY					1,000	-	-	-	-	-	-	800	-	200	1,000

Particulars	UACS CODE	Current Year's Obligation FY 2019			Budget Year Obligation Program FY 2020										
		Actual	Estimate	Total	Total	COMPREHENSIVE RELEASE					FOR LATER RELEASE(Negative List)				
		Jan.1-Sept.30	Oct.1-Dec.31			Q1	Q2	Q3	Q4	Sub Total	Q1	Q2	Q3	Q4	Sub Total
1	2	3	4	5= 3+4	6= 11+16	7	8	9	10	11= 7+8+9+10	12	13	14	15	16= 12+13+14+15
ELECTRIFICAITON IN QUARRY, MAPAANG, MACO, COMPOSTELA VALLEY					1,000	-	-	-	-	-	-	800	-	200	1,000
WATER SUPPLY SYSTEM IN NEW ASTURIAS, MACO, COMPOSTELA VALLEY					1,000	-	-	-	-	-	-	800	-	200	1,000
CORN MILL AND FACILITY IN PUROK 1, BAHI, MARAGUSAN (SAN MARIANO), COMPOSTELA VALLEY					500	-	-	-	-	-	-	450	50	-	500
POST-HARVEST FACILITY WITH SOLAR DRYER IN PUROK 1, BAHI, MARAGUSAN (SAN MARIANO), COMPOSTELA VALLEY					500	-	-	-	-	-	-	450	-	50	500
CORN MILL AND FACILITY IN PUROK 4, LANGGAWISAN, MARAGUSAN (SAN MARIANO), COMPOSTELA VALLEY					500	-	-	-	-	-	-	450	50	-	500
POST-HARVEST FACILITY WITH SOLAR DRYER IN PUROK 4, LANGGAWISAN, MARAGUSAN (SAN MARIANO), COMPOSTELA VALLEY					500	-	-	-	-	-	-	450	-	50	500
ABACA PRODUCTION IN PUROK 1, PALOC, MARAGUSAN (SAN MARIANO), COMPOSTELA VALLEY					500	-	-	-	-	-	-	450	50	-	500
GOAT RAISING IN PUROK SANTOL, TALIAN, MARAGUSAN (SAN MARIANO), COMPOSTELA VALLEY					500	-	-	-	-	-	-	450	50	-	500
ABACA PRODUCTION IN PUROK 1, NEW PANAY, MARAGUSAN (SAN MARIANO), COMPOSTELA VALLEY					500	-	-	-	-	-	-	450	50	-	500

Particulars	UACS CODE	Current Year's Obligation FY 2019			Budget Year Obligation Program FY 2020										
		Actual	Estimate	Total	Total	COMPREHENSIVE RELEASE					FOR LATER RELEASE(Negative List)				
		Jan.1-Sept.30	Oct.1-Dec.31			Q1	Q2	Q3	Q4	Sub Total	Q1	Q2	Q3	Q4	Sub Total
1	2	3	4	5= 3+4	6= 11+16	7	8	9	10	11= 7+8+9+10	12	13	14	15	16= 12+13+14+15
VEGETABLE PRODUCTION IN PUROK 1, PALOC, MARAGUSAN (SAN MARIANO), COMPOSTELA VALLEY					500	-	-	-	-	-	-	450	50	-	500
HOG RAISING IN PUROK 1, PALOC, MARAGUSAN (SAN MARIANO), COMPOSTELA VALLEY					500	-	-	-	-	-	-	450	50	-	500
GOAT RAISING IN PUROK 1, PALOC, MARAGUSAN (SAN MARIANO), COMPOSTELA VALLEY					500	-	-	-	-	-	-	450	50	-	500
CHICKEN PRODUCTION IN PUROK 1, PALOC, MARAGUSAN (SAN MARIANO), COMPOSTELA VALLEY					500	-	-	-	-	-	-	450	50	-	500
CHICKEN PRODUCTION IN PUROK SANTOL, TALIAN, MARAGUSAN (SAN MARIANO), COMPOSTELA VALLEY					500	-	-	-	-	-	-	450	50	-	500
HOG RAISING IN PUROK SANTOL, TALIAN, MARAGUSAN (SAN MARIANO), COMPOSTELA VALLEY					500	-	-	-	-	-	-	450	50	-	500
ABACA PRODUCTION IN PUROK 1, BAHU, MARAGUSAN (SAN MARIANO), COMPOSTELA VALLEY					500	-	-	-	-	-	-	450	50	-	500
PEANUT PRODUCTION IN PUROK 1, BAHU, MARAGUSAN (SAN MARIANO), COMPOSTELA VALLEY					500	-	-	-	-	-	-	450	50	-	500
ABACA PRODUCTION IN PUROK 4, LANGGAWISAN, MARAGUSAN (SAN MARIANO), COMPOSTELA VALLEY					500	-	-	-	-	-	-	450	50	-	500
PEANUT PRODUCTION IN PUROK 4, LANGGAWISAN, MARAGUSAN (SAN MARIANO), COMPOSTELA VALLEY					500	-	-	-	-	-	-	450	50	-	500

Particulars	UACS CODE	Current Year's Obligation FY 2019			Budget Year Obligation Program FY 2020										
		Actual	Estimate	Total	Total	COMPREHENSIVE RELEASE					FOR LATER RELEASE(Negative List)				
		Jan.1-Sept.30	Oct.1-Dec.31			Q1	Q2	Q3	Q4	Sub Total	Q1	Q2	Q3	Q4	Sub Total
1	2	3	4	5= 3+4	6= 11+16	7	8	9	10	11= 7+8+9+10	12	13	14	15	16= 12+13+14+15
2-CLASSROOM SCHOOL BUILDING IN PUROK 6, MABANDA, SAN VICENTE, MONTEVISTA, COMPOSTELA VALLEY					1,400	-	-	-	-	-	-	1,120	-	280	1,400
WATER SUPPLY SYSTEM IN PUROK 17 AND MATAN-AO, MAINIT, NABUNTURAN, COMPOSTELA VALLEY					1,000	-	-	-	-	-	-	800	-	200	1,000
POST-HARVEST FACILITY WITH SOLAR DRYER IN PONPONG, ANDAP, NEW BATAAN, COMPOSTELA VALLEY					1,000	-	-	-	-	-	-	900	-	100	1,000
PEANUT PRODUCTION IN PUROK 1, MANURIGAO, NEW BATAAN, COMPOSTELA VALLEY					500	-	-	-	-	-	-	450	50	-	500
ABACA PRODUCTION IN PUROK 1, MANURIGAO, NEW BATAAN, COMPOSTELA VALLEY					500	-	-	-	-	-	-	450	50	-	500
PEANUT PRODUCTION IN PONGPONG, ANDAP, NEW BATAAN, COMPOSTELA VALLEY					500	-	-	-	-	-	-	450	50	-	500
WATER SUPPLY SYSTEM LEVEL 2 IN PUROK 1, PAGSABANGAN, NEW BATAAN, COMPOSTELA VALLEY					1,000	-	-	-	-	-	-	800	-	200	1,000
WATER SUPPLY SYSTEM LEVEL 2 IN PONGPONG, ANDAP, NEW BATAAN, COMPOSTELA VALLEY					1,000	-	-	-	-	-	-	800	-	200	1,000
POST-HARVEST FACILITY WITH SOLAR DRYER IN PUROK 1, ARAIBO, PANTUKAN, COMPOSTELA VALLEY					1,000	-	-	-	-	-	-	900	-	100	1,000
POST-HARVEST FACILITY WITH SOLAR DRYER IN PUROK 1, TAG-UGPO, PANTUKAN, COMPOSTELA VALLEY					1,000	-	-	-	-	-	-	900	-	100	1,000

Particulars	UACS CODE	Current Year's Obligation FY 2019			Budget Year Obligation Program FY 2020										
		Actual	Estimate	Total	Total	COMPREHENSIVE RELEASE					FOR LATER RELEASE(Negative List)				
		Jan.1-Sept.30	Oct.1-Dec.31			Q1	Q2	Q3	Q4	Sub Total	Q1	Q2	Q3	Q4	Sub Total
1	2	3	4	5= 3+4	6= 11+16	7	8	9	10	11= 7+8+9+10	12	13	14	15	16= 12+13+14+15
HOG RAISING IN PUROK 1, LAS ARENAS, PANTUKAN, COMPOSTELA VALLEY					500	-	-	-	-	-	-	450	50	-	500
CHICKEN PRODUCTION IN PUROK 1, LAS ARENAS, PANTUKAN, COMPOSTELA VALLEY					500	-	-	-	-	-	-	450	50	-	500
CHICKEN PRODUCTION IN PUROK 1, TAG-UGPO, PANTUKAN, COMPOSTELA VALLEY					500	-	-	-	-	-	-	450	50	-	500
CHICKEN PRODUCTION IN PUROK 1, ARAIBO, PANTUKAN, COMPOSTELA VALLEY					500	-	-	-	-	-	-	450	50	-	500
CLOTH MAKING IN PUROK 1, ARAIBO, PANTUKAN, COMPOSTELA VALLEY					500	-	-	-	-	-	-	450	50	-	500
FISH PRODUCTION IN PUROK 1, LAS ARENAS, PANTUKAN, COMPOSTELA VALLEY					500	-	-	-	-	-	-	450	50	-	500
VEGETABLE PRODUCTION IN PUROK 1, LAS ARENAS, PANTUKAN, COMPOSTELA VALLEY					500	-	-	-	-	-	-	450	50	-	500
VEGETABLE PRODUCTION IN PUROK 1, TAG-UGPO, PANTUKAN, COMPOSTELA VALLEY					500	-	-	-	-	-	-	450	50	-	500
HOG RAISING IN PUROK 1, TAG-UGPO, PANTUKAN, COMPOSTELA VALLEY					500	-	-	-	-	-	-	450	50	-	500
WATER SUPPLY SYSTEM IN UPPER LAHI, MAGNAGA, PANTUKAN, COMPOSTELA VALLEY					1,000	-	-	-	-	-	-	800	-	200	1,000
INSTALLATION OF 55-UNIT LOW COST SOLAR LED HOME LIGHTING IN SASU, PALMA GIL, TALAINGOD, DAVAO DEL NORTE					1,000	-	-	-	-	-	-	800	-	200	1,000

Particulars	UACS CODE	Current Year's Obligation FY 2019			Budget Year Obligation Program FY 2020										
		Actual	Estimate	Total	Total	COMPREHENSIVE RELEASE					FOR LATER RELEASE(Negative List)				
		Jan.1-Sept.30	Oct.1-Dec.31	5= 3+4	6= 11+16	Q1	Q2	Q3	Q4	Sub Total	11= 7+8+9+10	Q1	Q2	Q3	Q4
1	2	3	4	5= 3+4	6= 11+16	7	8	9	10	11= 7+8+9+10	12	13	14	15	16= 12+13+ 14+15
INSTALLATION OF 53-UNIT LOW COST SOLAR LED HOME LIGHTING IN KM31, DAGOHOY, TALAINGOD, DAVAO DEL NORTE					1,000	-	-	-	-	-	-	800	-	200	1,000
HEALTH CENTER WITH FACILITIES IN BALAGONON, MANAGA, BANSALAN, DAVAO DEL SUR					1,000	-	-	-	-	-	-	800	-	200	1,000
INSTALLATION OF 5 STREET LIGHTS USING SOLAR PANEL WITH COMPLETE ACCESSORIES IN GUMITAN PROPER (MARILOG DISTRICT), DAVAO CITY, DAVAO DEL SUR					1,000	-	-	-	-	-	-	800	-	200	1,000
INSTALLATION OF 5 STREET LIGHTS USING SOLAR PANEL WITH COMPLETE ACCESSORIES IN SINASA, GUMITAN PROPER (MARILOG DISTRICT), DAVAO CITY, DAVAO DEL SUR					1,000	-	-	-	-	-	-	800	-	200	1,000
INSTALLATION OF 5 STREET LIGHTS USING SOLAR PANEL WITH COMPLETE ACCESSORIES IN KAPATAGAN, BRGYS GUMITAN AND MARILOG PROPER (MARILOG DISTRICT), DAVAO CITY, DAVAO DEL SUR					1,000	-	-	-	-	-	-	800	-	200	1,000
2-CLASSROOM SCHOOL BUILDING IN KAHUSAYAN, MANUEL GUIANGA (TUGBOK DISTRICT), DAVAO CITY, DAVAO DEL SUR					1,400	-	-	-	-	-	-	1,120	-	280	1,400
ABACA PRODUCTION IN MANUEL GUIANGA (TUGBOK DISTRICT), DAVAO CITY, DAVAO DEL SUR					500	-	-	-	-	-	-	450	50	-	500

Particulars	UACS CODE	Current Year's Obligation FY 2019			Budget Year Obligation Program FY 2020										
		Actual	Estimate	Total	Total	COMPREHENSIVE RELEASE					FOR LATER RELEASE(Negative List)				
		Jan.1-Sept.30	Oct.1-Dec.31			Q1	Q2	Q3	Q4	Sub Total	Q1	Q2	Q3	Q4	Sub Total
1	2	3	4	5= 3+4	6= 11+16	7	8	9	10	11= 7+8+9+10	12	13	14	15	16= 12+13+14+15
WATER PUMP AND WATER RESERVOIR IN LUMONDAO, MARILOG PROPER (MARILOG DISTRICT), DAVAO CITY, DAVAO DEL SUR					1,000	-	-	-	-	-	-	800	-	200	1,000
INSTALLATION OF SOLAR PANEL WITH COMPLETE ACCESSORIES (1.3 KW) IN KENSI-KENSI, SALAPAWAN (PAQUIBATO DISTRICT), DAVAO CITY, DAVAO DEL SUR					1,000	-	-	-	-	-	-	800	-	200	1,000
INSTALLATION OF SOLAR PANEL WITH COMPLETE ACCESSORIES (1.3 KW) IN BALITE, SALAPAWAN (PAQUIBATO DISTRICT), DAVAO CITY, DAVAO DEL SUR					1,000	-	-	-	-	-	-	800	-	200	1,000
INSTALLATION OF SOLAR PANEL WITH COMPLETE ACCESSORIES (1.3 KW) IN KIMAN-ANAO, SALAPAWAN (PAQUIBATO DISTRICT), DAVAO CITY, DAVAO DEL SUR					1,000	-	-	-	-	-	-	800	-	200	1,000
ELECTRIFICATION, BANARAO, TALANDANG (TUGBOK DISTRICT), DAVAO CITY, DAVAO DEL SUR					1,000	-	-	-	-	-	-	800	-	200	1,000
ELECTRIFICATION IN DATAL PITAK, COLONSABAK, MATANAO, DAVAO DEL SUR					1,000	-	-	-	-	-	-	800	-	200	1,000
CORN AND RICE SEEDLINGS PRODUCTION IN ASBANG, MATANAO, DAVAO DEL SUR					500	-	-	-	-	-	-	450	50	-	500
CONSTRUCTION OF TRIBAL HALL IN SALIDUCON, SANTA CRUZ, DAVAO DEL SUR					1,000	-	-	-	-	-	-	800	-	200	1,000
ABACA PRODUCTION, FACILITY AND TRAINING IN LIMOT, BINONDO, BAGANGA, DAVAO ORIENTAL					1,000	-	-	-	-	-	-	900	100	-	1,000

Particulars	UACS CODE	Current Year's Obligation FY 2019			Budget Year Obligation Program FY 2020										
		Actual	Estimate	Total	Total	COMPREHENSIVE RELEASE					FOR LATER RELEASE(Negative List)				
		Jan.1-Sept.30	Oct.1-Dec.31			Q1	Q2	Q3	Q4	Sub Total	Q1	Q2	Q3	Q4	Sub Total
1	2	3	4	5= 3+4	6= 11+16	7	8	9	10	11= 7+8+9+10	12	13	14	15	16= 12+13+14+15
ABACA PRODUCTION, FACILITY AND TRAINING IN MANTAPAY, BINONDO, BAGANGA, DAVAO ORIENTAL					1,000	-	-	-	-	-	-	900	100	-	1,000
ABACA PRODUCTION, FACILITY AND TRAINING IN LUYONG, BINONDO, BAGANGA, DAVAO ORIENTAL					1,000	-	-	-	-	-	-	900	100	-	1,000
ABACA PRODUCTION, FACILITY AND TRAINING IN CAATIHAN, BINONDO, BAGANGA, DAVAO ORIENTAL					1,000	-	-	-	-	-	-	900	100	-	1,000
WATER SUPPLY SYSTEM LEVEL 2 IN TIGBAWAN, BINONDO, BAGANGA, DAVAO ORIENTAL					1,000	-	-	-	-	-	-	800	-	200	1,000
WATER SUPPLY SYSTEM LEVEL 2 IN CASUNUGAN, MAHANUB, BAGANGA, DAVAO ORIENTAL					1,000	-	-	-	-	-	-	800	-	200	1,000
NATIVE CHICKEN PRODUCTION IN PUROK 5, MAPUTI, BANAYBANAY, DAVAO ORIENTAL					500	-	-	-	-	-	-	450	50	-	500
HOG RAISING IN PUROK SENTRO, MAHAYAG, BANAYBANAY, DAVAO ORIENTAL					500	-	-	-	-	-	-	450	50	-	500
MULTI-PURPOSE DRYING PAVEMENT IN BAGONG-BAYAN, TAYTAYAN, CATEEL, DAVAO ORIENTAL					500	-	-	-	-	-	-	450	-	50	500
ABACA PRODUCTION, FACILITY AND TRAINING IN SABANGAN, MALIBAGO, CATEEL, DAVAO ORIENTAL					1,000	-	-	-	-	-	-	900	100	-	1,000

Particulars	UACS CODE	Current Year's Obligation FY 2019			Budget Year Obligation Program FY 2020										
		Actual Jan.1- Sept.30	Estimate Oct.1- Dec.31	Total 5= 3+4	Total 6= 11+16	COMPREHENSIVE RELEASE					FOR LATER RELEASE(Negative List)				
						Q1 7	Q2 8	Q3 9	Q4 10	Sub Total 11= 7+8+9+10	Q1 12	Q2 13	Q3 14	Q4 15	Sub Total 16= 12+13+ 14+15
ABACA PRODUCTION, FACILITY AND TRAINING IN PATONG, MALIBAGO, CATEEL, DAVAO ORIENTAL					1,000	-	-	-	-	-	-	900	100	-	1,000
ABACA PRODUCTION, FACILITY AND TRAINING IN BANLOD, MALIBAGO, CATEEL, DAVAO ORIENTAL					1,000	-	-	-	-	-	-	900	100	-	1,000
NATIVE CHICKEN PRODUCTION AND SKILLS TRAINING IN PAGLUSNGAN, TAYTAYAN, CATEEL, DAVAO ORIENTAL					700	-	-	-	-	-	-	630	70	-	700
WATER SUPPLY SYSTEM LEVEL2 IN MAYLAYA, MALIBAGO, CATEEL, DAVAO ORIENTAL					1,000	-	-	-	-	-	-	800	-	200	1,000
WATER SUPPLY SYSTEM LEVEL2 IN BANGAS, MAINIT, CATEEL, DAVAO ORIENTAL					1,000	-	-	-	-	-	-	800	-	200	1,000
NATIVE CHICKEN PRODUCTION IN PUROK SENTRO, SANGHAY, CITY OF MATI, DAVAO ORIENTAL					500	-	-	-	-	-	-	450	50	-	500
REHABILITATION OF FOOT BRIDGE IN MABUHAY, CALAPAGAN, LUPON, DAVAO ORIENTAL					1,000	-	-	-	-	-	-	800	-	200	1,000
CONSTRUCTION OF MUSHROOM PRODUCTION FACILITY IN PUROK ORCHIDS, DON MARIANO MARCOS, LUPON, DAVAO ORIENTAL					500	-	-	-	-	-	-	400	-	100	500
REHABILITATION OF WATER SUPPLY SYSTEM LEVEL 2 IN TAGADA, MARAGATAS, LUPON, DAVAO ORIENTAL					1,000	-	-	-	-	-	-	800	-	200	1,000

Particulars	UACS CODE	Current Year's Obligation FY 2019			Budget Year Obligation Program FY 2020										
		Actual	Estimate	Total	Total	COMPREHENSIVE RELEASE					FOR LATER RELEASE(Negative List)				
		Jan.1-Sept.30	Oct.1-Dec.31			Q1	Q2	Q3	Q4	Sub Total	Q1	Q2	Q3	Q4	Sub Total
1	2	3	4	5= 3+4	6= 11+16	7	8	9	10	11= 7+8+9+10	12	13	14	15	16= 12+13+14+15
CORN MILL AND FACILITY, PUROK SENTRO, NEW VISAYAS, LUPON, DAVAO ORIENTAL					1,000	-	-	-	-	-	-	900	100	-	1,000
WATER SUPPLY SYSTEM LEVEL 2 IN PUROK CONSUELO, SAN ISIDRO, LUPON					1,000	-	-	-	-	-	-	800	-	200	1,000
WATER SUPPLY SYSTEM LEVEL 2 IN DANGILAS, SAN ISIDRO, LUPON					1,000	-	-	-	-	-	-	800	-	200	1,000
WATER SUPPLY SYSTEM LEVEL 2 IN BAROBO, SAN ISIDRO, LUPON					1,000	-	-	-	-	-	-	800	-	200	1,000
CORN AND ABACA PRODUCTION AND FACILITY IN CALINAWAN, NEW TAOKANGA, MANAY, DAVAO ORIENTAL					1,000	-	-	-	-	-	-	900	100	-	1,000
WATER SUPPLY SYSTEM LEVEL 2 IN LIMENTUOG, NEW TAOKANGA, MANAY, DAVAO ORIENTAL					1,000	-	-	-	-	-	-	800	-	200	1,000
WATER SUPPLY SYSTEM LEVEL 2 IN PAGSAYAWAN, NEW TAOKANGA, MANAY, DAVAO ORIENTAL					1,000	-	-	-	-	-	-	800	-	200	1,000
WATER SUPPLY SYSTEM LEVEL 2 IN NEW MACOPA, NEW TAOKANGA, MANAY, DAVAO ORIENTAL					1,000	-	-	-	-	-	-	800	-	200	1,000
NATIVE CHICKEN PRODUCTION IN BUWAD, BATOBATO (POB,), SAN ISIDRO, DAVAO ORIENTAL					500	-	-	-	-	-	-	450	50	-	500
COW RAISING IN PUROK KALIPAYAN, KABALANTIAN, ARAKAN, COTABATO (NORTH COTABATO)					500	-	-	-	-	-	-	450	50	-	500

Particulars	UACS CODE	Current Year's Obligation FY 2019			Budget Year Obligation Program FY 2020										
		Actual	Estimate	Total	Total	COMPREHENSIVE RELEASE					FOR LATER RELEASE(Negative List)				
		Jan.1-Sept.30	Oct.1-Dec.31	5= 3+4	6= 11+16	Q1	Q2	Q3	Q4	Sub Total	11= 7+8+9+10	Q1	Q2	Q3	Q4
1	2	3	4	5= 3+4	6= 11+16	7	8	9	10	11= 7+8+9+10	12	13	14	15	16= 12+13+14+15
BANANA PRODUCTION (BINAGAY) IN UPPER LUMBO, KABALANTIAN, ARAKAN, COTABATO (NORTH COTABATO)					300	-	-	-	-	-	-	300	-	-	300
GOAT RAISING IN UPPER LUMBO, KABALANTIAN, ARAKAN, COTABATO (NORTH COTABATO)					500	-	-	-	-	-	-	450	50	-	500
PIGGERY IN PUROK ALEGRE, KABALANTIAN, ARAKAN, COTABATO (NORTH COTABATO)					500	-	-	-	-	-	-	450	50	-	500
CURTAIN AND PILLOW MAKING IN PUROK KALIPAYAN, KABALANTIAN, ARAKAN, COTABATO (NORTH COTABATO)					200	-	-	-	-	-	-	200	-	-	200
SANDAL MAKING IN MATIGOL, DATU LADAYON, ARAKAN, COTABATO (NORTH COTABATO)					500	-	-	-	-	-	-	450	50	-	500
GOAT RAISING IN CENTRO (PUROK 1 AND 2), DATU LADAYON, ARAKAN, COTABATO (NORTH COTABATO)					500	-	-	-	-	-	-	450	50	-	500
PIGGERY IN PUNDOK, TUMANDING, ARAKAN, COTABATO (NORTH COTABATO)					500	-	-	-	-	-	-	450	50	-	500
WATER RESERVOIR IN PUROK KALIPAYAN, KABALANTIAN, ARAKAN, COTABATO (NORTH COTABATO)					1,000	-	-	-	-	-	-	800	-	200	1,000
HAND TRACTOR IN PEACE 5, PATADON EAST, KIDAPAWAN CITY, COTABATO (NORTH COTABATO)					200	-	-	-	-	-	-	200	-	-	200
MULTI-PURPOSE HALL IN PUROK 7, DEL PILAR, MAGPET, COTABATO (NORTH COTABATO)					1,000	-	-	-	-	-	-	800	-	200	1,000

Particulars	UACS CODE	Current Year's Obligation FY 2019			Budget Year Obligation Program FY 2020										
		Actual	Estimate	Total	Total	COMPREHENSIVE RELEASE					FOR LATER RELEASE(Negative List)				
		Jan.1-Sept.30	Oct.1-Dec.31			Q1	Q2	Q3	Q4	Sub Total	Q1	Q2	Q3	Q4	Sub Total
1	2	3	4	5= 3+4	6= 11+16	7	8	9	10	11= 7+8+9+10	12	13	14	15	16= 12+13+14+15
HOG RAISING IN BUAY-BUAY, BASAK, MAGPET, COTABATO (NORTH COTABATO)					500	-	-	-	-	-	-	450	50	-	500
HOG RAISING IN TAGAYTAY, MAHONGCOG, MAGPET, COTABATO (NORTH COTABATO)					500	-	-	-	-	-	-	450	50	-	500
HOG RAISING IN LAKAWON, BALETE, MAGPET, COTABATO (NORTH COTABATO)					500	-	-	-	-	-	-	450	50	-	500
POULTRY RAISING IN PUROK ORCHID, ALIBAYON, MAGPET, COTABATO (NORTH COTABATO)					500	-	-	-	-	-	-	450	50	-	500
COCONUT SEELINGS IN PUROK SAMPAGUITA, ALIBAYON, MAGPET, COTABATO (NORTH COTABATO)					300	-	-	-	-	-	-	300	-	-	300
HOLLOW BLOCK MAKING IN PUROK CADINA, ALIBAYON, MAGPET, COTABATO (NORTH COTABATO)					200	-	-	-	-	-	-	200	-	-	200
VEGETABLE SEEDLINGS IN PUROK 7, TEMPORAN, MAGPET, COTABATO (NORTH COTABATO)					100	-	-	-	-	-	-	100	-	-	100
ELECTRIFICATION IN LACOB, MALABUAN, MAKILALA, COTABATO (NORTH COTABATO)					1,000	-	-	-	-	-	-	800	-	200	1,000
MOTORIZED BANCA IN LOMOPG AND MACASENDING, MIDSAYAP, COTABATO (NORTH COTABATO)					1,000	-	-	-	-	-	-	900	100	-	1,000
MOTORIZED BANCA IN DALGAN, KALBUGAN AND BULIOK, PAGALUNGAN, COTABATO (NORTH COTABATO)					1,000	-	-	-	-	-	-	900	100	-	1,000
SOLAR ELECTRIFICAITON IN LAMBUSONG, BATANG, TULUNAN, COTABATO (NORTH COTABATO)					1,000	-	-	-	-	-	-	800	-	200	1,000

Particulars	UACS CODE	Current Year's Obligation FY 2019			Budget Year Obligation Program FY 2020										
		Actual	Estimate	Total	Total	COMPREHENSIVE RELEASE					FOR LATER RELEASE(Negative List)				
		Jan.1-Sept.30	Oct.1-Dec.31			Q1	Q2	Q3	Q4	Sub Total	Q1	Q2	Q3	Q4	Sub Total
1	2	3	4	5= 3+4	6= 11+16	7	8	9	10	11= 7+8+9+10	12	13	14	15	16= 12+13+14+15
DEEP WELL IN BITUAN, TULUNAN, COTABATO (NORTH COTABATO)					500	-	-	-	-	-	-	400	-	100	500
DEEP WELL IN LAMBUSONG, BATANG, TULUNAN, COTABATO (NORTH COTABATO)					1,000	-	-	-	-	-	-	800	-	200	1,000
DEEP WELL IN ALIMODIAN, BANAYAL, TULUNAN, COTABATO (NORTH COTABATO)					500	-	-	-	-	-	-	400	-	100	500
6-CLASSROOM SCHOOL BUILDING WITH FACILITIES IN TALIFARA, KATUBAO, ALABEL, SARANGANI					3,000	-	-	-	-	-	-	2,400	-	600	3,000
WATER RESERVOIR IN KABLAN, DOMOLOC, ALABEL, SARANGANI					1,000	-	-	-	-	-	-	800	-	200	1,000
DEEP WELL (1KM) FOR KABLAN, LIKON AND BLAO, DOMOLOK, ALABEL, SARANGANI					500	-	-	-	-	-	-	400	-	100	500
WATER RESERVOIR (1KM) IN TALIFARA, ALEGRIA, ALABEL, SARANGANI					1,000	-	-	-	-	-	-	800	-	200	1,000
ELECTRIFICATION IN TALUK BONG, KATUBAO, KIAMBA, SARANGANI					1,000	-	-	-	-	-	-	800	-	200	1,000
WATER SUPPLY SYSTEM LEVEL 2 IN SABAYOL, TAMADANG, KIAMBA, SARANGANI					1,000	-	-	-	-	-	-	800	-	200	1,000
ELECTRIFICATION IN LAMLABONG, AMSIPIT, MAASIM, SARANGANI					1,000	-	-	-	-	-	-	800	-	200	1,000
WATER SUPPLY SYSTEM LEVEL 2 IN HITAM-EL, LUMASAL, MAASIM, SARANGANI					1,000	-	-	-	-	-	-	800	-	200	1,000

Particulars	UACS CODE	Current Year's Obligation FY 2019			Budget Year Obligation Program FY 2020										
		Actual Jan.1- Sept.30	Estimate Oct.1- Dec.31	Total 5= 3+4	Total 6= 11+16	COMPREHENSIVE RELEASE					FOR LATER RELEASE(Negative List)				
						Q1	Q2	Q3	Q4	Sub Total 11= 7+8+9+10	Q1	Q2	Q3	Q4	Sub Total 16= 12+13+ 14+15
1	2	3	4	5= 3+4	6= 11+16	7	8	9	10	11= 7+8+9+10	12	13	14	15	16= 12+13+ 14+15
DEEP WELL IN LANGARAN, KABLACAN, MAASIM, SARANGANI					500	-	-	-	-	-	-	400	-	100	500
HEALTH CENTER WITH FACILITIES IN MAYBAKA, UPPER SUYAN, MALAPATAN, SARANGANI					1,000	-	-	-	-	-	-	800	-	200	1,000
HEALTH CENTER WITH FACILITIES FOR SITIOS SOLKILI, MACOL AND KLALANG IN KIHAN, MALAPATAN, SARANGANI					1,000	-	-	-	-	-	-	800	-	200	1,000
WATER RESERVOIR (1KM) FOR SITIOS KABAKLOD, MAYBAKA AND KAKOB IN UPPER SUYAN, MALAPATAN, SARANGANI					1,000	-	-	-	-	-	-	800	-	200	1,000
MULTI-PURPOSE HALL IN PULATANA, MALANDAG, MALUNGON, SARANGANI					1,000	-	-	-	-	-	-	800	-	200	1,000
WATER SUPPLY SYSTEM IN DATAL BONGLANGON, NED, LAKE SEBU, SOUTH COTABATO					2,000	-	-	-	-	-	-	1,600	-	400	2,000
ELECTRIFICATION IN TUDOK, T'BOLI, SOUTH COTABATO					1,000	-	-	-	-	-	-	800	-	200	1,000
DEEP WELL IN BILA, TUDOK, T'BOLI, SOUTH COTABATO					500	-	-	-	-	-	-	400	-	100	500
DAY CARE CENTER IN STRIKER, SANTO NINO, BAGUMBAYAN, SULTAN KUDARAT					1,000	-	-	-	-	-	-	800	-	200	1,000
WATER SUPPLY SYSTEM IN PAG-ASA, BAI SARIFINANG, BAGUMBAYAN, SULTAN KUDARAT					1,000	-	-	-	-	-	-	800	-	200	1,000

Particulars	UACS CODE	Current Year's Obligation FY 2019			Budget Year Obligation Program FY 2020										
		Actual	Estimate	Total	Total	COMPREHENSIVE RELEASE					FOR LATER RELEASE(Negative List)				
		Jan.1-Sept.30	Oct.1-Dec.31			Q1	Q2	Q3	Q4	Sub Total	Q1	Q2	Q3	Q4	Sub Total
1	2	3	4	5= 3+4	6= 11+16	7	8	9	10	11= 7+8+9+10	12	13	14	15	16= 12+13+14+15
WATER SUPPLY SYSTEM IN TITULOK, BAGUMBAYAN, SULTAN KUDARAT					1,000	-	-	-	-	-	-	800	-	200	1,000
WATER SUPPLY SYSTEM IN PROPER, MONTEVERDE, BAGUMBAYAN, SULTAN KUDARAT					1,000	-	-	-	-	-	-	800	-	200	1,000
DEEP WELL IN BUKAY-EL, SINAPULAN, COLUMBIO, SULTAN KUDARAT					500	-	-	-	-	-	-	400	-	100	500
2-CLASSROOM SCHOOL BUILDING IN KUHANEN, PAMANTINGAN, ESPERANZA, SULTAN KUDARAT					1,400	-	-	-	-	-	-	1,120	-	280	1,400
GOAT, CATTLE AND CARABAO DISPERSAL IN UGIS AND KUHANEN, MARGUES, ESPERANZA, SULTAN KUDARAT					500	-	-	-	-	-	-	450	50	-	500
2-CLASSROOM SCHOOL BUILDING IN SEPEIN, SABANAL, KALAMANSIG, SULTAN KUDARAT					1,400	-	-	-	-	-	-	1,120	-	280	1,400
2-CLASSROOM SCHOOL BUILDING IN TUMBAGA, SABANAL, KALAMANSIG, SULTAN KUDARAT					1,400	-	-	-	-	-	-	1,120	-	280	1,400
CONSTRUCTION HANGING FOOT BRIDGE (2 UNITS) IN DATU WASAY, KALAMANSIG, SULTAN KUDARAT					1,000	-	-	-	-	-	-	800	-	200	1,000
PROVISION AND INSTALLATION OF 27 UNITS SOLAR STREET LIGHTING SYSTEM IN KAMANGLIHAN, UPPER METI, DAGKOT, NAPUAN AND MANGGA-PESA OF BULULAWAN, LEBAK, SULTAN KUDARAT					1,000	-	-	-	-	-	-	800	-	200	1,000
HALFWAY HOUSE IN PALIMBANG, SULTAN KUDARAT					1,000	-	-	-	-	-	-	800	-	200	1,000

Particulars	UACS CODE	Current Year's Obligation FY 2019			Budget Year Obligation Program FY 2020										
		Actual	Estimate	Total	Total	COMPREHENSIVE RELEASE					FOR LATER RELEASE(Negative List)				
		Jan.1-Sept.30	Oct.1-Dec.31			Q1	Q2	Q3	Q4	Sub Total	Q1	Q2	Q3	Q4	Sub Total
1	2	3	4	5= 3+4	6= 11+16	7	8	9	10	11= 7+8+9+10	12	13	14	15	16= 12+13+ 14+15
FOOTBRIDGE IN BARANGAY PROPERM MIDTUNGOK, SENATO NINOY AQUINO, SULTAN KUDARAT					2,000	-	-	-	-	-	-	1,600	-	400	2,000
WATER SUPPLY SYSTEM IN LEMANGGA, MIDTUNGOK, SENATOR NINOY AQUINO, SULTAN KUDARAT					1,000	-	-	-	-	-	-	800	-	200	1,000
RICE PRODUCTION IN GUINABSAN, BUENAVISTA, AGUSAN DEL NORTE					500	-	-	-	-	-	-	450	50	-	500
WATER SUPPLY SYSTEM LEVEL 2 IN PUROK 2, LOWER OLAVE, BUENAVISTA, AGUSAN DEL NORTE					1,000	-	-	-	-	-	-	800	-	200	1,000
WATER SUPPLY SYSTEM IN LABONG, SIMBALAN, BUENAVISTA, AGUSAN DEL NORTE					1,000	-	-	-	-	-	-	800	-	200	1,000
WATER SUPPLY SYSTEM IN BAGANG, SIMBALAN, BUENAVISTA, AGUSAN DEL NORTE					1,000	-	-	-	-	-	-	800	-	200	1,000
WATER SUPPLY SYSTEM IN CALAITAN, SIMBALAN, BUENAVISTA, AGUSAN DEL NORTE					1,000	-	-	-	-	-	-	800	-	200	1,000
WATER SUPPLY SYSTEM IN BASLAY, SANGAY, BUENAVISTA, AGUSAN DEL NORTE					1,000	-	-	-	-	-	-	800	-	200	1,000
WATER SUPPLY SYSTEM IN KIPUNDAO, SANGAY, BUENAVISTA, AGUSAN DEL NORTE					1,000	-	-	-	-	-	-	800	-	200	1,000
COFFEE PRODUCTION AND PROCESSING IN TUNGAO, BUTUAN, AGUSAN DEL NORTE					500	-	-	-	-	-	-	450	50	-	500
EGG PRODUCTION IN BIT-OS, BUTUAN, AGUSAN DEL NORTE					500	-	-	-	-	-	-	450	50	-	500

Particulars	UACS CODE	Current Year's Obligation FY 2019			Budget Year Obligation Program FY 2020										
		Actual	Estimate	Total	Total	COMPREHENSIVE RELEASE					FOR LATER RELEASE(Negative List)				
		Jan.1-Sept.30	Oct.1-Dec.31			Q1	Q2	Q3	Q4	Sub Total	Q1	Q2	Q3	Q4	Sub Total
1	2	3	4	5= 3+4	6= 11+16	7	8	9	10	11= 7+8+9+10	12	13	14	15	16= 12+13+14+15
SWINE AND GOAT RAISING IN NONG-NONG, BUTUAN, AGUSAN DEL NORTE					500	-	-	-	-	-	-	450	50	-	500
COCONUT COPRA PROCESSING IN BITANG-AGAN, BUTUAN, AGUSAN DEL NORTE					500	-	-	-	-	-	-	450	50	-	500
CACAO PRODUCTION AND PROCESSING IN MANILA DE BUGABOS, BUTUAN, AGUSAN DEL NORTE					500	-	-	-	-	-	-	450	50	-	500
GOAT RAISING, TAGKILING, ANTICALA, BUTUAN, AGUSAN DEL NORTE					500	-	-	-	-	-	-	450	50	-	500
GOAT RAISING IN MAHAYAHAY, ANTICALA, BUTUAN, AGUSAN DEL NORTE					500	-	-	-	-	-	-	450	50	-	500
WATER SUPPLY SYSTEM IN LAMUSIG AND KAYMITO, TUNGAO, BUTUAN, AGUSAN DEL NORTE					1,000	-	-	-	-	-	-	800	-	200	1,000
WATER SUPPLY SYSTEM IN MANILA DE BUGABOS, BUTUAN, AGUSAN DEL NORTE					1,000	-	-	-	-	-	-	800	-	200	1,000
GOAT RAISING IN APA-APA, BANGONAY, JABONGA, AGUSAN DEL NORTE					500	-	-	-	-	-	-	450	50	-	500
EGG PRODUCTION IN BANGAG, TECLAN, KATIGAHAN AND ZAPANTA, JABONGA, AGUSAN DEL NORTE					500	-	-	-	-	-	-	450	50	-	500
EGG PRODUCTION IN ZAPANTA, BANGAYAN, KITCHARAO, AGUSAN DEL NORTE					500	-	-	-	-	-	-	450	50	-	500
GOAT RAISING IN HINIMBANGAN, KITCHARAO, AGUSAN DEL NORTE					500	-	-	-	-	-	-	450	50	-	500

Particulars	UACS CODE	Current Year's Obligation FY 2019			Budget Year Obligation Program FY 2020										
		Actual Jan.1- Sept.30	Estimate Oct.1- Dec.31	Total 5= 3+4	Total 6= 11+16	COMPREHENSIVE RELEASE					FOR LATER RELEASE(Negative List)				
						Q1	Q2	Q3	Q4	Sub Total 11= 7+8+9+10	Q1	Q2	Q3	Q4	Sub Total 16= 12+13+ 14+15
1	2	3	4	5= 3+4	6= 11+16	7	8	9	10	11= 7+8+9+10	12	13	14	15	16= 12+13+ 14+15
RICE PRODUCTION IN ZAPANTA, BANGAYAN, KITCHARAO, AGUSAN DEL NORTE					500	-	-	-	-	-	-	450	50	-	500
GOAT RAISING IN ZAPANTA, BANGAYAN, KITCHARAO, AGUSAN DEL NORTE					500	-	-	-	-	-	-	450	50	-	500
WATER RESERVOIR IN PUROK 8, 9, 4A AND 10, MAHAYAHAY, KITCHARAO, AGUSAN DEL NORTE					500	-	-	-	-	-	-	400	-	100	500
WATER RESERVOIR IN MAHAYAHAY, KITCHARAO, AGUSAN DEL NORTE					500	-	-	-	-	-	-	400	-	100	500
WATER RESERVOIR IN JALIOBONG, KITCHARAO, AGUSAN DEL NORTE					500	-	-	-	-	-	-	400	-	100	500
GOAT RAISING IN KADAHON-DAHONAN, SANTIAGO, AGUSAN DEL NORTE					500	-	-	-	-	-	-	450	50	-	500
ABACA PRODUCTION IN SAN ISIDROM KIAKSAN, STA MONICA AND KATIPUNAN, BUNAWAN BROOK, BUNAWAN, AGUSAN DEL SUR					500	-	-	-	-	-	-	450	50	-	500
WATER SUPPLY SYSTEM IN AGPAN, IMELDA, BUNAWAN, AGUSAN DEL SUR					1,000	-	-	-	-	-	-	800	-	200	1,000
WATER SUPPLY SYSTEM LEVEL 2 IN SAN ISIDRO AND KIAKSAN, BUNAWAN BROOK, BUNAWAN, AGUSAN DEL SUR					1,000	-	-	-	-	-	-	800	-	200	1,000
HANGING BRIDGE IN OMAO, CAMAMONAN, GIGAQUIT, SURIGAO DEL NORTE					1,000	-	-	-	-	-	-	800	-	200	1,000

Particulars	UACS CODE	Current Year's Obligation FY 2019			Budget Year Obligation Program FY 2020										
		Actual	Estimate	Total	Total	COMPREHENSIVE RELEASE					FOR LATER RELEASE(Negative List)				
		Jan.1-Sept.30	Oct.1-Dec.31			Q1	Q2	Q3	Q4	Sub Total	Q1	Q2	Q3	Q4	Sub Total
1	2	3	4	5= 3+4	6= 11+16	7	8	9	10	11= 7+8+9+10	12	13	14	15	16= 12+13+14+15
HEALTH CENTER IN LOBO, CANTILAN, SURIGAO DEL SUR					1,000	-	-	-	-	-	-	800	-	200	1,000
HANGING BRIDGE IN PAKWAN, LANUZA, SURIGAO DEL SUR					1,000	-	-	-	-	-	-	800	-	200	1,000
ELECTRIFICATION IN PAKWAN, LANUZA, SURIGAO DEL SUR					1,000	-	-	-	-	-	-	800	-	200	1,000
ELECTRIFICATION IN MAMPI, LANUZA, SURIGAO DEL SUR					1,000	-	-	-	-	-	-	800	-	200	1,000
WATER SUPPLY SYSTEM LEVEL 2 IN MAMPI, LANUZA, SURIGAO DEL SUR					1,000	-	-	-	-	-	-	800	-	200	1,000
WATER SUPPLY SYSTEM LEVEL 2 IN NAPANPANAN, RAJAH CABUNGO-AN, LINGIG, SURIGAO DEL SUR					1,000	-	-	-	-	-	-	800	-	200	1,000
WATER SUPPLY SYSTEM LEVEL 2 IN MECAUPE, RAJAH CABUNGO-AN, LINGIG, SURIGAO DEL SUR					1,000	-	-	-	-	-	-	800	-	200	1,000
WATER SUPPLY SYSTEM LEVEL 2 IN LUCNODON, MAHABA, MARIHATAG, SURIGAO DEL SUR					1,000	-	-	-	-	-	-	800	-	200	1,000
VEGETABLE CROP PRODUCTION IN MAGKAHUNAO, BUHISAN, SAN AGUSTIN, SURIGAO DEL SUR					500	-	-	-	-	-	-	450	50	-	500
SOLAR POWER IN BITAUGAN, SAN MIGUEL, SURIGAO DEL SUR					1,000	-	-	-	-	-	-	800	-	200	1,000
RICE PROCESSING CENTER IN LINDOY, TAGO, SURIGAO DEL SUR					1,000	-	-	-	-	-	-	800	-	200	1,000

Particulars	UACS CODE	Current Year's Obligation FY 2019			Budget Year Obligation Program FY 2020										
		Actual	Estimate	Total	Total	COMPREHENSIVE RELEASE					FOR LATER RELEASE(Negative List)				
		Jan.1-Sept.30	Oct.1-Dec.31			Q1	Q2	Q3	Q4	Sub Total	Q1	Q2	Q3	Q4	Sub Total
1	2	3	4	5= 3+4	6= 11+16	7	8	9	10	11= 7+8+9+10	12	13	14	15	16= 12+13+14+15
CROP PRODUCTION IN LINDOY, TAGO, SURIGAO DEL SUR					500	-	-	-	-	-	-	450	50	-	500
CROP PRODUCTION IN CARAS-AN, TAGO, SURIGAO DEL SUR					500	-	-	-	-	-	-	450	50	-	500
CROP PRODUCTION IN CAYALE, TAGO, SURIGAO DEL SUR					500	-	-	-	-	-	-	450	50	-	500
CROP PRODUCTION IN ALBA, TAGO, SURIGAO DEL SUR					500	-	-	-	-	-	-	450	50	-	500
CROP PRODUCTION IN BANGSUD, TAGO, SURIGAO DEL SUR					500	-	-	-	-	-	-	450	50	-	500
PURCHASE OF FARM EQUIPMENT FOR THE MUNICIPALITY OF MUNAI, LANA DEL NORTE					5,000	-	-	-	-	-	-	4,500	500	-	5,000
PURCHASE OF FARM EQUIPMENT FOR THE MUNICIPALITY OF TANGCAL, LANA DEL NORTE					2,000	-	-	-	-	-	-	1,800	200	-	2,000
PURCHASE OF FARM EQUIPMENT FOR THE MUNICIPALITY OF BALINDONG, LANA DEL SUR					2,000	-	-	-	-	-	-	1,800	200	-	2,000
PURCHASE OF FARM EQUIPMENT FOR THE MUNICIPALITY OF AMAI-MANABILANG, LANA DEL SUR					2,000	-	-	-	-	-	-	1,800	200	-	2,000
PURCHASE OF FARM EQUIPMENT FOR THE MUNICIPALITY OF PICONG, LANA DEL SUR					2,000	-	-	-	-	-	-	1,800	200	-	2,000
PURCHASE OF FARM EQUIPMENT FOR THE MUNICIPALITY OF MADAMBA, LANA DEL SUR					2,000	-	-	-	-	-	-	1,800	200	-	2,000


Particulars	UACS CODE	Current Year's Obligation FY 2019			Budget Year Obligation Program FY 2020											
		Actual	Estimate	Total	Total	COMPREHENSIVE RELEASE					FOR LATER RELEASE(Negative List)					
		Jan.1-Sept.30	Oct.1-Dec.31			Q1	Q2	Q3	Q4	Sub Total	Q1	Q2	Q3	Q4	Sub Total	
1	2	3	4	5= 3+4	6= 11+16	7	8	9	10	11= 7+8+9+10	12	13	14	15	16= 12+13+14+15	
To cover the funding requirements for the payment of Service Recognition Incentive to qualified personnel. SARO NO.BMM-D-19-0025730 dated	100000100 001000	-	1,221	1,221	-											
SPECIAL PURPOSE FUNDS (SPF) - CONTINGENT FUND		1,435,929	791,744	2,227,673	-	-	-	-	-	-	-	-	-	-	-	-
To cover the funding requirements for the Normalization Program of the Bangsamoro. SARO NO. BMB-D-19-0009965 dated August 15, 2019	310100200 002000	1,297,184	726,816	2,024,000	-											
To cover the funding requirements for the implementation of various activities of the Office of the Presidential Adviser on the Peace Process.SARO NO. BMB-D-19-0011852 dated September 10, 2019	310100100 001000	138,745	64,928	203,673	-											
PRIOR YEARS: CONTINUING APPROPRIATIONS		47,794	108,035	155,829	852,433	20,585	440,464	215,837	175,547	852,433	-	-	-	-	-	-

Particulars	UACS CODE	Current Year's Obligation FY 2019			Budget Year Obligation Program FY 2020											
		Actual	Estimate	Total	Total	COMPREHENSIVE RELEASE					FOR LATER RELEASE(Negative List)					
		Jan.1-Sept.30	Oct.1-Dec.31			Q1	Q2	Q3	Q4	Sub Total	Q1	Q2	Q3	Q4	Sub Total	
1	2	3	4	5= 3+4	6= 11+16	7	8	9	10	11= 7+8+9+10	12	13	14	15	16= 12+13+14+15	
To cover the Bangsamoro Transition Commission (BTC), Moro Islamic Liberation Front (MILF), Moro National Liberation Front (MNLF), and Office of the Presidential Adviser on the Peace Process (OPAPP) Peace assemblies in support of the peaceful and orderly ratification of the Bangsamoro Organic Law. - SARO NO. BMB-D-19-0000836 dated January 28 2019	01102402	28,198	16,802	45,000	-											
Residual amount P16,703,854.59 out of the P45,000,000.00 allotment released to the OPAPP per SARO BMB-D-19-0000836 dated January 28 2019. Reference No. 2019-BD-0059425A dated September 6, 2019		-	16,704	16,704	-											


Particulars	UACS CODE	Current Year's Obligation FY 2019			Budget Year Obligation Program FY 2020										
		Actual Jan.1- Sept.30	Estimate Oct.1- Dec.31	Total 5= 3+4	Total 6= 11+16	COMPREHENSIVE RELEASE					FOR LATER RELEASE(Negative List)				
						Q1	Q2	Q3	Q4	Sub Total 11= 7+8+9+10	Q1	Q2	Q3	Q4	Sub Total 16= 12+13+ 14+15
1	2	3	4	5= 3+4	6= 11+16	7	8	9	10	11= 7+8+9+10	12	13	14	15	16= 12+13+ 14+15
To cover the funding requirements for the continuing technical advisory and support services in the drafting of priority legislations for the Bangsamoro Transition Authority and Bangsamoro Autonomous Region in Muslim Mindanao. SARO NO. BMB-D-19-0011621 added September 6, 2019	310100100 001000	-	16,704	16,704	-										
Regular Fund - RA 10964		19,596	91,233	110,829	-	-	-	-	-	-	-	-	-	-	-
Maintenance and Other Operating Expenses (MOOE)															
Implementation of the Socio-Economic Component of the Normalization Process	01101101	14,358	15,868	30,226	-										
Capital Outlay (CO)															
MFO1: Technical Advisory and Support Service on the Comprehensive Peace Process	01101101	3,616	2,169	5,785	-										

Particulars	UACS CODE	Current Year's Obligation FY 2019			Budget Year Obligation Program FY 2020										
		Actual Jan.1- Sept.30	Estimate Oct.1- Dec.31	Total 5= 3+4	Total 6= 11+16	COMPREHENSIVE RELEASE					FOR LATER RELEASE(Negative List)				
						Q1	Q2	Q3	Q4	Sub Total 11= 7+8+9+10	Q1	Q2	Q3	Q4	Sub Total 16= 12+13+ 14+15
1	2	3	4	5= 3+4	6= 11+16	7	8	9	10	11= 7+8+9+10	12	13	14	15	16= 12+13+ 14+15
Locally Funded Projects - PAMANA MONITORING & EVALUATION	01101101	1,622	73,196	74,818	-										
CALAMITY FUND - NATIONAL DISASTER RISK REDUCTION AND MANAGEMENT FUND		3,624	17,200	20,824	-										
Release of Funds to support the project / program focused on social healing and peace building for Marawi of OPAPP. SARO NO. BMB-D-18- 0016393 dated July 25, 2018	01101401	3,624	17,200	20,824	-										
GRAND TOTAL		1,902,940	1,217,745	3,120,685	2,681,190	183,055	618,007	381,190	348,938	1,531,190	20,535	963,281	60,592	105,592	1,150,000


Prepared By:


MELANIE B. MANALOTO
 Administrative Officer V
 February 14, 2020

In coordination with:


JENNIE CLAIRE L. MORDENO
 Director IV, Planning and Compliance Unit
 February 14, 2020

Approved By:


SECRETARY CARLITO G. GALVEZ JR.
 Presidential Adviser on Peace, Reconciliation and Unity
 February 14, 2020