

MONTHLY REPORT OF DISBURSEMENTS  
For the month of AUGUST 2020

Department Other Executive Offices  
Agency Office of the Presidential Adviser on the Peace Process  
Operating Unit N/A  
Organization Code (UACS) 26026000000  
Funding Source Code (as clustered) 01 - Regular Agency Fund


| PARTICULARS                            | CURRENT YEAR BUDGET |               |       |    |               | PRIOR YEAR'S BUDGET           |              |       |           |               |                                 |            |       |          |                  |              | Sub-Total     | TRUST LIABILITIES |      |    |               | GRAND TOTAL  |               |       |    |                  | REMARKS       |   |
|--|---------------------|---------------|-------|----|---------------|-------------------------------|--------------|-------|-----------|---------------|---------------------------------|------------|-------|----------|------------------|--------------|---------------|-------------------|------|----|---------------|--------------|---------------|-------|----|------------------|---------------|---|
|  | PS                  | MOOE          | FinEx | CO | TOTAL         | PRIOR YEAR'S ACCOUNTS PAYABLE |              |       |           |               | CURRENT YEAR'S ACCOUNTS PAYABLE |            |       |          |                  |              |               | PS                | MOOE | CO | TOTAL         | PS           | MOOE          | FinEx | CO | TOTAL            |               |   |
|  |                     |               |       |    |               | PS                            | MOOE         | FinEx | CO        | Sub-Total     | PS                              | MOOE       | FinEx | CO       | Sub-Total        | TOTAL        |               |                   |      |    |               |              |               |       |    |                  |               |   |
| 1                                      | 2                   | 3             | 4     | 5  | 6=(2+3+4+5)   | 7                             | 8            | 9     | 10        | 11=(7+8+9+10) | 12                              | 13         | 14    | 15       | 16=(12+13+14+15) | 17=(11+16)   | 18=(6+17)     | 19                | 20   | 21 | 22=(19+20+21) | 23           | 24            | 25    | 26 | 27=(23+24+25+26) | 28            |   |
| Notice of Cash Allocation (NCA)        | 6,964,110.82        | 26,479,621.37 | -     | -  | 33,443,732.19 | -                             | 2,793,718.22 | -     | 63,281.23 | 2,856,999.45  | -                               | 564,679.20 | -     | 4,500.00 | 569,179.20       | 3,426,178.65 | 36,869,910.84 | -                 | -    | -  | -             | 6,964,110.82 | 29,838,018.79 | -     | -  | 67,781.23        | 36,869,910.84 | - |
| MDS Checks Issued                      | 210,542.22          | 11,043,698.45 | -     | -  | 11,254,240.68 | -                             | 781,447.15   | -     | -         | 781,447.15    | -                               | 51,162.68  | -     | -        | 51,162.68        | 832,609.83   | 12,086,850.51 | -                 | -    | -  | -             | 210,542.22   | 11,876,308.29 | -     | -  | -                | 12,086,850.51 | - |
| Advice to Debit Account                | 6,753,568.60        | 15,435,922.91 | -     | -  | 22,189,491.51 | -                             | 2,012,271.07 | -     | 63,281.23 | 2,075,552.30  | -                               | 513,516.52 | -     | 4,500.00 | 518,016.52       | 2,593,568.82 | 24,783,050.33 | -                 | -    | -  | -             | 6,753,568.60 | 17,951,710.50 | -     | -  | 67,781.23        | 24,783,050.33 | - |
| Notice of Transfer of Allocation (NTA) | -                   | -             | -     | -  | -             | -                             | -            | -     | -         | -             | -                               | -          | -     | -        | -                | -            | -             | -                 | -    | -  | -             | -            | -             | -     | -  | -                | -             | - |
| MDS Checks Issued                      | -                   | -             | -     | -  | -             | -                             | -            | -     | -         | -             | -                               | -          | -     | -        | -                | -            | -             | -                 | -    | -  | -             | -            | -             | -     | -  | -                | -             | - |
| Advice to Debit Account                | -                   | -             | -     | -  | -             | -                             | -            | -     | -         | -             | -                               | -          | -     | -        | -                | -            | -             | -                 | -    | -  | -             | -            | -             | -     | -  | -                | -             | - |
| Working Fund (NCA issued to BTr)       | -                   | -             | -     | -  | -             | -                             | -            | -     | -         | -             | -                               | -          | -     | -        | -                | -            | -             | -                 | -    | -  | -             | -            | -             | -     | -  | -                | -             | - |
| Tax Remittance Advices Issued (TRA)    | 1,093,123.23        | 826,805.71    | -     | -  | 1,919,928.94  | -                             | 108,142.21   | -     | -         | 108,142.21    | -                               | 4,598.02   | -     | -        | 4,598.02         | 112,740.23   | 2,032,669.17  | -                 | -    | -  | -             | 1,093,123.23 | 939,545.94    | -     | -  | -                | 2,032,669.17  | - |
| Cash Disbursement Ceiling (CDC)        | -                   | -             | -     | -  | -             | -                             | -            | -     | -         | -             | -                               | -          | -     | -        | -                | -            | -             | -                 | -    | -  | -             | -            | -             | -     | -  | -                | -             | - |
| Non-Cash Availment Authority (NCAA)    | -                   | -             | -     | -  | -             | -                             | -            | -     | -         | -             | -                               | -          | -     | -        | -                | -            | -             | -                 | -    | -  | -             | -            | -             | -     | -  | -                | -             | - |
| Others (CDT, BTr Docs Stamp, etc.)     | -                   | -             | -     | -  | -             | -                             | -            | -     | -         | -             | -                               | -          | -     | -        | -                | -            | -             | -                 | -    | -  | -             | -            | -             | -     | -  | -                | -             | - |

This report was generated using the Unified Reporting System

Summary


| PARTICULARS                                       | PREVIOUS REPORT | CURRENT MONTH  | AS OF DATE     |
|---|-----------------|----------------|----------------|
| (1)   | (2)             | (3)            | (4)            |
| Total Disbursement Authorities Received           |                 |                |                |
| NCA   | 579,733,270.00  | 381,066,571.00 | 960,799,841.00 |
| Working Fund                                      |                 |                |                |
| TRA   | 15,964,910.99   | 2,032,669.17   | 17,997,580.16  |
| CDC   |                 |                |                |
| NCAA  |                 |                |                |
| Others (CDT, BTr Docs Stamp, etc.)                |                 |                |                |
| Less: Notice of Transfer Allocation (NTA) Issued  |                 |                |                |
| Total Disbursement Authorities Available          | 595,698,180.99  | 383,099,240.17 | 978,797,421.16 |
| Less:   |                 |                |                |
| Lapsed NCA  | 87,217,234.45   | 344,196,660.16 | 431,413,894.61 |
| Disbursement                                      | 508,480,946.54  | 38,902,580.01  | 547,383,526.55 |
| Balance of Disbursement Authorities as of to date | 87,217,234.45   | 344,196,660.16 | 431,413,894.61 |
| Total Disbursement Program                        | 595,698,180.99  | 383,099,240.17 | 978,797,421.16 |
| Less: Actual Disbursements                        | 508,480,946.54  | 38,902,580.01  | 547,383,526.55 |
| (Over) Under Spending                             | 87,217,234.45   | 344,196,660.16 | 431,413,894.61 |

Certified Correct:


  
LEILANNIE T. DISOMANGCOP, CPA  
PPA - IV

Date: October 26, 2020

Recommending Approval By:

  
UNDERSECRETARY ARNEL R. PAJARILLO  
Deputy of Presidential Adviser on Peace, Unity and Reconciliation

Approved By:

  
SECRETARY CARLITO G. GALVEZ JR.  
Presidential Adviser on Peace, Unity and Reconciliation

Date: \_\_\_\_\_