

STATEMENT OF APPROVED BUDGET, UTILIZATIONS, DISBURSEMENTS AND BALANCES

as of the quarter ending September 30, 2019





Department : Other Executive Office (OEO)
 Agency : Office of the Presidential Adviser on the Peace Process (OPAPP)
 Operating Unit
 Organization Code (UACS) : 26 026 0000000
 Funding Source Code (as Clustered) : 101

PARTICULARS	UACS CODE	APPROVED BUDGET			BUDGET UTILIZATION					DISBURSEMENTS					BALANCES		
		APPROVED BUDGETED REVENUE (RA 11620)	ADJUSTMENTS (ADDITIONS, REDUCTIONS, REALIGNMENT)	ADJUSTED BUDGETED REVENUE	1ST QTR ENDING MARCH 31	2ND QTR ENDING JUNE 30	3RD QTR ENDING SEPT 30	4TH QTR ENDING DEC 31	TOTAL	1ST QTR ENDING MARCH 31	2ND QTR ENDING JUNE 30	3RD QTR ENDING SEPT 30	4TH QTR ENDING DEC 31	TOTAL	UNUTILIZED BUDGET	UNPAID UTILIZATIONS (10-15) = (17+18)	
																DUE AND DEMANDABLE / ACCOUNTS PAYABLE	NOT YET DUE AND DEMANDABLE
1	2	3	4	5 = 3+4	6	7	8	9	10 = 6+7+8+9	11	12	13	14	15 = (11+12+13+14)	16 = 5-10	17	18
I. AGENCY SPECIFIC BUDGET																	
General Administration and Support		202,776,000.00	-	202,776,000.00	39,747,170.27	79,288,322.90	30,661,755.19	-	149,697,248.36	33,809,649.40	50,862,939.43	39,087,140.93	-	123,759,729.76	53,078,751.64	25,937,518.60	-
PAP																	
PS	50100000 00	46,539,000.00	-	46,539,000.00	11,937,414.56	23,966,587.22	10,634,998.22	-	46,539,000.00	11,674,736.76	22,989,952.47	11,237,572.12		45,902,261.35	-	636,738.65	
MOOE	50200000 00	156,237,000.00	-	156,237,000.00	27,809,755.71	55,321,735.68	20,026,756.97	-	103,158,248.36	22,134,912.64	27,872,986.96	27,849,568.81		77,857,468.41	53,078,751.64	25,300,779.95	
Fin. Exp	50300000 00	-	-	-	-	-	-	-	-					-	-	-	
CO	50600000 00	-	-	-	-	-	-	-	-					-	-	-	
MFO 1 - Operations		368,522,000.00	-	368,522,000.00	47,335,555.60	82,162,002.91	60,692,860.10	-	190,190,418.61	39,997,962.75	58,349,735.60	55,338,539.38	-	153,686,237.73	178,331,581.39	36,504,180.88	-
MFO 1 - Technical Advisory and Support Services on the Comprehensive Peace Procee																	
PAP																	
PS	50100000 00	115,737,000.00	-	115,737,000.00	7,646,739.76	16,415,681.37	18,053,225.19	-	42,115,646.32	7,645,739.76	15,106,092.20	17,802,975.07		40,554,807.03	73,621,353.68	1,560,839.29	
MOOE	50200000 00	252,785,000.00	-	252,785,000.00	39,688,815.84	65,746,321.54	42,639,634.91	-	148,074,772.29	32,352,222.99	43,243,643.40	37,535,564.31		113,131,430.70	104,710,227.71	34,943,341.59	
Fin. Exp	50300000 00	-	-	-	-	-	-	-	-					-	-	-	
CO	50600000 00	-	-	-	-	-	-	-	-					-	-	-	
Locally Funded Projects - NORMALIZATION		117,361,000.00	-	117,361,000.00	18,579,378.96	34,839,352.19	21,298,718.25	-	74,717,449.40	13,019,858.80	22,899,901.67	18,633,472.06	-	54,553,232.53	42,643,550.60	20,164,216.87	-
PAP																	
PS	50100000 00	15,916,000.00	-	15,916,000.00	1,976,946.52	5,641,401.69	3,597,911.99	-	11,216,260.20	1,974,726.80	5,185,058.52	3,588,278.31		10,748,063.63	4,699,739.80	468,196.57	
MOOE	50200000 00	101,445,000.00	-	101,445,000.00	16,602,432.44	29,197,950.50	17,700,806.26	-	63,501,189.20	11,045,132.00	17,714,843.15	15,045,193.75		43,805,168.90	37,943,810.80	19,696,020.30	
Fin. Exp	50300000 00	-	-	-	-	-	-	-	-					-	-	-	
CO	50600000 00	-	-	-	-	-	-	-	-					-	-	-	
Locally Funded Projects - PAMANA PROJECTS		-	-	-	-	-	-	-	-	-	-	-	-	-	-	-	-
PAP																	
PS	50100000 00	-	-	-	-	-	-	-	-					-	-	-	
MOOE	50200000 00	-	-	-	-	-	-	-	-					-	-	-	
Fin. Exp	50300000 00	-	-	-	-	-	-	-	-					-	-	-	
CO	50600000 00	-	-	-	-	-	-	-	-					-	-	-	
SUB-TOTAL, AGENCY SPECIFIC BUDGET		688,659,000.00	-	688,659,000.00	105,662,104.83	196,289,678.00	112,653,333.54	-	414,605,116.37	86,827,470.95	132,112,576.70	113,059,152.37	-	331,999,200.02	274,053,883.63	82,605,916.35	-
PS	50100000 00	178,192,000.00	-	178,192,000.00	21,561,100.84	46,023,670.28	32,286,135.40	-	99,870,906.52	21,295,203.32	43,281,103.19	32,628,825.50	-	97,205,132.01	78,321,093.48	2,665,774.51	-
MOOE	50200000 00	510,467,000.00	-	510,467,000.00	84,101,003.99	150,266,007.72	80,367,198.14	-	314,734,209.85	65,532,267.63	88,831,473.51	80,430,326.87	-	234,794,068.01	195,732,790.15	79,940,141.84	-
Fin. Exp	50300000 00	-	-	-	-	-	-	-	-					-	-	-	
CO	50600000 00	-	-	-	-	-	-	-	-					-	-	-	
I. CONTINUING APPROPRIATIONS - RA 10964																	
General Administration and Support		-	-	-	-	-	-	-	-	-	-	-	-	-	-	-	-
PAP																	

PARTICULARS	UACS CODE	APPROVED BUDGET			BUDGET UTILIZATION					DISBURSEMENTS					BALANCES		
		APPROVED BUDGETED REVENUE (RA 11620)	ADJUSTMENTS (ADDITIONS, REDUCTIONS, REALIGNMENT)	ADJUSTED BUDGETED REVENUE	1ST QTR ENDING MARCH 31	2ND QTR ENDING JUNE 30	3RD QTR ENDING SEPT 30	4TH QTR ENDING DEC 31	TOTAL	1ST QTR ENDING MARCH 31	2ND QTR ENDING JUNE 30	3RD QTR ENDING SEPT 30	4TH QTR ENDING DEC 31	TOTAL	UNUTILIZED BUDGET	UNPAID UTILIZATIONS (10-15) = (17+18)	
																DUE AND DEMANDABLE / ACCOUNTS PAYABLE	NOT YET DUE AND DEMANDABLE
1	2	3	4	5 = 3+4	6	7	8	9	10 = 6+7+8+9	11	12	13	14	15 = (11+12+13+14)	16 = 5-10	17	18
PS	50100000 00	-	-	-	-	-	-	-	-					-	-	-	
MOOE	50200000 00	-	-	-	-	-	-	-	-					-	-	-	
Fin. Exp	50300000 00	-	-	-	-	-	-	-	-					-	-	-	
CO	50600000 00	-	-	-	-	-	-	-	-					-	-	-	
MFO 1 - Operations		5,785,104.00	-	5,785,104.00	27,995.00	588,000.00	2,999,500.00	-	3,615,495.00	-	615,995.00	2,006,603.63	-	2,622,598.63	2,169,609.00	992,896.37	-
MFO 1 - Technical Advisory and Support Services on the Comprehensive Peace Procee																	
PAP																	
PS	50100000 00	-	-	-	-	-	-	-	-					-	-	-	
MOOE	50200000 00	-	-	-	-	-	-	-	-					-	-	-	
Fin. Exp	50300000 00	-	-	-	-	-	-	-	-					-	-	-	
CO	50600000 00	5,785,104.00	-	5,785,104.00	27,995.00	588,000.00	2,999,500.00	-	3,615,495.00		615,995.00	2,006,603.63		2,622,598.63	2,169,609.00	992,896.37	
Locally Funded Projects - NORMALIZATION		30,226,295.21	-	30,226,295.21	150,269.78	548,410.31	13,659,581.99	-	14,358,262.08	34,269.78	664,410.31	1,730,766.80	-	2,429,446.89	15,868,033.13	11,928,815.19	-
PAP																	
PS	50100000 00	-		-	-	-	-	-	-					-	-	-	
MOOE	50200000 00	30,226,295.21		30,226,295.21	150,269.78	548,410.31	13,659,581.99	-	14,358,262.08	34,269.78	664,410.31	1,730,766.80		2,429,446.89	15,868,033.13	11,928,815.19	
Fin. Exp	50300000 00	-		-	-	-	-	-	-					-	-	-	
CO	50600000 00	-		-	-	-	-	-	-					-	-	-	
Locally Funded Projects - PAMANA PROJECTS		74,817,726.69	-	74,817,726.69	1,620.00	691,260.00	928,920.00	-	1,621,800.00	1,620.00	689,640.00	237,668.50	-	928,928.50	73,195,926.69	692,871.50	-
PAP																	
PS	50100000 00	-		-	-	-	-	-	-					-	-	-	
MOOE	50200000 00	-		-	-	-	-	-	-					-	-	-	
Fin. Exp	50300000 00	-		-	-	-	-	-	-					-	-	-	
CO	50600000 00	74,817,726.69	-	74,817,726.69	1,620.00	691,260.00	928,920.00	-	1,621,800.00	1,620.00	689,640.00	237,668.50		928,928.50	73,195,926.69	692,871.50	
MPBF - PENSION AND GRATUITY - TO COVER THE TERMINAL LEAVE BENEFITS OF FOUR (4) CIVILIAN PERSONNEL) SARO NO. BMB-D- 0007156 DATED JULY 12 2019		851,736.00	-	851,736.00	-	-	851,735.55	-	851,735.55	-	-	851,735.55	-	851,735.55	0.45	-	-
PS	50100000 00	851,736.00	-	851,736.00	-	-	851,735.55	-	851,735.55			851,735.55		851,735.55	0.45	-	
MOOE	50200000 00	-	-	-	-	-	-	-	-					-	-	-	

PARTICULARS	UACS CODE	APPROVED BUDGET			BUDGET UTILIZATION					DISBURSEMENTS					BALANCES		
		APPROVED BUDGETED REVENUE (RA 11620)	ADJUSTMENTS (ADDITIONS, REDUCTIONS, REALIGNMENT)	ADJUSTED BUDGETED REVENUE	1ST QTR ENDING MARCH 31	2ND QTR ENDING JUNE 30	3RD QTR ENDING SEPT 30	4TH QTR ENDING DEC 31	TOTAL	1ST QTR ENDING MARCH 31	2ND QTR ENDING JUNE 30	3RD QTR ENDING SEPT 30	4TH QTR ENDING DEC 31	TOTAL	UNUTILIZED BUDGET	UNPAID UTILIZATIONS (10-15) = (17+18)	
																DUE AND DEMANDABLE / ACCOUNTS PAYABLE	NOT YET DUE AND DEMANDABLE
1	2	3	4	5 = 3+4	6	7	8	9	10 = 6+7+8+9	11	12	13	14	15 = (11+12+13+14)	16 = 5-10	17	18
MPBF - PENSION AND GRATUITY - TO COVER THE TERMINAL LEAVE BENEFITS OF A CIVILIAN PERSONNEL SARO NO. BMB-D-19- 0013645 DATED SEPTEMBER 26, 2019		466,958.00	-	466,958.00	-	-	-	-	-	-	-	-	-	-	466,958.00	-	-
PS	50100000 00	466,958.00	-	466,958.00	-	-	-	-	-	-	-	-	-	-	466,958.00	-	-
MOOE	50200000 00	-	-	-	-	-	-	-	-	-	-	-	-	-	-	-	-
CONTINUING APPROPRIATION - CONTINGENT FUND - BANGSAMORO TRANSITION COMMISSION (BTC), MILF, MNLF, OPAPP PEACE ASSEMBLIES IN SUPPORT OF THE PEACEFUL AND ORDERLY RARTIFICATION OF THE BANGSAMORO ORGANIC LAW. SARO NO. BMB-D-19-0000836 DATED JAN 28, 2019		45,000,000.00	-	45,000,000.00	24,484,504.96	5,295,903.84	(1,582,433.47)	-	28,197,975.33	24,169,740.96	4,230,369.55	(202,135.18)	-	28,197,975.33	16,802,024.67	-	-
PS	50100000 00	-	-	-	-	-	-	-	-	-	-	-	-	-	-	-	-
MOOE	50200000 00	45,000,000.00	-	45,000,000.00	24,484,504.96	5,295,903.84	(1,582,433.47)	-	28,197,975.33	24,169,740.96	4,230,369.55	(202,135.18)	-	28,197,975.33	16,802,024.67	-	-
CONTINUING APPROPRIATION - CONTINGENT FUND - RESIDUAL AMOUNT p16,703,854.59 OUT OF P45,000,000.00 ALLOTMENT RELEASED TO THE OPAPP PER SARO BMB-D-19-0000836 DATED JANUARY 28 2019. REFERENCE NO. 2019-BD-0059425A DATED SEPTEMBER 6, 2019		(16,703,854.59)	-	(16,703,854.59)	-	-	-	-	-	-	-	-	-	-	(16,703,854.59)	-	-
PS	50100000 00	-	-	-	-	-	-	-	-	-	-	-	-	-	-	-	-
MOOE	50200000 00	(16,703,854.59)	-	(16,703,854.59)	-	-	-	-	-	-	-	-	-	-	(16,703,854.59)	-	-
CONTINUING APPROPRIATION - CONTINGENT FUND - TO COVER THE FUNDING REQUIREMENTS FOR THE CONTINUING TECHNICAL ADVISORY AND SUPPORT SERVICES IN THE DRAFTING OF PRIORITY LEGISLATIONS FOR THE BANGSAMORO TRANSITIONS AUTHORITY AND THE BANGSAMORO AUTONOMOUS REGION IN MUSLIM MINDANAO. SARO NO. BMB-D-19-0011621 DATED SEPTEMBER 6 2019		16,703,855.00	-	16,703,855.00	-	-	-	-	-	-	-	-	-	-	16,703,855.00	-	-
PS	50100000 00	-	-	-	-	-	-	-	-	-	-	-	-	-	-	-	-
MOOE	50200000 00	16,703,855.00	-	16,703,855.00	-	-	-	-	-	-	-	-	-	-	16,703,855.00	-	-

PARTICULARS	UACS CODE	APPROVED BUDGET			BUDGET UTILIZATION					DISBURSEMENTS					BALANCES		
		APPROVED BUDGETED REVENUE (RA 11620)	ADJUSTMENTS (ADDITIONS, REDUCTIONS, REALIGNMENT)	ADJUSTED BUDGETED REVENUE	1ST QTR ENDING MARCH 31	2ND QTR ENDING JUNE 30	3RD QTR ENDING SEPT 30	4TH QTR ENDING DEC 31	TOTAL	1ST QTR ENDING MARCH 31	2ND QTR ENDING JUNE 30	3RD QTR ENDING SEPT 30	4TH QTR ENDING DEC 31	TOTAL	UNUTILIZED BUDGET	UNPAID UTILIZATIONS (10-15) = (17+18)	
																DUE AND DEMANDABLE / ACCOUNTS PAYABLE	NOT YET DUE AND DEMANDABLE
1	2	3	4	5 = 3+4	6	7	8	9	10 = 6+7+8+9	11	12	13	14	15 = (11+12+13+14)	16 = 5-10	17	18
AUTOMATIC APPROPRIATION - TO COVER THE OPERATING REQUIREMENTS FOR THE IMPLEMENTATION OF INCLUSIVE GROWTH FOR ALL: CONSOLIDATING THE BENEFITS OF PEACE IN COMMUNITIES AFFECTED BY ARMED CONFLICT IN THE PHILIPPINES - COMMUNITY PEACE DIVIDENDS PROJECT (OPAPP-G4092- 171) SARO. NO. BMB-D-19-0002172 DATED MARCH 13 2019		25,160,143.00	-	25,160,143.00	136,139.89	-	-	-	136,139.89	136,139.89	-	-	-	136,139.89	25,024,003.11	-	-
MOOE	50200000 00	25,160,143.00	-	25,160,143.00	136,139.89	-	-	-	136,139.89	136,139.89				136,139.89	25,024,003.11	-	
FINEX	50300000 00	-	-	-	-	-	-	-	-					-	-	-	
CO	50600000 00	-	-	-	-	-	-	-	-					-	-	-	
CALAMITY FUND - RELEASE OF FUNDS TO SUPPORT THE PROJECT /FOCUSED ON SOCIAL HEALING AND PEACE BUILDING FOR MARAWI OF OPAPP. SARO NO. BMB-D-18-0016393 DATED JULY 25 2018		20,824,030.06	-	20,824,030.06	-	2,242,110.00	1,382,050.00	-	3,624,160.00	-	2,242,110.00	1,355,750.00	-	3,597,860.00	17,199,870.06	26,300.00	-
MOOE	50200000 00	20,824,030.06	-	20,824,030.06	-	2,242,110.00	1,382,050.00	-	3,624,160.00		2,242,110.00	1,355,750.00		3,597,860.00	17,199,870.06	26,300.00	
FINEX	50300000 00	-	-	-	-	-	-	-	-					-	-	-	
CO	50600000 00	-	-	-	-	-	-	-	-					-	-	-	
CONTINGENT FUND - TO COVER THE FUNDING REQUIREMENTS FOR THE NORMALIZATION PROGRAM OF THE BANGSAMORO. SARO NO. BMB-D-19-0009965 DATED AUGUST 15 2019		2,024,000,000.00	-	2,024,000,000.00	-	-	1,297,184,319.08	-	1,297,184,319.08	-	-	1,044,056,669.08	-	1,044,056,669.08	726,815,680.92	253,127,650.00	-
MOOE	50200000 00	2,024,000,000.00	-	2,024,000,000.00	-	-	1,297,184,319.08	-	1,297,184,319.08			1,044,056,669.08		1,044,056,669.08	726,815,680.92	253,127,650.00	
FINEX	50300000 00	-	-	-	-	-	-	-	-					-	-	-	
CO	50600000 00	-	-	-	-	-	-	-	-					-	-	-	
CONTINGENT FUND - TO COVER THE FUNDING REQUIREMENTS FOR THE FOR THE IMPLEMENTATION OF VARIOUS ACTIVITIES OF THE OFFICE OF THE PRESIDENTIAL ADVISER ON THE PEACE PROCESS - SARO NO. BMB-D-19-0011852 DATED SEPT 10, 2019		203,673,387.00	-	203,673,387.00	-	-	138,744,987.00	-	138,744,987.00	-	-	113,197,487.00	-	113,197,487.00	64,928,400.00	25,547,500.00	-
MOOE	50200000 00	203,673,387.00	-	203,673,387.00	-	-	138,744,987.00	-	138,744,987.00			113,197,487.00		113,197,487.00	64,928,400.00	25,547,500.00	
FINEX	50300000 00	-	-	-	-	-	-	-	-					-	-	-	

PARTICULARS	UACS CODE	APPROVED BUDGET			BUDGET UTILIZATION					DISBURSEMENTS					BALANCES		
		APPROVED BUDGETED REVENUE (RA 11620)	ADJUSTMENTS (ADDITIONS, REDUCTIONS, REALIGNMENT)	ADJUSTED BUDGETED REVENUE	1ST QTR ENDING MARCH 31	2ND QTR ENDING JUNE 30	3RD QTR ENDING SEPT 30	4TH QTR ENDING DEC 31	TOTAL	1ST QTR ENDING MARCH 31	2ND QTR ENDING JUNE 30	3RD QTR ENDING SEPT 30	4TH QTR ENDING DEC 31	TOTAL	UNUTILIZED BUDGET	UNPAID UTILIZATIONS (10-15) = (17+18)	
																DUE AND DEMANDABLE / ACCOUNTS PAYABLE	NOT YET DUE AND DEMANDABLE
1	2	3	4	5 = 3+4	6	7	8	9	10 = 6+7+8+9	11	12	13	14	15 = (11+12+13+14)	16 = 5-10	17	18
CO	50600000 00	-	-	-	-	-	-	-	-	-	-	-	-	-	-	-	-
GRAND TOTAL		3,119,464,380.37	-	3,119,464,380.37	130,462,634.46	205,655,362.15	1,566,821,993.69	-	1,902,939,990.30	111,169,241.58	140,555,101.56	1,276,293,697.75	-	1,528,018,040.89	1,216,524,390.07	374,921,949.41	-
PS	50100000 00	179,510,694.00	-	179,510,694.00	21,561,100.84	46,023,670.28	33,137,870.95	-	100,722,642.07	21,295,203.32	43,281,103.19	33,480,561.05	-	98,056,867.56	78,788,051.93	2,665,774.51	-
MOOE	50200000 00	2,859,350,855.68	-	2,859,350,855.68	108,871,918.62	158,352,431.87	1,529,755,702.74	-	1,796,980,053.23	89,872,418.26	95,968,363.37	1,240,568,864.57	-	1,426,409,646.20	1,062,370,802.45	370,570,407.03	-
Fin. Exp	50300000 00	-	-	-	-	-	-	-	-	-	-	-	-	-	-	-	-
CO	50600000 00	80,602,830.69	-	80,602,830.69	29,615.00	1,279,260.00	3,928,420.00	-	5,237,295.00	1,620.00	1,305,635.00	2,244,272.13	-	3,551,527.13	75,365,535.69	1,685,767.87	-
RECAPITULATION BY MFO		3,119,464,380.37	-	3,119,464,380.37	130,462,634.46	205,655,362.15	1,566,821,993.69	-	1,902,939,990.30	111,169,241.58	140,555,101.56	1,276,293,697.75	-	1,528,018,040.89	1,216,524,390.07	374,921,949.41	-
MFO 1		3,119,464,380.37	-	3,119,464,380.37	130,462,634.46	205,655,362.15	1,566,821,993.69	-	1,902,939,990.30	111,169,241.58	140,555,101.56	1,276,293,697.75	-	1,528,018,040.89	1,216,524,390.07	374,921,949.41	-
Technical Advisory and Support Services on the Comprehensive Peace Procee																	
OF WHICH:																	
MAJOR PROGRAM/PROJECTS																	
KRA NO.																	
Just and Lasting Peace and the Rule of Law																	
PREPARED BY					CERTIFIED CORRECT					RECOMMENDING APPROVAL					APPROVED BY:		
																	
SUSIMA A. CRETENCIO					MELANIE B. MANALOTO					LEILANNIE J. DISOMANGCOP, CPA					ARNULFO R. PAJARILLO		
PEACE PROGRAM OFFICER III/ACCTG. BOOKKEEPING SECTION					ADMINISTRATIVE OFFICER V / BUDGET OFFICER					PEACE PROGRAM OFFICER IV / ACCOUNTING HEAD					UNDERSECRETARY, FAS		
															SECRETARY CARLITO G. GALVEZ JR.		
															PRESIDENTIAL ADVISER FOR PEACE, RECONCILIATION AND UNITY (PAPRU)		