

STATEMENT OF APPROPRIATIONS, ALLOTMENTS, OBLIGATIONS, DISBURSEMENTS AND BALANCES BY OBJECT OF EXPENDITURES
as of the quarter ending September 30, 2019

CURRENT YEAR APPROPRIATIONS - FY 2019 GAA RA 11260
SUPPLEMENTAL APPROPRIATIONS
CONTINUING APPROPRIATIONS






Department : Other Executive Office (GEO)
 Agency : Office of the Presidential Adviser on the Peace Process (OPAPP)
 Operating Unit :
 Organization Code (UAACS) : 26 026 0000000
 Funding Source Code (as Clustered) : 101

PARTICULARS	UAACS CODE	APPROPRIATIONS			ALLOTMENTS					CURRENT YEAR OBLIGATIONS					CURRENT YEAR DISBURSEMENTS					BALANCES				
		AUTHORIZED APPROPRIATION	ADJUSTMENTS (TRANSFER TO/FROM REALIGNMENT)	ADJUSTED APPROPRIATIONS	AUTHORIZED APPROPRIATION	ADJUSTMENTS (WITHDRAWAL REALIGNMENT)	TRANSFER TO	TRANSFER FROM	ADJUSTED TOTAL ALLOTMENTS	1ST QTR ENDING MARCH 31, 2019	2ND QTR ENDING JUNE 30, 2019	3RD QTR ENDING SEPT. 30, 2019	4TH QTR ENDING DEC 31, 2019	TOTAL	1ST QTR ENDING MARCH 31, 2019	2ND QTR ENDING JUNE 30, 2019	3RD QTR ENDING SEPT. 30, 2019	4TH QTR ENDING DEC 31, 2019	TOTAL	UNRELEASED APPROPRIATIONS	UNOBLIGATED ALLOTMENT	UNPAID OBLIGATIONS (15-20) = (23-24)		
1	2	3	4	5 = 3+4	6	7	8	9	10 = [(6)-(7)-(8)+9]	11	12	13	14	15 = (11)+(12)+(13)+(14)	16	17	18	19	20 = (16)+(17)+(18)+(19)	21 = (5-10)	22 = (10-15)	23	24	
SUMMARY																								
A. AGENCY SPECIFIC BUDGET		2,733,883,438.80	(0.00)	2,733,883,438.80	2,733,883,438.80	(0.00)	-	-	2,733,883,438.80	105,642,104.83	196,229,678.00	1,409,837,652.62	-	1,711,709,435.45	36,827,470.95	132,112,576.70	1,157,115,821.45	-	1,378,055,869.10	-	1,831,304,236.09	335,733,166.35	-	
PERSONAL SERVICES		178,192,000.00	-	178,192,000.00	178,192,000.00	-	-	-	178,192,000.00	21,541,100.84	46,023,670.28	32,286,135.40	-	99,870,906.52	21,295,203.32	43,281,103.19	32,628,825.50	-	97,205,132.01	-	278,062,906.52	2,165,274.51	-	
Salaries and Wages - Casual / Contractual	50101020 00	123,174,000.00	(2,661,814.19)	120,512,185.81	123,174,000.00	(2,661,814.19)	-	-	120,512,185.81	17,293,025.96	30,465,930.08	25,679,050.77	-	73,438,006.81	17,036,128.44	28,711,207.12	25,798,576.22	-	71,545,911.78	-	193,950,192.62	1,892,095.03	-	
PERA - Civilian	50102010 00	4,608,000.00	-	4,608,000.00	4,608,000.00	-	-	-	4,608,000.00	761,928.71	1,150,610.01	1,052,886.02	-	2,965,424.74	752,928.71	1,159,610.01	1,045,886.02	-	2,958,424.74	-	7,573,434.74	7,000.00	-	
Representation Allowance	50102020 00	4,182,000.00	-	4,182,000.00	4,182,000.00	-	-	-	4,182,000.00	679,500.00	817,125.00	745,500.00	-	2,242,125.00	679,500.00	817,125.00	745,500.00	-	2,242,125.00	-	6,434,125.00	-	-	
Transportation allowance	50102030 00	4,182,000.00	-	4,182,000.00	4,182,000.00	-	-	-	4,182,000.00	160,500.00	253,500.00	152,000.00	-	566,000.00	160,500.00	190,000.00	215,500.00	-	566,000.00	-	4,748,000.00	-	-	
Clothing Allowance - Allowance Civilian	50102040 00	1,152,000.00	-	1,152,000.00	1,152,000.00	-	-	-	1,152,000.00	-	708,000.00	-	-	708,000.00	-	708,000.00	-	-	-	708,000.00	-	1,860,000.00	-	-
Honoraria - Civilian	50102100 01	1,130,000.00	255,048.90	1,385,048.90	1,130,000.00	255,048.90	-	-	1,385,048.90	-	1,265,637.50	119,411.40	-	1,385,048.90	332,467.75	286,076.05	-	-	618,543.80	-	2,770,097.80	768,505.10	-	
Year - End Bonus - Civilian	50102140 00	20,528,000.00	-	20,528,000.00	20,528,000.00	-	-	-	20,528,000.00	-	6,624,605.00	-	-	6,624,605.00	-	6,624,605.00	-	-	6,624,605.00	-	27,152,605.00	-	-	
Cash Gift - Civilian	50102150 00	960,000.00	-	960,000.00	960,000.00	-	-	-	960,000.00	-	-	-	-	-	-	-	-	-	-	-	960,000.00	-	-	
Other Bonuses - PEI	50102990 12	960,000.00	-	960,000.00	960,000.00	-	-	-	960,000.00	-	-	-	-	-	-	-	-	-	-	-	960,000.00	-	-	
Other Bonuses - PBB	50102990 14	-	-	-	-	-	-	-	-	-	-	-	-	-	-	-	-	-	-	-	-	-	-	
Life & Retirement Insurance Contribution	50103010 00	14,781,000.00	-	14,781,000.00	14,781,000.00	-	-	-	14,781,000.00	1,950,678.49	3,367,056.11	3,304,622.60	-	8,622,357.20	1,950,678.49	3,367,056.11	3,304,622.60	-	8,622,357.20	-	23,403,367.20	-	-	
Pag-Ibig Contribution	50103020 00	231,000.00	-	231,000.00	231,000.00	-	-	-	231,000.00	35,500.00	43,600.00	56,500.00	-	135,600.00	35,500.00	43,600.00	56,500.00	-	135,600.00	-	366,600.00	-	-	
Philhealth Contribution	50103030 00	1,000,000.00	-	1,000,000.00	1,000,000.00	-	-	-	1,000,000.00	141,951.72	265,074.75	222,137.11	-	629,163.58	141,951.72	264,900.37	222,137.11	-	628,989.20	-	1,619,163.58	174.38	-	
EICP	50103040 00	231,000.00	-	231,000.00	231,000.00	-	-	-	231,000.00	36,200.00	56,400.00	55,200.00	-	147,800.00	36,200.00	56,400.00	55,200.00	-	147,800.00	-	378,600.00	-	-	
Vacation and Sick Leave Benefits	50104030 00	1,073,000.00	-	1,073,000.00	1,073,000.00	-	-	-	1,073,000.00	-	-	-	-	-	-	-	-	-	-	-	1,073,000.00	-	-	
Other Personnel Benefits - Monetization	50104990 99	-	10,000.00	10,000.00	-	10,000.00	-	-	10,000.00	-	10,000.00	-	-	10,000.00	-	10,000.00	-	-	10,000.00	-	20,000.00	-	-	
Overtime Pay	50102130 01	-	2,396,765.29	2,396,765.29	-	2,396,765.29	-	-	2,396,765.29	501,815.96	996,121.83	898,827.50	-	2,396,765.29	501,815.96	996,121.83	898,827.50	-	2,396,765.29	-	4,793,530.58	-	-	
MAINTENANCE & OTHER OPERATING EXPENSES		510,467,000.00	(0.00)	510,467,000.00	510,467,000.00	(0.00)	-	-	510,467,000.00	34,101,003.99	150,266,007.72	80,367,188.14	-	314,734,209.85	66,532,267.83	88,831,873.51	10,430,326.87	-	234,794,068.21	-	825,201,209.85	79,940,141.84	-	
Travelling Expenses - Local	50201010 00	30,271,000.00	(8,000,000.00)	22,271,000.00	30,271,000.00	(8,000,000.00)	-	-	22,271,000.00	3,457,061.24	6,993,858.39	12,639,975.95	-	23,090,895.58	3,195,422.96	5,502,594.03	12,288,890.54	-	20,986,907.53	-	45,361,895.58	2,103,988.25	-	
Travelling Expenses - Foreign	50201020 00	61,733,000.00	(6,853,196.32)	54,879,803.68	61,733,000.00	(6,853,196.32)	-	-	54,879,803.68	21,978.08	1,347,279.46	(24,979.68)	-	1,344,277.86	21,978.08	1,347,279.46	(79,914.81)	-	1,089,342.73	-	56,224,081.54	54,935.13	-	
Training Expenses	50202010 00	27,935,000.00	-	27,935,000.00	27,935,000.00	-	-	-	27,935,000.00	1,043,898.86	4,476,226.81	1,828,206.60	-	7,348,332.27	869,267.24	3,011,156.19	1,153,145.22	-	5,033,571.65	-	35,283,332.27	2,314,760.62	-	
Office Supplies	50203010 00	15,946,000.00	-	15,946,000.00	15,946,000.00	-	-	-	15,946,000.00	3,295,893.91	1,762,517.39	3,234,118.35	-	8,292,529.65	2,473,665.89	1,693,912.14	3,072,484.48	-	7,240,067.51	-	24,238,529.65	1,052,462.14	-	
Semi-Expendable Machinery and Office Equipment Expenses	50203210 99	2,893,000.00	-	2,893,000.00	2,893,000.00	-	-	-	2,893,000.00	-	21,446.25	-	-	21,446.25	-	21,446.25	-	-	21,446.25	-	2,914,446.25	-	-	
Semi-Expendable Machinery and Office Equipment Expenses- ITC	50203210 03	-	195,857.80	195,857.80	-	195,857.80	-	-	195,857.80	166,212.80	29,645.00	467,350.00	-	663,207.80	166,212.80	24,650.00	4,995.00	-	195,857.80	-	859,065.60	467,350.00	-	
Semi-Expendable Machinery and Equipment Expenses	50203210 02	-	44,480.00	44,480.00	-	44,480.00	-	-	44,480.00	44,480.00	-	20,000.00	-	64,480.00	25,000.00	19,480.00	20,000.00	-	64,480.00	-	108,960.00	-	-	
Semi-Expendable Furniture and Fixtures	50203220 01	356,000.00	-	356,000.00	356,000.00	-	-	-	356,000.00	17,000.00	80,493.10	86,480.20	-	183,973.30	17,000.00	30,217.60	136,755.70	-	183,973.30	-	539,973.30	-	-	
Semi-Expendable Machinery and Office Equipment Expenses- Communication	50203210 07	-	-	-	-	-	-	-	-	-	-	4,800.00	-	4,800.00	-	-	4,800.00	-	4,800.00	-	4,800.00	-	-	
Drugs and Medicines Expenses	50203070 00	234,000.00	-	234,000.00	234,000.00	-	-	-	234,000.00	6,000.00	6,000.00	2,934.50	-	14,934.50	6,000.00	6,000.00	2,934.50	-	14,934.50	-	248,934.50	-	-	
Medical, dental and Laboratory Supplies Expenses	50203080 00	1,651,000.00	-	1,651,000.00	1,651,000.00	-	-	-	1,651,000.00	-	-	-	-	-	-	-	-	-	-	-	1,651,000.00	-	-	
Fuel, Oil and Lubricants	50203090 00	4,016,000.00	99.43	4,016,099.43	4,016,000.00	99.43	-	-	4,016,099.43	1,524,038.10	2,492,061.33	2,397,852.49	-	6,413,951.92	1,428,893.83	2,550,615.29	2,352,873.26	-	6,332,562.38	-	10,430,051.35	81,899.54	-	

PARTICULARS	UACS CODE	APPROPRIATIONS			ALLOTMENTS				CURRENT YEAR OBLIGATIONS					CURRENT YEAR DISBURSEMENTS					BALANCES					
		AUTHORIZED APPROPRIATION	ADJUSTMENTS (TRANSFER TO/FROM REALIGNMENT)	ADJUSTED APPROPRIATIONS	AUTHORIZED APPROPRIATION	ADJUSTMENTS (WITHDRAWAL REALIGNMENT)	TRANSFER TO	TRANSFER FROM	ADJUSTED TOTAL ALLOTMENTS	1ST QTR ENDING MARCH 31, 2019	2ND QTR ENDING JUNE 30, 2019	3RD QTR ENDING SEPT 30, 2019	4TH QTR ENDING DEC 31, 2019	TOTAL	1ST QTR ENDING MARCH 31, 2019	2ND QTR ENDING JUNE 30, 2019	3RD QTR ENDING SEPT 30, 2019	4TH QTR ENDING DEC 31, 2019	TOTAL	UNRELEASED APPROPRIATIONS	UNOBLIGATED ALLOTMENT	UNPAID OBLIGATIONS (15-20) + (23+24)		
																						DUE AND DEMANDABLE	NOT YET DUE AND DEMANDABLE	
Agricultural Supplies	50203100 00	-	-	-	-	-	-	-	-	-	-	-	-	-	-	-	-	-	-	-	-	-	-	-
Other Supplies and Materials	50203990 00	1,037,000.00	-	1,037,000.00	1,037,000.00	-	-	1,037,000.00	-	-	-	-	-	-	-	-	-	-	-	-	-	-	1,037,000.00	-
Chemical and Filtering Supplies Expenses	50203130 00	196,000.00	-	196,000.00	196,000.00	-	-	196,000.00	-	-	-	-	-	-	-	-	-	-	-	-	-	-	196,000.00	-
Water Expenses	50204010 00	1,649,000.00	-	1,649,000.00	1,649,000.00	-	-	1,649,000.00	318,076.41	794,852.20	106,996.53	-	1,219,925.14	317,415.16	406,268.20	301,288.53	-	-	1,024,971.89	-	-	2,658,925.14	194,953.25	
Electricity Expenses	50204020 00	9,655,000.00	-	9,655,000.00	9,655,000.00	-	-	9,655,000.00	2,654,489.67	3,001,882.05	2,773,175.89	-	8,429,547.61	2,633,352.76	2,972,760.56	2,743,950.55	-	-	8,349,784.27	-	-	18,084,547.61	79,763.34	
Other Utility Expenses	50204990 00	-	36,598.00	36,598.00	-	-	-	36,598.00	24,720.00	11,878.00	30,615.00	-	67,213.00	24,720.00	11,878.00	28,745.00	-	-	65,343.00	-	-	103,811.00	1,870.00	
Postage and Courier Services	50205010 00	1,454,000.00	-	1,454,000.00	1,454,000.00	-	-	1,454,000.00	120,510.00	68,603.80	92,436.00	-	281,549.80	120,510.00	63,613.40	88,648.40	-	-	272,771.80	-	-	1,735,549.60	8,778.00	
Landline Expenses	50205020 02	-	1,140,573.87	1,140,573.87	-	-	-	1,140,573.87	445,780.92	694,792.95	503,084.64	-	1,643,658.51	442,239.86	681,319.61	376,668.74	-	-	1,500,228.21	-	-	2,784,232.38	143,430.30	
Mobile Expenses	50205020 01	9,811,000.00	(5,000,000.00)	4,811,000.00	9,811,000.00	(5,000,000.00)	-	4,811,000.00	548,582.11	818,401.23	519,005.22	-	1,885,988.56	547,482.11	748,041.29	559,532.67	-	-	1,855,056.07	-	-	6,696,988.56	30,932.49	
Internet Subscription Expenses	50205030 00	2,178,000.00	-	2,178,000.00	2,178,000.00	-	-	2,178,000.00	461,334.47	588,250.42	736,630.95	-	1,786,215.84	461,334.47	585,431.42	453,148.95	-	-	1,479,914.84	-	-	3,964,215.84	306,301.00	
Cable, Satellite Telegraph and Radio Expenses	50205040 00	511,000.00	-	511,000.00	511,000.00	-	-	511,000.00	24,552.36	42,722.70	26,845.03	-	94,120.09	24,552.36	41,772.70	26,845.03	-	-	93,170.09	-	-	605,120.09	950.00	
Advertising Expenses	50299010 00	1,845,000.00	-	1,845,000.00	1,845,000.00	-	-	1,845,000.00	-	270,000.00	270,000.00	-	540,000.00	-	225,000.00	135,000.00	-	-	360,000.00	-	-	2,385,000.00	180,000.00	
Printing Expenses	50299020 00	3,116,000.00	-	3,116,000.00	3,116,000.00	-	-	3,116,000.00	72,891.00	358,126.00	354,083.50	-	785,100.50	72,891.00	294,986.00	297,997.00	-	-	665,874.00	-	-	3,901,100.50	119,226.50	
Rent - Building and Structures	50299050 01	29,773,000.00	-	29,773,000.00	29,773,000.00	-	-	29,773,000.00	6,809,934.78	19,699,671.16	2,689,762.63	-	29,199,368.57	4,673,886.18	7,810,389.16	8,949,782.83	-	-	21,434,058.17	-	-	58,972,368.57	7,765,310.40	
Representation Expenses	50299030 00	50,994,000.00	(12,000,000.00)	38,994,000.00	50,994,000.00	(12,000,000.00)	-	38,994,000.00	5,100,666.59	13,278,186.88	13,813,639.31	-	32,192,492.78	4,774,883.29	13,073,763.55	10,879,513.24	-	-	28,718,160.08	-	-	71,186,492.78	3,464,332.70	
Transportation allowance	50299040 00	1,073,000.00	-	1,073,000.00	1,073,000.00	-	-	1,073,000.00	-	-	52,000.00	-	52,000.00	-	-	40,000.00	-	-	40,000.00	-	-	1,125,000.00	12,000.00	
Other Subscription expenses	50299070 00	518,000.00	1,570,786.74	2,088,786.74	518,000.00	1,570,786.74	-	2,088,786.74	1,997,808.74	90,978.00	47,302.00	-	2,136,088.74	1,889,588.94	86,667.00	31,169.00	-	-	2,008,022.94	-	-	4,234,875.48	128,065.80	
Prizes Expenses	50206020 00	360,000.00	-	360,000.00	360,000.00	-	-	360,000.00	-	-	-	-	-	-	-	-	-	-	-	-	-	360,000.00	-	
Survey Expenses	50207010 00	200,000.00	-	200,000.00	200,000.00	-	-	200,000.00	-	-	-	-	-	-	-	-	-	-	-	-	-	200,000.00	-	
Legal Services	50211010 00	40,000.00	-	40,000.00	40,000.00	-	-	40,000.00	-	-	-	-	-	-	-	-	-	-	-	-	-	40,000.00	-	
Auditing Services	50211020 00	-	-	-	-	-	-	-	-	-	-	-	-	-	-	-	-	-	-	-	-	-	-	
Consultancy Services	50211030 00	25,819,000.00	(10,000,000.00)	15,819,000.00	25,819,000.00	(10,000,000.00)	-	15,819,000.00	1,251,585.00	6,658,888.68	5,228,548.60	-	13,139,022.28	534,399.00	1,953,309.14	3,245,641.32	-	-	5,743,349.46	-	-	28,958,022.28	7,395,681.62	
Security services	50212030 00	5,693,000.00	2,531,909.40	8,224,909.40	5,693,000.00	2,531,909.40	-	8,224,909.40	7,069,595.33	1,155,314.07	356,046.77	-	8,580,956.17	2,378,901.73	2,093,452.99	1,763,254.84	-	-	6,235,609.66	-	-	16,805,855.57	2,345,346.51	
Other Professional Services	50211990 00	34,045,000.00	5,411,939.63	39,456,939.63	34,045,000.00	5,411,939.63	-	39,456,939.63	22,105,334.59	17,351,604.64	18,630,640.78	-	58,087,580.41	21,404,549.06	18,052,390.57	18,549,102.76	-	-	58,006,042.39	-	-	97,544,520.04	81,538.02	
Repair and Maintenance - Building and other Structures	50213040 01	-	-	-	-	-	-	-	-	-	-	-	-	-	-	-	-	-	-	-	-	-	-	
Repair and Maintenance - Building and other Structures (leased assets)	50213080 01	939,000.00	-	939,000.00	939,000.00	-	-	939,000.00	68,491.00	284,000.59	475,000.00	-	827,491.59	68,491.00	284,000.59	475,000.00	-	-	827,491.59	-	-	1,766,491.59	-	
Awards / Rewards	50206010 01	460,000.00	-	460,000.00	460,000.00	-	-	460,000.00	-	-	-	-	-	-	-	-	-	-	-	-	-	460,000.00	-	
Repair and Maintenance - Semi Expendable Machineries & equipment	50213210 02	813,000.00	-	813,000.00	813,000.00	-	-	813,000.00	-	-	-	-	-	-	-	-	-	-	-	-	-	813,000.00	-	
Repair and Maintenance - leased Transportation	50213080 03	2,225,000.00	-	2,225,000.00	2,225,000.00	-	-	2,225,000.00	145,067.69	510,514.50	518,545.23	-	1,174,127.42	39,127.69	246,826.50	536,202.00	-	-	832,156.19	-	-	3,399,127.42	351,971.23	
Repair and Maintenance - Office Equipment	50213050 02	-	460,178.55	460,178.55	-	460,178.55	-	460,178.55	90,584.00	369,594.55	180,600.00	-	640,778.55	90,584.00	369,594.55	180,600.00	-	-	640,778.55	-	-	1,100,957.10	-	
Repair and Maintenance - Furniture and Fixtures	50213070 00	233,000.00	-	233,000.00	233,000.00	-	-	233,000.00	-	32,500.00	20,000.00	-	52,500.00	-	4,500.00	20,000.00	-	-	24,500.00	-	-	285,500.00	28,000.00	
Repair and Maintenance - Information and Communication Technology Equipments	50213050 03	-	46,000.00	46,000.00	-	46,000.00	-	46,000.00	21,000.00	25,000.00	15,000.00	-	61,000.00	21,000.00	25,000.00	15,000.00	-	-	61,000.00	-	-	107,000.00	-	
Repair and Maintenance - Machinery	50213050 01	2,369,000.00	(1,000,000.00)	1,369,000.00	2,369,000.00	(1,000,000.00)	-	1,369,000.00	-	-	-	-	-	-	-	-	-	-	-	-	-	1,369,000.00	-	
Repair and Maintenance - Communication Equipment	50213050 07	-	-	-	-	-	-	-	-	-	20,000.00	-	20,000.00	-	-	20,000.00	-	-	20,000.00	-	-	20,000.00	-	
Repair and Maintenance - Other Machinery Equipment	50213050 99	750,000.00	-	750,000.00	750,000.00	-	-	750,000.00	-	-	8,400.00	-	8,400.00	-	-	8,400.00	-	-	8,400.00	-	-	758,400.00	-	
Repair and Maintenance - Motor Vehicles	50213060 01	7,080,000.00	-	7,080,000.00	7,080,000.00	-	-	7,080,000.00	186,946.08	430,837.78	654,745.40	-	1,272,529.26	91,697.08	214,715.28	523,170.00	-	-	829,582.36	-	-	8,352,529.26	442,946.90	
Donations	50299080 00	324,000.00	-	324,000.00	324,000.00	-	-	324,000.00	-	-	-	-	-	-	-	-	-	-	-	-	-	324,000.00	-	
Subsidies Others	50214990 00	82,258,000.00	(23,000,000.00)	59,258,000.00	82,258,000.00	(23,000,000.00)	-	59,258,000.00	-	-	-	-	-	-	-	-	-	-	-	-	-	59,258,000.00	-	
Subsidies to NGAs	50214010 00	-	-	-	-	-	-	-	-	-	-	-	-	-	-	-	-	-	-	-	-	-	-	

PARTICULARS	UACS CODE	APPROPRIATIONS			ALLOTMENTS					CURRENT YEAR OBLIGATIONS					CURRENT YEAR DISBURSEMENTS					BALANCES				
		AUTHORIZED APPROPRIATION	ADJUSTMENTS (TRANSFER TO/FROM REALIGNMENT)	ADJUSTED APPROPRIATIONS	AUTHORIZED APPROPRIATION	ADJUSTMENTS (WITHDRAWAL REALIGNMENT)	TRANSFER TO	TRANSFER FROM	ADJUSTED TOTAL ALLOTMENTS	1ST QTR ENDING MARCH 31, 2019	2ND QTR ENDING JUNE 30, 2019	3RD QTR ENDING SEPT 30, 2019	4TH QTR ENDING DEC 31, 2019	TOTAL	1ST QTR ENDING MARCH 31, 2019	2ND QTR ENDING JUNE 30, 2019	3RD QTR ENDING SEPT 30, 2019	4TH QTR ENDING DEC 31, 2019	TOTAL	UNRELEASED APPROPRIATIONS	UNOBLIGATED ALLOTMENT	UNPAID OBLIGATIONS (15-20) = (23+24)		
																						DUE AND DEMANDABLE	NOT YET DUE AND DEMANDABLE	
Subsidies to LGUs	50214030 00	-	-	-	-	-	-	-	-	-	-	-	-	-	-	-	-	-	-	-	-	-	-	-
Confidential Expenses	50210010 00	60,000,000.00	-	60,000,000.00	60,000,000.00	-	-	60,000,000.00	15,000,000.00	20,000,000.00	10,000,000.00	-	45,000,000.00	15,000,000.00	20,000,000.00	10,000,000.00	-	45,000,000.00	-	105,000,000.00	-	-	-	
Extraordinary and Misc Expenses	50210030 00	3,153,000.00	-	3,153,000.00	3,153,000.00	-	-	3,153,000.00	450,400.00	626,600.00	360,800.00	-	1,437,800.00	411,200.00	665,800.00	360,800.00	-	1,437,800.00	-	4,510,800.00	-	-	-	
Taxes, Duties and Licenses	50215010 01	584,000.00	-	584,000.00	584,000.00	-	-	584,000.00	-	40,000.00	-	-	40,000.00	-	40,000.00	-	-	40,000.00	-	624,000.00	-	-	-	
Fidelity Bond	50215020 00	-	603,750.00	603,750.00	-	603,750.00	-	603,750.00	287,625.00	316,125.00	215,205.28	-	818,955.28	287,625.00	316,125.00	215,205.28	-	818,955.28	-	1,422,705.28	-	-	-	
Insurance Expenses	50215030 00	457,000.00	-	457,000.00	457,000.00	-	-	457,000.00	243,754.86	40,988.73	62,263.67	-	347,007.26	205,717.14	40,988.73	62,263.67	-	308,969.54	-	804,007.26	-	38,037.72	-	
Other MOOE	50299990 99	6,078,000.00	(253,738.68)	5,824,261.32	6,078,000.00	(253,738.68)	-	5,824,261.32	216,480.00	239,634.48	48,680.00	-	504,794.48	216,480.00	232,584.48	(53,740.00)	-	395,324.48	-	6,319,055.80	-	109,470.00	-	
Bank Charges	50301040 00	-	17,350.00	17,350.00	-	17,350.00	-	17,350.00	7,350.00	10,000.00	30,206.00	-	47,556.00	7,350.00	10,000.00	30,206.00	-	47,556.00	-	64,906.00	-	-	-	
Subsidies to NGAs	50214020 00	17,742,000.00	-	17,742,000.00	17,742,000.00	-	-	17,742,000.00	-	-	-	-	-	-	-	-	-	-	-	17,742,000.00	-	-	-	
Rent Expenses - Motor Vehicles	50299050 03	-	53,807,261.58	53,807,261.58	-	53,807,261.58	-	53,807,261.58	8,577,730.00	45,229,531.58	438,849.60	-	54,246,111.18	375,800.00	3,055,655.43	569,270.57	-	4,000,726.00	-	108,053,372.76	-	50,245,365.18	-	
Rent Expenses - Office Equipment	50299050 04	-	211,150.00	211,150.00	-	211,150.00	-	211,150.00	216,150.00	(5,000.00)	462,265.00	-	673,415.00	206,150.00	5,000.00	71,900.00	-	283,050.00	-	884,565.00	-	390,365.00	-	
Rent Expenses - Furniture & Fixtures	50299050 08	-	-	-	-	-	-	-	-	-	(26,000.00)	-	(26,000.00)	-	(26,000.00)	-	-	(26,000.00)	-	(26,000.00)	-	(26,000.00)	-	
Repair and Maintenance - Leases assets - Other Leased Assets	50213080 99	-	29,000.00	29,000.00	-	29,000.00	-	29,000.00	7,000.00	22,000.00	(4,913.30)	-	24,086.70	7,000.00	22,000.00	(4,913.30)	-	24,086.70	-	53,086.70	-	-	-	
Repair and Maintenance - Le	50213090 99	-	-	-	-	-	-	-	-	-	-	-	-	-	-	-	-	-	-	-	-	-	-	
CONTINGENT FUND - TO COVER THE REQUIREMENTS FOR THE NORMALIZATION PROGRAM OF THE BANGSAMORO. SARO NO. BMB-D-19-000985 DATED AUGUST 15 2019		2,024,000,000.00	-	2,024,000,000.00	2,024,000,000.00	-	-	2,024,000,000.00	-	-	1,297,184,319.08	-	1,297,184,319.08	-	-	1,044,056,669.08	-	1,044,056,669.08	-	726,815,680.92	-	253,127,650.00	-	
MAINTENANCE & OTHER OPERATING EXPENSES		2,024,000,000.00	-	2,024,000,000.00	2,024,000,000.00	-	-	2,024,000,000.00	-	-	1,297,184,319.08	-	1,297,184,319.08	-	-	1,044,056,669.08	-	1,044,056,669.08	-	726,815,680.92	-	253,127,650.00	-	
Travelling Expenses - Local	50201010 00	157,580,000.00	(24,596,133.75)	132,983,866.25	157,580,000.00	(24,596,133.75)	-	132,983,866.25	-	-	7,085,909.83	-	7,085,909.83	-	-	7,053,359.83	-	7,053,359.83	-	125,897,956.42	-	32,550.00	-	
Training Expenses	50202010 00	25,379,000.00	-	25,379,000.00	25,379,000.00	-	-	25,379,000.00	-	-	-	-	-	-	-	7,053,359.83	-	7,053,359.83	-	125,897,956.42	-	32,550.00	-	
Office Supplies	50203010 00	1,000,000.00	125,965.50	1,125,965.50	1,000,000.00	125,965.50	-	1,125,965.50	-	-	1,125,965.50	-	1,125,965.50	-	-	1,125,965.50	-	1,125,965.50	-	25,379,000.00	-	-	-	
Semi-Expendable Machinery and Equipment Expenses	50203210 02	-	31,700.00	31,700.00	-	31,700.00	-	31,700.00	-	-	31,700.00	-	31,700.00	-	-	31,700.00	-	31,700.00	-	-	-	-	-	
Drugs and Medicines Expenses	50203070 00	500,000.00	-	500,000.00	500,000.00	-	-	500,000.00	-	-	-	-	-	-	-	-	-	-	-	500,000.00	-	-	-	
Fuel, Oil and Lubricants	50203090 00	55,480,000.00	-	55,480,000.00	55,480,000.00	-	-	55,480,000.00	-	-	1,110,000.00	-	1,110,000.00	-	-	1,110,000.00	-	1,110,000.00	-	54,370,000.00	-	-	-	
Other Utility Expenses	50204990 00	21,224,438.80	-	21,224,438.80	21,224,438.80	-	-	21,224,438.80	-	-	-	-	-	-	-	-	-	-	-	21,224,438.80	-	-	-	
Water Expenses	50204010 00	400,000.00	-	400,000.00	400,000.00	-	-	400,000.00	-	-	-	-	-	-	-	-	-	-	-	400,000.00	-	-	-	
Electricity Expenses	50204020 00	500,000.00	-	500,000.00	500,000.00	-	-	500,000.00	-	-	-	-	-	-	-	-	-	-	-	500,000.00	-	-	-	
Postage and Courier Services	50205010 00	50,000.00	-	50,000.00	50,000.00	-	-	50,000.00	-	-	-	-	-	-	-	-	-	-	-	50,000.00	-	-	-	
Mobile Expenses	50205020 01	941,991.00	-	941,991.00	941,991.00	-	-	941,991.00	-	-	11,600.00	-	11,600.00	-	-	11,600.00	-	11,600.00	-	930,391.00	-	-	-	
Internet Subscription Expenses	50205030 00	500,000.00	-	500,000.00	500,000.00	-	-	500,000.00	-	-	-	-	-	-	-	-	-	-	-	500,000.00	-	-	-	
Cable, Satellite Telegraph and Radio Expenses	50205040 00	20,780,000.00	-	20,780,000.00	20,780,000.00	-	-	20,780,000.00	-	-	-	-	-	-	-	-	-	-	-	20,780,000.00	-	-	-	
Extraordinary and Misc Expenses	50210030 00	50,818,999.10	(1,969,675.50)	48,849,323.60	50,818,999.10	(1,969,675.50)	-	48,849,323.60	-	-	-	-	-	-	-	-	-	-	-	48,849,323.60	-	-	-	
Other Professional Services	50211990 00	5,713,600.00	-	5,713,600.00	5,713,600.00	-	-	5,713,600.00	-	-	-	-	-	-	-	-	-	-	-	5,713,600.00	-	-	-	
Repair and Maintenance - Office Equipment	50213050 02	1,000,000.00	-	1,000,000.00	1,000,000.00	-	-	1,000,000.00	-	-	-	-	-	-	-	-	-	-	-	1,000,000.00	-	-	-	
Repair and Maintenance - Information and Communication Technology Equipments	50213050 03	5,000,000.00	-	5,000,000.00	5,000,000.00	-	-	5,000,000.00	-	-	-	-	-	-	-	-	-	-	-	5,000,000.00	-	-	-	
Repair and Maintenance - Communication expenses	50213050 07	5,000,000.00	-	5,000,000.00	5,000,000.00	-	-	5,000,000.00	-	-	-	-	-	-	-	-	-	-	-	5,000,000.00	-	-	-	
Repair and Maintenance - Motor Vehicles	50213050 01	10,000,000.00	-	10,000,000.00	10,000,000.00	-	-	10,000,000.00	-	-	-	-	-	-	-	-	-	-	-	10,000,000.00	-	-	-	
Repair and Maintenance - Building and other Structures	50213040 01	5,000,000.00	-	5,000,000.00	5,000,000.00	-	-	5,000,000.00	-	-	-	-	-	-	-	-	-	-	-	5,000,000.00	-	-	-	
Repair and Maintenance - Building and other Structures (leased assets)	50213080 01	1,500,000.00	-	1,500,000.00	1,500,000.00	-	-	1,500,000.00	-	-	100,000.00	-	100,000.00	-	-	100,000.00	-	100,000.00	-	1,400,000.00	-	-	-	
Rent Expenses - leased asset, machinery	50299050 04	-	49,000.00	49,000.00	-	49,000.00	-	49,000.00	-	-	49,000.00	-	49,000.00	-	-	49,000.00	-	49,000.00	-	-	-	-	-	
Repair and Maintenance - leased Transportation	50213080 03	10,000,000.00	-	10,000,000.00	10,000,000.00	-	-	10,000,000.00	-	-	-	-	-	-	-	-	-	-	-	10,000,000.00	-	-	-	

PARTICULARS	UACS CODE	APPROPRIATIONS			ALLOTMENTS				CURRENT YEAR OBLIGATIONS					CURRENT YEAR DISBURSEMENTS					BALANCES					
		AUTHORIZED APPROPRIATION	ADJUSTMENTS (TRANSFER TO/FROM REALIGNMENT)	ADJUSTED APPROPRIATIONS	AUTHORIZED APPROPRIATION	ADJUSTMENTS (WITHDRAWAL REALIGNMENT)	TRANSFER TO	TRANSFER FROM	ADJUSTED TOTAL ALLOTMENTS	1ST QTR ENDING MARCH 31, 2019	2ND QTR ENDING JUNE 30, 2019	3RD QTR ENDING SEPT 30, 2019	4TH QTR ENDING DEC 31, 2019	TOTAL	1ST QTR ENDING MARCH 31, 2019	2ND QTR ENDING JUNE 30, 2019	3RD QTR ENDING SEPT 30, 2019	4TH QTR ENDING DEC 31, 2019	TOTAL	UNRELEASED APPROPRIATIONS	UNOBLIGATED ALLOTMENT	UNPAID OBLIGATIONS (15-20) = (23+24)	NOT YET DUE AND DEMANDABLE	
Printing Expenses	50299020 00	10,000,000.00	-	10,000,000.00	10,000,000.00	-	-	10,000,000.00	-	-	26,000.00	-	26,000.00	-	-	26,000.00	-	-	26,000.00	-	9,974,000.00	-	-	
Representation Expenses	50299030 00	1,000,000.00	3,055,395.00	4,055,395.00	1,000,000.00	3,055,395.00	-	4,055,395.00	-	-	4,055,395.00	-	4,055,395.00	-	-	3,230,295.00	-	-	3,230,295.00	-	-	825,100.00	-	
Transportation and delivery expenses	50299040 00	52,200,000.00	-	52,200,000.00	52,200,000.00	-	-	52,200,000.00	-	-	-	-	-	-	-	-	-	-	-	-	52,200,000.00	-	-	
Rent - Building and Structures	50299050 01	40,000,000.00	-	40,000,000.00	40,000,000.00	-	-	40,000,000.00	-	-	15,000.00	-	15,000.00	-	-	15,000.00	-	-	15,000.00	-	39,585,000.00	-	-	
Rent Expenses - Office Equipment	50299050 04	-	145,500.00	145,500.00	-	145,500.00	-	145,500.00	-	-	145,500.00	-	145,500.00	-	-	145,500.00	-	-	145,500.00	-	-	-	-	
Rent Expenses - Motor Vehicles	50299050 03	138,280,000.00	-	138,280,000.00	138,280,000.00	-	-	138,280,000.00	-	-	270,000.00	-	270,000.00	-	-	-	-	-	-	-	138,010,000.00	-	270,000.00	
Subsidies-NGAS	50214010 00	-	23,158,248.75	23,158,248.75	-	23,158,248.75	-	23,158,248.75	-	-	23,158,248.75	-	23,158,248.75	-	-	23,158,248.75	-	-	23,158,248.75	-	-	-	-	
Financial Assistance to NGAs	50214020 00	1,404,151,971.10	-	1,404,151,971.10	1,404,151,971.10	-	-	1,404,151,971.10	-	-	1,260,000,000.00	-	1,260,000,000.00	-	-	1,008,000,000.00	-	-	1,008,000,000.00	-	144,151,971.10	257,000,000.00	-	
CONTINGENT FUND - TO COVER THE FUNDING REQUIREMENTS FOR THE FOR THE IMPLEMENTATION OF VARIOUS ACTIVITIES OF THE OFFICE OF THE PRESIDENTIAL ADVISER ON THE PEACE PROCESS - SARO NO. BMB-D-19-0011852 DATED SEPT 10, 2019		203,673,387.00	-	203,673,387.00	203,673,387.00	-	-	203,673,387.00	-	-	1,260,000,000.00	-	1,38,744,987.00	-	-	113,197,487.00	-	-	113,197,487.00	-	64,928,400.00	25,547,500.00	-	-
MAINTENANCE & OTHER OPERATING EXPENSES		203,673,387.00	-	203,673,387.00	203,673,387.00	-	-	203,673,387.00	-	-	138,744,987.00	-	138,744,987.00	-	-	113,197,487.00	-	-	113,197,487.00	-	64,928,400.00	25,547,500.00	-	-
Travelling Expenses - Local	50201010 00	23,476,000.00	(10,000,000.00)	13,476,000.00	23,476,000.00	(10,000,000.00)	-	13,476,000.00	-	-	3,000.00	-	3,000.00	-	-	3,000.00	-	-	3,000.00	-	13,473,000.00	-	-	
Travelling Expenses - Foreign	50201020 00	4,357,500.00	-	4,357,500.00	4,357,500.00	-	-	4,357,500.00	-	-	-	-	-	-	-	-	-	-	-	-	4,357,500.00	-	-	
Training Expenses	50202010 00	19,395,000.00	(10,000,000.00)	9,395,000.00	19,395,000.00	(10,000,000.00)	-	9,395,000.00	-	-	250,000.00	-	250,000.00	-	-	250,000.00	-	-	250,000.00	-	9,145,000.00	-	-	
Office Supplies	50203010 00	790,181.00	-	790,181.00	790,181.00	-	-	790,181.00	-	-	71,275.00	-	71,275.00	-	-	71,275.00	-	-	71,275.00	-	718,906.00	-	-	
Semi-Expendable Machinery and Equipment Expenses	50203210 02	-	-	-	-	-	-	-	-	-	-	-	-	-	-	-	-	-	-	-	-	-	-	
Drugs and Medicines Expenses	50203070 00	-	-	-	-	-	-	-	-	-	-	-	-	-	-	-	-	-	-	-	-	-	-	
Fuel, Oil and Lubricants	50203090 00	2,141,000.00	-	2,141,000.00	2,141,000.00	-	-	2,141,000.00	-	-	37,575.00	-	37,575.00	-	-	37,575.00	-	-	37,575.00	-	2,103,425.00	-	-	
Other Utility Expenses	50204990 00	-	-	-	-	-	-	-	-	-	-	-	-	-	-	-	-	-	-	-	-	-	-	
Water Expenses	50204010 00	-	-	-	-	-	-	-	-	-	-	-	-	-	-	-	-	-	-	-	-	-	-	
Electricity Expenses	50204020 00	-	-	-	-	-	-	-	-	-	-	-	-	-	-	-	-	-	-	-	-	-	-	
Postage and Courier Services	50205010 00	-	-	-	-	-	-	-	-	-	-	-	-	-	-	-	-	-	-	-	-	-	-	
Mobile Expenses	50205020 01	-	-	-	-	-	-	-	-	-	-	-	-	-	-	-	-	-	-	-	-	-	-	
Internet Subscription Expenses	50205030 00	-	-	-	-	-	-	-	-	-	-	-	-	-	-	-	-	-	-	-	-	-	-	
Cable, Satellite Telegraph and Radio Expenses	50205040 00	-	-	-	-	-	-	-	-	-	-	-	-	-	-	-	-	-	-	-	-	-	-	
Extraordinary and Misc Expenses	50210030 00	-	-	-	-	-	-	-	-	-	-	-	-	-	-	-	-	-	-	-	-	-	-	
Other Professional Services	50211990 00	3,920,000.00	-	3,920,000.00	3,920,000.00	-	-	3,920,000.00	-	-	-	-	-	-	-	-	-	-	-	-	3,920,000.00	-	-	
Consultancy Services	50211030 00	480,000.00	-	480,000.00	480,000.00	-	-	480,000.00	-	-	-	-	-	-	-	-	-	-	-	-	480,000.00	-	-	
Repair and Maintenance - Office Equipment	50213050 02	-	-	-	-	-	-	-	-	-	-	-	-	-	-	-	-	-	-	-	-	-	-	
Repair and Maintenance - Information and Communication Technology Equipments	50213050 03	-	-	-	-	-	-	-	-	-	-	-	-	-	-	-	-	-	-	-	-	-	-	
Repair and Maintenance - Communication expenses	50213050 07	-	-	-	-	-	-	-	-	-	-	-	-	-	-	-	-	-	-	-	-	-	-	
Repair and Maintenance - Motor Vehicles	50213060 01	-	-	-	-	-	-	-	-	-	-	-	-	-	-	-	-	-	-	-	-	-	-	
Repair and Maintenance - Building and other Structures	50213040 01	-	-	-	-	-	-	-	-	-	-	-	-	-	-	-	-	-	-	-	-	-	-	
Repair and Maintenance - Building and other Structures (leased assets)	50213080 01	-	-	-	-	-	-	-	-	-	-	-	-	-	-	-	-	-	-	-	-	-	-	
Rent Expenses - leased asset, machinery	50299050 04	-	-	-	-	-	-	-	-	-	-	-	-	-	-	-	-	-	-	-	-	-	-	
Repair and Maintenance - leased Transportation	50213080 03	-	-	-	-	-	-	-	-	-	-	-	-	-	-	-	-	-	-	-	-	-	-	
Printing Expenses	50299020 00	2,233,900.00	-	2,233,900.00	2,233,900.00	-	-	2,233,900.00	-	-	-	-	-	-	-	-	-	-	-	-	2,233,900.00	-	-	
Representation Expenses	50299030 00	48,945,000.00	(25,535,681.00)	23,409,319.00	48,945,000.00	(25,535,681.00)	-	23,409,319.00	-	-	186,650.00	-	186,650.00	-	-	129,150.00	-	-	129,150.00	-	23,222,669.00	57,500.00	-	
Transportation and delivery expenses	50299040 00	-	-	-	-	-	-	-	-	-	-	-	-	-	-	-	-	-	-	-	-	-	-	

PARTICULARS	UACS CODE	APPROPRIATIONS			ALLOTMENTS				CURRENT YEAR OBLIGATIONS					CURRENT YEAR DISBURSEMENTS					BALANCES					
		AUTHORIZED APPROPRIATION	ADJUSTMENTS (TRANSFER TO/FROM REALIGNMENT)	ADJUSTED APPROPRIATIONS	AUTHORIZED APPROPRIATION	ADJUSTMENTS (WITHDRAWAL REALIGNMENT)	TRANSFER TO	TRANSFER FROM	ADJUSTED TOTAL ALLOTMENTS	1ST QTR ENDING MARCH 31, 2019	2ND QTR ENDING JUNE 30, 2019	3RD QTR ENDING SEPT 30, 2019	4TH QTR ENDING DEC 31, 2019	TOTAL	1ST QTR ENDING MARCH 31, 2019	2ND QTR ENDING JUNE 30, 2019	3RD QTR ENDING SEPT 30, 2019	4TH QTR ENDING DEC 31, 2019	TOTAL	UNRELEASED APPROPRIATIONS	UNOBLIGATED ALLOTMENT	UNPAID OBLIGATIONS (15-20) + (23+24)		
																						DUE AND DEMANDABLE	NOT YET DUE AND DEMANDABLE	
Rent - Building and Structures	50299050 01	-	-	-	-	-	-	-	-	-	-	-	-	-	-	-	-	-	-	-	-	-	-	-
Rent Expenses - Office Equipment	50299050 04	-	-	-	-	-	-	-	-	-	-	-	-	-	-	-	-	-	-	-	-	-	-	-
Rent Expenses - Motor Vehicles	50299050 03	280,000.00	-	280,000.00	280,000.00	-	-	280,000.00	-	-	6,000.00	-	6,000.00	-	-	6,000.00	-	6,000.00	-	-	-	274,000.00	-	-
Subsidies-NGAS	50214010 00	-	74,479,806.00	74,479,806.00	-	74,479,806.00	-	74,479,806.00	-	-	74,479,806.00	-	74,479,806.00	-	-	48,989,806.00	-	48,989,806.00	-	-	-	-	25,490,000.00	-
Financial Assistance to NGAs	50214020 00	92,654,806.00	(28,944,125.00)	63,710,681.00	92,654,806.00	(28,944,125.00)	-	63,710,681.00	-	-	63,710,681.00	-	63,710,681.00	-	-	63,710,681.00	-	63,710,681.00	-	-	-	-	-	-
Financial Assistance to LGUs	50214030 00	5,000,000.00	-	5,000,000.00	5,000,000.00	-	-	5,000,000.00	-	-	-	-	-	-	-	-	-	-	5,000,000.00	-	-	-	-	-
GRAND TOTAL		2,916,332,387.00	(0.00)	2,916,332,387.00	2,916,332,387.00	(0.00)		2,916,332,387.00	105,662,109.83	196,289,676.00	1,348,532,879.82		1,654,514,622.85	65,827,470.95	132,112,976.70	2,170,313,308.36		1,429,253,356.30		1,895,006,197.29		861,281,666.25		
PREPARED BY:	CERTIFIED CORRECT				CERTIFIED CORRECT				RECOMMENDING APPROVAL					APPROVED BY:					DATE:					
 SUSIMA A. CRETENEO PEACE PROGRAM OFFICER III/ACCTG. BOOKKEEPING SECTION	 MELANIE B. MANALOTO ADMINISTRATIVE OFFICER V / BUDGET OFFICER				 LEILIANNE T. ROMAN-MORCO, CPA PEACE PROGRAM OFFICER IV / ACCOUNTING HEAD				 ARNOLFO E. PAJARILLO UNDER SECRETARY, FAS					 SECRETARY CARLITO G. GALVEZ JR. PRESIDENTIAL ADVISER FOR PEACE, RECONCILIATION AND UNITY (PAFRU)										