

SUMMARY OF APPROVED BUDGET, UTILIZATIONS, DISBURSEMENTS AND BALANCES BY OBJECT OF EXPENDITURES  
as of the Quarter Ending June 30, 2019

Department : Other Executive Office (OEO)  
 Agency : Office of the Presidential Adviser on the Peace Process (OPAPP)  
 Operating Unit  
 Organization Code (UACS) : 26 026 0000000  
 Funding Source Code (as Clustered) : 101

PARTICULARS	UACS CODE	APPROVED BUDGET			BUDGET UTILIZATION					DISBURSEMENTS					BALANCES		
		APPROVED BUDGETED REVENUE (FY 2019 GAA RA 11620)	ADJUSTMENTS (ADDITIONS, REDUCTIONS, REALIGNMENT)	ADJUSTED BUDGETED REVENUE	1ST QTR ENDING MARCH 31, 2019	2ND QTR ENDING JUNE 30, 2019	3RD QTR ENDING SEPT 30, 2019	4TH QTR ENDING DEC 31, 2019	TOTAL	1ST QTR ENDING MARCH 31, 2019	2ND QTR ENDING JUNE 30, 2019	3RD QTR ENDING SEPT 30, 2019	4TH QTR ENDING DEC 31, 2019	TOTAL	UNUTILIZED BUDGET	UNPAID UTILIZATIONS (10-15) = (17+18)	
																DUE AND DEMANDABLE / ACCOUNTS PAYABLE	NOT YET DUE AND DEMANDABLE
1	2	3	4	5 = 3+4	6	7	8	9	10 = [(6+(-)7)-8+9]	11	12	13	14	15 = (11+12+13+14)	16 = 5-10	17	18
<b>SUMMARY</b>																	
CONTINUING APPROPRIATION - RA 10964		131,653,155.96	0.00	131,653,155.96	179,884.78	4,069,780.31	-	-	4,249,665.09	35,889.78	4,212,155.31	-	-	4,248,045.09	127,403,490.87	1,620.00	-
CALAMITY FUND - NATIONAL DISASTER RISK REDUCTION AND MANAGEMENT FUND - RELEASE OF FUNDS TO SUPPORT THE PROJECT / PROGRAM FOCUSED ON SOCIAL HEALING AND PEACE BUILDING FOR MARAWI OF OPAPP - SARO NO. BMB-D-18-0016393		20,824,030.06	-	20,824,030.06	-	2,242,110.00	-	-	2,242,110.00	-	2,242,110.00	-	-	2,242,110.00	18,581,920.06	-	-
Travelling Expenses - Local	50201010 00	9,584,287.16	(506,532.14)	9,077,755.02	-	3,800.00	-	-	3,800.00	-	3,800.00	-	-	3,800.00	9,073,955.02	-	-
Travelling Expenses - Foreign	50201020 00	-	-	-	-	-	-	-	-	-	-	-	-	-	-	-	-
Training Expenses	50202010 00	7,245,955.00	-	7,245,955.00	-	-	-	-	-	-	-	-	-	-	7,245,955.00	-	-
Office Supplies	50203010 00	-	67,200.00	67,200.00	-	67,200.00	-	-	67,200.00	-	67,200.00	-	-	67,200.00	-	-	-
Semi-Expendable Machinery and Office Equipment Expenses	50203210 00	-	-	-	-	-	-	-	-	-	-	-	-	-	-	-	-
Semi-Expendable Machinery and Office Equipment Expenses- ITC	50203210 03	-	-	-	-	-	-	-	-	-	-	-	-	-	-	-	-
Semi-Expendable Machinery and Equipment Expenses	50203210 02	-	-	-	-	-	-	-	-	-	-	-	-	-	-	-	-
Semi-Expendable Furniture and Fixtures	50203220 01	-	-	-	-	-	-	-	-	-	-	-	-	-	-	-	-
Semi-Expendable Machinery and Office Equipment Expenses- Communication	50203210 07	-	-	-	-	-	-	-	-	-	-	-	-	-	-	-	-
Drugs and Medicines Expenses	50203070 00	-	-	-	-	-	-	-	-	-	-	-	-	-	-	-	-
Medical, dental and Laboratory Supplies Expenses	50203080 00	-	-	-	-	-	-	-	-	-	-	-	-	-	-	-	-
Fuel, Oil and Lubricants	50203090 00	-	86,150.00	86,150.00	-	86,150.00	-	-	86,150.00	-	86,150.00	-	-	86,150.00	-	-	-
Agricultural Supplies	50203100 00	-	-	-	-	-	-	-	-	-	-	-	-	-	-	-	-
Other Supplies and Materials	50203990 00	-	-	-	-	-	-	-	-	-	-	-	-	-	-	-	-
Chemical and Filtering Supplies Expenses	50203130 00	-	-	-	-	-	-	-	-	-	-	-	-	-	-	-	-
Water Expenses	50204010 00	-	-	-	-	-	-	-	-	-	-	-	-	-	-	-	-



PARTICULARS	UACS CODE	APPROVED BUDGET			BUDGET UTILIZATION					DISBURSEMENTS					BALANCES		
		APPROVED BUDGETED REVENUE (FY 2019 GAA RA 11620)	ADJUSTMENTS (ADDITIONS, REDUCTIONS, REALIGNMENT)	ADJUSTED BUDGETED REVENUE	1ST QTR ENDING MARCH 31, 2019	2ND QTR ENDING JUNE 30, 2019	3RD QTR ENDING SEPT 30, 2019	4TH QTR ENDING DEC 31, 2019	TOTAL	1ST QTR ENDING MARCH 31, 2019	2ND QTR ENDING JUNE 30, 2019	3RD QTR ENDING SEPT 30, 2019	4TH QTR ENDING DEC 31, 2019	TOTAL	UNUTILIZED BUDGET	UNPAID UTILIZATIONS (10-15) = (17+18)	
																DUE AND DEMANDABLE / ACCOUNTS PAYABLE	NOT YET DUE AND DEMANDABLE
1	2	3	4	5 = 3+4	6	7	8	9	10 = [(6+(-)7)-8+9]	11	12	13	14	15 = (11+12+13+14)	16 = 5-10	17	18
Electricity Expenses	50204020 00	-	-	-	-	-	-	-	-	-	-	-	-	-	-	-	-
Other Utility Expenses	50204990 00	-	-	-	-	-	-	-	-	-	-	-	-	-	-	-	-
Postage and Courier Services	50205010 00	-	-	-	-	-	-	-	-	-	-	-	-	-	-	-	-
Landline Expenses	50205020 02	-	-	-	-	-	-	-	-	-	-	-	-	-	-	-	-
Mobile Expenses	50205020 01	-	4,000.00	4,000.00	-	4,000.00	-	-	4,000.00	-	4,000.00	-	-	4,000.00	-	-	-
Internet Subscription Expenses	50205030 00	-	-	-	-	-	-	-	-	-	-	-	-	-	-	-	-
Cable, Satellite Telegraph and Radio Expenses	50205040 00	-	-	-	-	-	-	-	-	-	-	-	-	-	-	-	-
Advertising Expenses	50299010 00	-	-	-	-	-	-	-	-	-	-	-	-	-	-	-	-
Printing Expenses	50299020 00	-	-	-	-	-	-	-	-	-	-	-	-	-	-	-	-
Rent - Building and Structures	50299050 01	-	-	-	-	-	-	-	-	-	-	-	-	-	-	-	-
Representation Expenses	50299030 00	1,709,277.86	308,332.14	2,017,610.00	-	2,017,610.00	-	-	2,017,610.00	-	2,017,610.00	-	-	2,017,610.00	-	-	-
Transportation allowance	50299040 00	-	-	-	-	-	-	-	-	-	-	-	-	-	-	-	-
Subscription expenses	50299070 00	-	-	-	-	-	-	-	-	-	-	-	-	-	-	-	-
Prizes Expenses	50206020 00	-	-	-	-	-	-	-	-	-	-	-	-	-	-	-	-
Survey Expenses	50207010 00	-	-	-	-	-	-	-	-	-	-	-	-	-	-	-	-
Legal Services	50211010 00	-	-	-	-	-	-	-	-	-	-	-	-	-	-	-	-
Auditing Services	50211020 00	-	-	-	-	-	-	-	-	-	-	-	-	-	-	-	-
Consultancy Services	50211030 00	816,676.67	-	816,676.67	-	-	-	-	-	-	-	-	-	-	816,676.67	-	-
Security services	50212030 00	-	-	-	-	-	-	-	-	-	-	-	-	-	-	-	-
Other Professional Services	50211990 00	1,467,833.37	-	1,467,833.37	-	22,500.00	-	-	22,500.00	-	22,500.00	-	-	22,500.00	1,445,333.37	-	-
Repair and Maintenance - Building and other Structures	50213040 01	-	-	-	-	-	-	-	-	-	-	-	-	-	-	-	-
Repair and Maintenance - Building and other Structures (leased assets)	50213080 01	-	-	-	-	-	-	-	-	-	-	-	-	-	-	-	-
Repair and Maintenance - leased Transportation	50213080 03	-	350.00	350.00	-	350.00	-	-	350.00	-	350.00	-	-	350.00	-	-	-
Repair and Maintenance - Office Equipment	50213050 02	-	-	-	-	-	-	-	-	-	-	-	-	-	-	-	-
Repair and Maintenance - Furniture and Fixtures	50213070 00	-	-	-	-	-	-	-	-	-	-	-	-	-	-	-	-
Repair and Maintenance - Information and Communication Technology Equipments	50213050 03	-	-	-	-	-	-	-	-	-	-	-	-	-	-	-	-
Repair and Maintenance - Machinery	50213050 01	-	-	-	-	-	-	-	-	-	-	-	-	-	-	-	-
Repair and Maintenance - Communication Equipment	50213050 07	-	-	-	-	-	-	-	-	-	-	-	-	-	-	-	-
Repair and Maintenance - Other Machinery Equipment	50213050 99	-	-	-	-	-	-	-	-	-	-	-	-	-	-	-	-
Repair and Maintenance - Motor Vehicles	50213060 01	-	-	-	-	-	-	-	-	-	-	-	-	-	-	-	-
Donations	50299080 00	-	-	-	-	-	-	-	-	-	-	-	-	-	-	-	-
Subsidies Others	50214990 00	-	-	-	-	-	-	-	-	-	-	-	-	-	-	-	-
Subsidies to NGAs	50214010 00	-	-	-	-	-	-	-	-	-	-	-	-	-	-	-	-
Subsidies to LGUs	50214030 00	-	-	-	-	-	-	-	-	-	-	-	-	-	-	-	-



PARTICULARS	UACS CODE	APPROVED BUDGET			BUDGET UTILIZATION					DISBURSEMENTS					BALANCES		
		APPROVED BUDGETED REVENUE (FY 2019 GAA RA 11620)	ADJUSTMENTS (ADDITIONS, REDUCTIONS, REALIGNMENT)	ADJUSTED BUDGETED REVENUE	1ST QTR ENDING MARCH 31, 2019	2ND QTR ENDING JUNE 30, 2019	3RD QTR ENDING SEPT 30, 2019	4TH QTR ENDING DEC 31, 2019	TOTAL	1ST QTR ENDING MARCH 31, 2019	2ND QTR ENDING JUNE 30, 2019	3RD QTR ENDING SEPT 30, 2019	4TH QTR ENDING DEC 31, 2019	TOTAL	UNUTILIZED BUDGET	UNPAID UTILIZATIONS (10-15) = (17+18)	
																DUE AND DEMANDABLE / ACCOUNTS PAYABLE	NOT YET DUE AND DEMANDABLE
1	2	3	4	5 = 3+4	6	7	8	9	10 = [(6+(-)7)-8+9]	11	12	13	14	15 = (11+12+13+14)	16 = 5-10	17	18
Confidential Expenses	50210010 00	-	-	-	-	-	-	-	-	-	-	-	-	-	-	-	-
Extraordinary and Misc Expenses	50210030 00	-	-	-	-	-	-	-	-	-	-	-	-	-	-	-	-
Taxes, Duties and Licenses	50215010 01	-	-	-	-	-	-	-	-	-	-	-	-	-	-	-	-
Fidelity Bond	50215020 00	-	-	-	-	-	-	-	-	-	-	-	-	-	-	-	-
Insurance Expenses	50215030 00	-	-	-	-	-	-	-	-	-	-	-	-	-	-	-	-
Other MOOE	50299990 99	-	-	-	-	-	-	-	-	-	-	-	-	-	-	-	-
Bank Charges	50301040 00	-	-	-	-	-	-	-	-	-	-	-	-	-	-	-	-
Subsidies to NGAs	50214020 00	-	-	-	-	-	-	-	-	-	-	-	-	-	-	-	-
Rent Expenses - Motor Vehicles	50299050 03	-	40,500.00	40,500.00	-	40,500.00	-	-	40,500.00	-	40,500.00	-	-	40,500.00	-	-	-
Rent Expenses - Office Equipment	50299050 04	-	-	-	-	-	-	-	-	-	-	-	-	-	-	-	-
Repair and Maintenance - Leases assets In	50213090 99	-	-	-	-	-	-	-	-	-	-	-	-	-	-	-	-
<b>MAINTENANCE &amp; OTHER OPERATING EXPENSES - NORMALIZATION</b>		<b>30,226,295.21</b>	<b>0.00</b>	<b>30,226,295.21</b>	<b>150,269.78</b>	<b>548,410.31</b>	<b>-</b>	<b>-</b>	<b>698,680.09</b>	<b>34,269.78</b>	<b>664,410.31</b>	<b>-</b>	<b>-</b>	<b>698,680.09</b>	<b>29,527,615.12</b>	<b>-</b>	<b>-</b>
Travelling Expenses - Local	50201010 00	15,000,000.00	(134,434.39)	14,865,565.61	17,215.00	269,975.92	-	-	287,190.92	17,215.00	269,975.92	-	-	287,190.92	14,578,374.69	-	-
Travelling Expenses - Foreign	50201020 00	-	-	-	-	-	-	-	-	-	-	-	-	-	-	-	-
Training Expenses	50202010 00	3,000,000.00	-	3,000,000.00	-	144,000.00	-	-	144,000.00	-	144,000.00	-	-	144,000.00	2,856,000.00	-	-
Office Supplies	50203010 00	1,000,000.00	-	1,000,000.00	7,104.25	-	-	-	7,104.25	7,104.25	-	-	-	7,104.25	992,895.75	-	-
Semi-Expendable Machinery and Office Equipment Expenses	50203210 99	-	-	-	-	-	-	-	-	-	-	-	-	-	-	-	-
Semi-Expendable Machinery and Office Equipment Expenses- ITC	50203210 03	-	-	-	-	-	-	-	-	-	-	-	-	-	-	-	-
Semi-Expendable Machinery and Equipment Expenses	50203210 02	-	-	-	-	-	-	-	-	-	-	-	-	-	-	-	-
Semi-Expendable Furniture and Fixtures	50203220 01	-	-	-	-	-	-	-	-	-	-	-	-	-	-	-	-
Semi-Expendable Machinery and Office Equipment Expenses- Communication	50203210 07	-	-	-	-	-	-	-	-	-	-	-	-	-	-	-	-
Drugs and Medicines Expenses	50203070 00	-	-	-	-	-	-	-	-	-	-	-	-	-	-	-	-
Medical, dental and Laboratory Supplies Expenses	50203080 00	-	-	-	-	-	-	-	-	-	-	-	-	-	-	-	-
Fuel, Oil and Lubricants	50203090 00	100,000.00	-	100,000.00	9,950.53	-	-	-	9,950.53	9,950.53	-	-	-	9,950.53	90,049.47	-	-
Agricultural Supplies	50203100 00	-	-	-	-	-	-	-	-	-	-	-	-	-	-	-	-
Other Supplies and Materials	50203990 00	-	-	-	-	-	-	-	-	-	-	-	-	-	-	-	-
Chemical and Filtering Supplies Expenses	50203130 00	-	-	-	-	-	-	-	-	-	-	-	-	-	-	-	-
Water Expenses	50204010 00	-	21,215.60	21,215.60	-	21,215.60	-	-	21,215.60	-	21,215.60	-	-	21,215.60	-	-	-
Electricity Expenses	50204020 00	-	113,218.79	113,218.79	-	113,218.79	-	-	113,218.79	-	113,218.79	-	-	113,218.79	-	-	-
Other Utility Expenses	50204990 00	-	-	-	-	-	-	-	-	-	-	-	-	-	-	-	-
Postage and Courier Services	50205010 00	-	-	-	-	-	-	-	-	-	-	-	-	-	-	-	-
Landline Expenses	50205020 02	-	-	-	-	-	-	-	-	-	-	-	-	-	-	-	-
Mobile Expenses	50205020 01	-	-	-	-	-	-	-	-	-	-	-	-	-	-	-	-
Internet Subscription Expenses	50205030 00	-	-	-	-	-	-	-	-	-	-	-	-	-	-	-	-



PARTICULARS	UACS CODE	APPROVED BUDGET			BUDGET UTILIZATION					DISBURSEMENTS					BALANCES		
		APPROVED BUDGETED REVENUE (FY 2019 GAA RA 11620)	ADJUSTMENTS (ADDITIONS, REDUCTIONS, REALIGNMENT)	ADJUSTED BUDGETED REVENUE	1ST QTR ENDING MARCH 31, 2019	2ND QTR ENDING JUNE 30, 2019	3RD QTR ENDING SEPT 30, 2019	4TH QTR ENDING DEC 31, 2019	TOTAL	1ST QTR ENDING MARCH 31, 2019	2ND QTR ENDING JUNE 30, 2019	3RD QTR ENDING SEPT 30, 2019	4TH QTR ENDING DEC 31, 2019	TOTAL	UNUTILIZED BUDGET	UNPAID UTILIZATIONS (10-15) = (17+18)	
																DUE AND DEMANDABLE / ACCOUNTS PAYABLE	NOT YET DUE AND DEMANDABLE
1	2	3	4	5 = 3+4	6	7	8	9	10 = [(6+(-)7)-8+9]	11	12	13	14	15 = (11+12+13+14)	16 = 5-10	17	18
Cable, Satellite Telegraph and Radio Expenses	50205040 00	-	-	-	-	-	-	-	-	-	-	-	-	-	-	-	-
Advertising Expenses	50299010 00	-	-	-	-	-	-	-	-	-	-	-	-	-	-	-	-
Printing Expenses	50299020 00	-	-	-	-	-	-	-	-	-	-	-	-	-	-	-	-
Rent - Building and Structures	50299050 01	200,000.00	-	200,000.00	116,000.00	-	-	-	116,000.00	-	116,000.00	-	-	116,000.00	84,000.00	-	-
Representation Expenses	50299030 00	10,926,295.21	-	10,926,295.21	-	-	-	-	-	-	-	-	-	-	10,926,295.21	-	-
Transportation allowance	50299040 00	-	-	-	-	-	-	-	-	-	-	-	-	-	-	-	-
Other Subscription expenses	50299070 99	-	-	-	-	-	-	-	-	-	-	-	-	-	-	-	-
Prizes Expenses	50206020 00	-	-	-	-	-	-	-	-	-	-	-	-	-	-	-	-
Survey Expenses	50207010 00	-	-	-	-	-	-	-	-	-	-	-	-	-	-	-	-
Legal Services	50211010 00	-	-	-	-	-	-	-	-	-	-	-	-	-	-	-	-
Auditing Services	50211020 00	-	-	-	-	-	-	-	-	-	-	-	-	-	-	-	-
Consultancy Services	50211030 00	-	-	-	-	-	-	-	-	-	-	-	-	-	-	-	-
Security services	50212030 00	-	-	-	-	-	-	-	-	-	-	-	-	-	-	-	-
Other Professional Services	50211990 00	-	-	-	-	-	-	-	-	-	-	-	-	-	-	-	-
Repair and Maintenance - Building and other Structures	50213040 01	-	-	-	-	-	-	-	-	-	-	-	-	-	-	-	-
Repair and Maintenance - Building and other Structures (leased assets)	50213080 01	-	-	-	-	-	-	-	-	-	-	-	-	-	-	-	-
Awards / Rewards	5020601001	-	-	-	-	-	-	-	-	-	-	-	-	-	-	-	-
Repair and Maintenance - semi-expendable machineries & equipment	50213210 02	-	-	-	-	-	-	-	-	-	-	-	-	-	-	-	-
Repair and Maintenance - leased Transportation	50213080 03	-	-	-	-	-	-	-	-	-	-	-	-	-	-	-	-
Repair and Maintenance - Office Equipment	50213050 02	-	-	-	-	-	-	-	-	-	-	-	-	-	-	-	-
Repair and Maintenance - Furniture and Fixtures	50213070 00	-	-	-	-	-	-	-	-	-	-	-	-	-	-	-	-
Repair and Maintenance - Information and Communication Technology Equipments	50213050 03	-	-	-	-	-	-	-	-	-	-	-	-	-	-	-	-
Repair and Maintenance - Machinery	50213050 01	-	-	-	-	-	-	-	-	-	-	-	-	-	-	-	-
Repair and Maintenance - Communication Equipment	50213050 07	-	-	-	-	-	-	-	-	-	-	-	-	-	-	-	-
Repair and Maintenance - Other Machinery Equipment	50213050 99	-	-	-	-	-	-	-	-	-	-	-	-	-	-	-	-
Repair and Maintenance - Motor Vehicles	50213060 01	-	-	-	-	-	-	-	-	-	-	-	-	-	-	-	-
Donations	50299080 00	-	-	-	-	-	-	-	-	-	-	-	-	-	-	-	-
Subsidies Others	50214990 00	-	-	-	-	-	-	-	-	-	-	-	-	-	-	-	-
Subsidies to NGAs	50214010 00	-	-	-	-	-	-	-	-	-	-	-	-	-	-	-	-
Subsidies to LGUs	50214030 00	-	-	-	-	-	-	-	-	-	-	-	-	-	-	-	-
Confidential Expenses	50210010 00	-	-	-	-	-	-	-	-	-	-	-	-	-	-	-	-
Extraordinary and Misc Expenses	50210030 00	-	-	-	-	-	-	-	-	-	-	-	-	-	-	-	-



PARTICULARS	UACS CODE	APPROVED BUDGET			BUDGET UTILIZATION					DISBURSEMENTS					BALANCES		
		APPROVED BUDGETED REVENUE (FY 2019 GAA RA 11620)	ADJUSTMENTS (ADDITIONS, REDUCTIONS, REALIGNMENT)	ADJUSTED BUDGETED REVENUE	1ST QTR ENDING MARCH 31, 2019	2ND QTR ENDING JUNE 30, 2019	3RD QTR ENDING SEPT 30, 2019	4TH QTR ENDING DEC 31, 2019	TOTAL	1ST QTR ENDING MARCH 31, 2019	2ND QTR ENDING JUNE 30, 2019	3RD QTR ENDING SEPT 30, 2019	4TH QTR ENDING DEC 31, 2019	TOTAL	UNUTILIZED BUDGET	UNPAID UTILIZATIONS (10-15) = (17+18)	
																DUE AND DEMANDABLE / ACCOUNTS PAYABLE	NOT YET DUE AND DEMANDABLE
1	2	3	4	5 = 3+4	6	7	8	9	10 = [(6+(-)7)-8+9]	11	12	13	14	15 = (11+12+13+14)	16 = 5-10	17	18
Taxes, Duties and Licenses	50215010 01	-	-	-	-	-	-	-	-	-	-	-	-	-	-	-	-
Fidelity Bond	50215020 00	-	-	-	-	-	-	-	-	-	-	-	-	-	-	-	-
Insurance Expenses	50215030 00	-	-	-	-	-	-	-	-	-	-	-	-	-	-	-	-
Other MOOE	50299990 99	-	-	-	-	-	-	-	-	-	-	-	-	-	-	-	-
Bank Charges	50301040 00	-	-	-	-	-	-	-	-	-	-	-	-	-	-	-	-
Financial Assistance to NGAs	50214020 00	-	-	-	-	-	-	-	-	-	-	-	-	-	-	-	-
Rent Expenses - Motor Vehicles	50299050 03	-	-	-	-	-	-	-	-	-	-	-	-	-	-	-	-
Rent Expenses - Office Equipment	50299050 04	-	-	-	-	-	-	-	-	-	-	-	-	-	-	-	-
Rent Expenses - Furniture and Fixtures	50299050 08	-	-	-	-	-	-	-	-	-	-	-	-	-	-	-	-
Repair and Maintenance - Leases assets - Other Leased Assets	50213080 99	-	-	-	-	-	-	-	-	-	-	-	-	-	-	-	-
Repair and Maintenance - Leases assets improvements	50213090 99	-	-	-	-	-	-	-	-	-	-	-	-	-	-	-	-
<b>CAPITAL OUTLAYS - MFO 1 OPERATIONS</b>		<b>5,785,104.00</b>	<b>-</b>	<b>5,785,104.00</b>	<b>27,995.00</b>	<b>588,000.00</b>	<b>-</b>	<b>-</b>	<b>615,995.00</b>	<b>-</b>	<b>615,995.00</b>	<b>-</b>	<b>-</b>	<b>615,995.00</b>	<b>5,169,109.00</b>	<b>-</b>	<b>-</b>
Machinery and Equipment Outlay	50604050 00	-	-	-	-	-	-	-	-	-	-	-	-	-	-	-	-
Office Equipment	50604050 02	3,623,769.34	-	3,623,769.34	27,995.00	410,000.00	-	-	437,995.00	-	437,995.00	-	-	437,995.00	3,185,774.34	-	-
Furniture & Fixtures Equipment	50604070 01	-	-	-	-	-	-	-	-	-	-	-	-	-	-	-	-
Information and Communication Technology Equipment	50604050 03	178,000.00	-	178,000.00	-	178,000.00	-	-	178,000.00	-	178,000.00	-	-	178,000.00	-	-	-
Computer Software	50606020 02	1,983,334.66	-	1,983,334.66	-	-	-	-	-	-	-	-	-	-	1,983,334.66	-	-
Other property and Plant Equipment	50604090 99	-	-	-	-	-	-	-	-	-	-	-	-	-	-	-	-
Communication Equipment	50604050 07	-	-	-	-	-	-	-	-	-	-	-	-	-	-	-	-
<b>CAPITAL OUTLAYS - PAMANA PROJECTS</b>		<b>74,817,726.69</b>	<b>-</b>	<b>74,817,726.69</b>	<b>1,620.00</b>	<b>691,260.00</b>	<b>-</b>	<b>-</b>	<b>692,880.00</b>	<b>1,620.00</b>	<b>689,640.00</b>	<b>-</b>	<b>-</b>	<b>691,260.00</b>	<b>74,124,846.69</b>	<b>1,620.00</b>	<b>-</b>
Infrastructure Outlay																	
ADGAWAN BRIDGE, SAN LUIS ADS	50604030 00	2,223,569.59	-	2,223,569.59	-	7,053.67	-	-	7,053.67	-	7,053.67	-	-	7,053.67	2,216,515.92	-	-
ALEGRIA BRIDGE, BARCELONA SORSOGON	50604030 00	752,589.83	-	752,589.83	-	7,053.67	-	-	7,053.67	-	7,053.67	-	-	7,053.67	745,536.16	-	-
VILLAHERMOSA BRIDGE, MASLOG, E. SAMAR	50604030 00	369,066.44	-	369,066.44	-	7,053.67	-	-	7,053.67	-	7,053.67	-	-	7,053.67	362,012.77	-	-
HINOLASO BRIDGE I, MASLOG, E. SAMAR	50604030 00	249,066.44	-	249,066.44	-	7,053.67	-	-	7,053.67	-	7,053.67	-	-	7,053.67	242,012.77	-	-
HINOLASO BRIDGE II, MASLOG, E. SAMAR	50604030 00	324,066.45	-	324,066.45	-	7,053.67	-	-	7,053.67	-	7,053.67	-	-	7,053.67	317,012.78	-	-
HINOLASO BRIDGE III, MASLOG, E. SAMAR	50604030 00	729,066.45	-	729,066.45	-	7,053.67	-	-	7,053.67	-	7,053.67	-	-	7,053.67	722,012.78	-	-
CONCRETE BRIDGE, DUMINGAG, ZDS	50604030 00	881,569.59	-	881,569.59	-	7,053.67	-	-	7,053.67	-	7,053.67	-	-	7,053.67	874,515.92	-	-
CDG BRIDGE (DOUBLE LANE), MAPANAS	50604030 00	531,402.79	-	531,402.79	-	7,053.67	-	-	7,053.67	-	7,053.67	-	-	7,053.67	524,349.12	-	-
MAPANG-SIDE 4 ROAD, NGAN, CV	50604030 00	1,470,339.59	-	1,470,339.59	-	7,053.67	-	-	7,053.67	-	7,053.67	-	-	7,053.67	1,463,285.92	-	-
IRGY. MANGAYON ROAD, CV	50604030 00	870,339.59	-	870,339.59	-	7,053.67	-	-	7,053.67	-	7,053.67	-	-	7,053.67	863,285.92	-	-
HOSTON ROAD, CV	50604030 00	1,470,339.59	-	1,470,339.59	-	7,053.67	-	-	7,053.67	-	7,053.67	-	-	7,053.67	1,463,285.92	-	-
SAN LUIS - BINICALAN ROAD, SAN LUIS, ZDS	50604030 00	2,223,569.59	-	2,223,569.59	-	7,053.67	-	-	7,053.67	-	7,053.67	-	-	7,053.67	2,216,515.92	-	-



PARTICULARS	UACS CODE	APPROVED BUDGET			BUDGET UTILIZATION					DISBURSEMENTS					BALANCES		
		APPROVED BUDGETED REVENUE (FY 2019 GAA RA 11620)	ADJUSTMENTS (ADDITIONS, REDUCTIONS, REALIGNMENT)	ADJUSTED BUDGETED REVENUE	1ST QTR ENDING MARCH 31, 2019	2ND QTR ENDING JUNE 30, 2019	3RD QTR ENDING SEPT 30, 2019	4TH QTR ENDING DEC 31, 2019	TOTAL	1ST QTR ENDING MARCH 31, 2019	2ND QTR ENDING JUNE 30, 2019	3RD QTR ENDING SEPT 30, 2019	4TH QTR ENDING DEC 31, 2019	TOTAL	UNUTILIZED BUDGET	UNPAID UTILIZATIONS (10-15) = (17+18)	
																DUE AND DEMANDABLE / ACCOUNTS PAYABLE	NOT YET DUE AND DEMANDABLE
1	2	3	4	5 = 3+4	6	7	8	9	10 = [(6+(-)7)-8+9]	11	12	13	14	15 = (11+12+13+14)	16 = 5-10	17	18
CABULUAN - GUITOL ROAD, SANTA ELENA	50604030 00	270,154.29	-	270,154.29	-	7,053.67	-	-	7,053.67		7,053.67			7,053.67	263,100.62	-	
BULALA-VILLA AURORA ROAD, SANTA ELENA	50604030 00	720,154.29	-	720,154.29	-	7,053.67	-	-	7,053.67		7,053.67			7,053.67	713,100.62	-	
PATAG IBABA ROAD, SANTA ELENA	50604030 00	270,154.29	-	270,154.29	-	7,053.67	-	-	7,053.67		7,053.67			7,053.67	263,100.62	-	
KAGTALABA ROAD, SANTA ELENA	50604030 00	270,154.29	-	270,154.29	-	7,053.67	-	-	7,053.67		7,053.67			7,053.67	263,100.62	-	
SANTA ELENA-BASIAD ROAD, SANTA ELENA	50604030 00	420,154.29	-	420,154.29	-	7,053.67	-	-	7,053.67		7,053.67			7,053.67	413,100.62	-	
VILLA SAN ISIDRO ROAD, SANTA ELENA	50604030 00	270,154.29	-	270,154.29	-	7,053.67	-	-	7,053.67		7,053.67			7,053.67	263,100.62	-	
ALAYAO - SAN ROQUE - SAN ISIDRO ROAD	50604030 00	720,154.29	-	720,154.29	-	7,053.67	-	-	7,053.67		7,053.67			7,053.67	713,100.62	-	
CALABASA - PAG-ASA ROAD, LABO	50604030 00	267,061.78	-	267,061.78	-	7,053.67	-	-	7,053.67		7,053.67			7,053.67	260,008.11	-	
LABO-BAKIAD-SANTA CRUZ-FUNDADO ROAD	50604030 00	717,061.78	-	717,061.78	-	7,053.67	-	-	7,053.67		7,053.67			7,053.67	710,008.11	-	
KANAPAWAN-TANAUAN ROAD, LABO	50604030 00	1,467,194.37	-	1,467,194.37	-	7,053.67	-	-	7,053.67		7,053.67			7,053.67	1,460,140.70	-	
BANTE-GATOL-ABENTANG, BULALACAO	50604030 00	1,463,431.48	-	1,463,431.48	-	7,053.67	-	-	7,053.67		7,053.67			7,053.67	1,456,377.81	-	
REHABILITATION AND UPGRADING OF MATAGBAK	50604030 00	713,431.49	-	713,431.49	-	7,053.67	-	-	7,053.67		7,053.67			7,053.67	706,377.82	-	
BUONG LUPA ROAD & STEEP SLOPES GLORIA	50604030 00	413,431.47	-	413,431.47	-	7,053.67	-	-	7,053.67		7,053.67			7,053.67	406,377.80	-	
MACARTHUR - SANTO NINO ROAD , MASBATE	50604030 00	410,623.67	-	410,623.67	-	7,053.67	-	-	7,053.67		7,053.67			7,053.67	403,570.00	-	
SAN JOSE ROAD, SAN PASCUAL, MASBATE	50604030 00	713,755.59	-	713,755.59	-	7,053.67	-	-	7,053.67		7,053.67			7,053.67	706,701.92	-	
DANCALAN ROAD, SAN PASCUAL, MASBATE	50604030 00	713,755.59	-	713,755.59	-	7,053.67	-	-	7,053.67		7,053.67			7,053.67	706,701.92	-	
MABINI ROAD, SAN PASCUAL, MASBATE	50604030 00	413,755.59	-	413,755.59	-	7,053.67	-	-	7,053.67		7,053.67			7,053.67	406,701.92	-	
MALBUG-CABAYUGAN ROAD, CAWAYAN, MASBATE	50604030 00	185,623.66	-	185,623.66	-	7,053.67	-	-	7,053.67		7,053.67			7,053.67	178,569.99	-	
SAMBULAWAN-HOLHOGON-TUGAWE-POLOT ROAD	50604030 00	185,623.67	-	185,623.67	-	7,053.67	-	-	7,053.67		7,053.67			7,053.67	178,570.00	-	
BUSAY-MAGSAYSAY ROAD PHASE II	50604030 00	107,589.82	-	107,589.82	-	7,053.67	-	-	7,053.67		7,053.67			7,053.67	100,536.15	-	
BUSAY-MAGSAYSAY ROAD PHASE III	50604030 00	857,589.84	-	857,589.84	-	7,053.67	-	-	7,053.67		7,053.67			7,053.67	850,536.17	-	
BRGYS. BAGOLADIO - INOYOHAN - TANGON ROAD	50604030 00	445,351.03	-	445,351.03	-	7,053.67	-	-	7,053.67		7,053.67			7,053.67	438,297.36	-	
SUBAT-PINAMIHAGAN BRGY ROAD	50604030 00	429,611.87	-	429,611.87	-	7,053.67	-	-	7,053.67		7,053.67			7,053.67	422,558.20	-	
CARICOT-PAYAK-PAGATPATAN & PALO ROAD	50604030 00	1,479,611.87	-	1,479,611.87	-	7,053.67	-	-	7,053.67		7,053.67			7,053.67	1,472,558.20	-	
SAGUPAYE - ANONANG-MAGSAYSAY FMR	50604030 00	2,100,636.87	-	2,100,636.87	-	7,053.67	-	-	7,053.67		7,053.67			7,053.67	2,093,583.20	-	
MALABNIG-MPACO ROAD, GUINOBATAN LBAY	50604030 00	149,138.83	-	149,138.83	-	7,053.67	-	-	7,053.67		7,053.67			7,053.67	142,085.16	-	
MANARIC-AGPAY ROAD WITH SPILLWAY	50604030 00	299,138.83	-	299,138.83	-	7,053.67	-	-	7,053.67		7,053.67			7,053.67	292,085.16	-	
PEPE DE VEGA - SILVINO LUBOS ROAD	50604030 00	1,455,683.59	-	1,455,683.59	-	7,053.67	-	-	7,053.67		7,053.67			7,053.67	1,448,629.92	-	
AS NAVAS, N. SAMAR PHASE II	50604030 00	2,928,325.59	-	2,928,325.59	-	7,053.67	-	-	7,053.67		7,053.67			7,053.67	2,921,271.92	-	
MAN-AVID, MALOGO-CANILAY FMR	50604030 00	1,179,066.45	-	1,179,066.45	-	7,053.67	-	-	7,053.67		7,053.67			7,053.67	1,172,012.78	-	



PARTICULARS	UACS CODE	APPROVED BUDGET			BUDGET UTILIZATION					DISBURSEMENTS					BALANCES		
		APPROVED BUDGETED REVENUE (FY 2019 GAA RA 11620)	ADJUSTMENTS (ADDITIONS, REDUCTIONS, REALIGNMENT)	ADJUSTED BUDGETED REVENUE	1ST QTR ENDING MARCH 31, 2019	2ND QTR ENDING JUNE 30, 2019	3RD QTR ENDING SEPT 30, 2019	4TH QTR ENDING DEC 31, 2019	TOTAL	1ST QTR ENDING MARCH 31, 2019	2ND QTR ENDING JUNE 30, 2019	3RD QTR ENDING SEPT 30, 2019	4TH QTR ENDING DEC 31, 2019	TOTAL	UNUTILIZED BUDGET	UNPAID UTILIZATIONS (10-15) = (17+18)	
																DUE AND DEMANDABLE / ACCOUNTS PAYABLE	NOT YET DUE AND DEMANDABLE
1	2	3	4	5 = 3+4	6	7	8	9	10 = [(6+(-)7)-8+9]	11	12	13	14	15 = (11+12+13+14)	16 = 5-10	17	18
PINGAN-ALANG-ALANG, GEN. MACARTHUR	50604030 00	340,899.65	-	340,899.65	-	7,053.67	-	-	7,053.67		7,053.67			7,053.67	333,845.98	-	
ROXAS - INUULANGUHAN, GEN. MACARTHUR	50604030 00	340,899.65	-	340,899.65	-	7,053.67	-	-	7,053.67		7,053.67			7,053.67	333,845.98	-	
BRGY. LANAWAN FMR, GEN. MACARTHUR	50604030 00	270,460.47	-	270,460.47	-	7,053.67	-	-	7,053.67		7,053.67			7,053.67	263,406.80	-	
PATAG FMR, BURAUEN LEYTE	50604030 00	120,460.47	-	120,460.47	-	7,053.67	-	-	7,053.67		7,053.67			7,053.67	113,406.80	-	
CONZOILO FMR, JARO LEYTE	50604030 00	120,460.47	-	120,460.47	-	7,053.67	-	-	7,053.67		7,053.67			7,053.67	113,406.80	-	
LAMUT ACCESS ROAD, ASIPULO IFUGAO	50604030 00	419,569.59	-	419,569.59	-	7,053.67	-	-	7,053.67		7,053.67			7,053.67	412,515.92	-	
ALINAYA-TAMBOR ROAD PIDIGAN, ABRA	50604030 00	472,730.54	-	472,730.54	-	7,053.67	-	-	7,053.67		7,053.67			7,053.67	465,676.87	-	
SAN JUAN ROAD, DOLORES, ABRA	50604030 00	230,425.59	-	230,425.59	-	7,053.67	-	-	7,053.67		7,053.67			7,053.67	223,371.92	-	
DACUDAC-TOKOD-PASNADAN FMR	50604030 00	959,199.59	-	959,199.59	-	7,053.67	-	-	7,053.67		7,053.67			7,053.67	952,145.92	-	
MACASENDENG FMR, PIKIT, N. COTABATO	50604030 00	558,569.59	-	558,569.59	-	7,053.67	-	-	7,053.67		7,053.67			7,053.67	551,515.92	-	
CALAWAG-MACABUAL-SITIO KALTAN FMR	50604030 00	558,569.59	-	558,569.59	-	7,053.67	-	-	7,053.67		7,053.67			7,053.67	551,515.92	-	
BRGY. UPPER DADO ALAMADA	50604030 00	1,473,569.59	-	1,473,569.59	-	7,053.67	-	-	7,053.67		7,053.67			7,053.67	1,466,515.92	-	
BRGY. MAMPUROK, ALAMADA	50604030 00	753,569.59	-	753,569.59	-	7,053.67	-	-	7,053.67		7,053.67			7,053.67	746,515.92	-	
BRGY. PAGANGAN-TUBAL-VALENCIA-TAPODOC FMR	50604030 00	948,569.59	-	948,569.59	-	7,053.67	-	-	7,053.67		7,053.67			7,053.67	941,515.92	-	
UPPER TO LOWER MINGADING PAGANGAN FMR	50604030 00	363,569.59	-	363,569.59	-	7,053.67	-	-	7,053.67		7,053.67			7,053.67	356,515.92	-	
BRGY. CAELLAYAN, CABUGAO, ILOCOS SUR	50604030 00	272,108.81	-	272,108.81	-	7,053.67	-	-	7,053.67		7,053.67			7,053.67	265,055.14	-	
BRGY. ARAGAN, CABUGAO, ILOCOS SUR	50604030 00	570,608.81	-	570,608.81	-	7,053.67	-	-	7,053.67		7,053.67			7,053.67	563,555.14	-	
PILA-SAGAYEN-DARDARAT-TUROD, CABUGAO	50604030 00	582,608.81	-	582,608.81	-	7,053.67	-	-	7,053.67		7,053.67			7,053.67	575,555.14	-	
AMAP-TUROD PATAAC, CABUGAO	50604030 00	653,108.81	-	653,108.81	-	7,053.67	-	-	7,053.67		7,053.67			7,053.67	646,055.14	-	
BATO-REPPAAC, CABUGAO	50604030 00	224,558.81	-	224,558.81	-	7,053.67	-	-	7,053.67		7,053.67			7,053.67	217,505.14	-	
NAGSANTAAN-CELLAYAN, CABUGAO	50604030 00	263,108.81	-	263,108.81	-	7,053.67	-	-	7,053.67		7,053.67			7,053.67	256,055.14	-	
CATUCDAAN-MARADODON, CABUGAO	50604030 00	581,108.81	-	581,108.81	-	7,053.67	-	-	7,053.67		7,053.67			7,053.67	574,055.14	-	
SITIO CASET BRGY. MARADODON, CABUGAO	50604030 00	135,608.82	-	135,608.82	-	7,053.68	-	-	7,053.68		7,053.68			7,053.68	128,555.14	-	
CATUCDAAN-ARAGAN, CABUGAO	50604030 00	498,608.82	-	498,608.82	-	7,053.68	-	-	7,053.68		7,053.68			7,053.68	491,555.14	-	
SITIO TARA-TARA, BRGY SISIM CABUGAO	50604030 00	89,108.82	-	89,108.82	-	7,053.68	-	-	7,053.68		7,053.68			7,053.68	82,055.14	-	
QUEZON-ALINAAY-SISIM, CABUGAO	50604030 00	645,608.82	-	645,608.82	-	7,053.68	-	-	7,053.68		7,053.68			7,053.68	638,555.14	-	
SITIO BALIW, BRGY. QUEZON, CABUGAO	50604030 00	147,608.82	-	147,608.82	-	7,053.68	-	-	7,053.68		7,053.68			7,053.68	140,555.14	-	
SITIO LABUT, BRGY. MAGSICAOAN, CABUGAO	50604030 00	281,108.82	-	281,108.82	-	7,053.68	-	-	7,053.68		7,053.68			7,053.68	274,055.14	-	
SITIO COBOCOB, BRGY. CARUSIPAN, CABUGAO	50604030 00	345,608.81	-	345,608.81	-	7,053.68	-	-	7,053.68		7,053.68			7,053.68	338,555.13	-	
IRGY. PILA, CABUGAO	50604030 00	525,608.81	-	525,608.81	-	7,053.68	-	-	7,053.68		7,053.68			7,053.68	518,555.13	-	
SITIO CASET BRGY. MARADODON, CABUGAO	50604030 00	249,608.81	-	249,608.81	-	7,053.68	-	-	7,053.68		7,053.68			7,053.68	242,555.13	-	



PARTICULARS	UACS CODE	APPROVED BUDGET			BUDGET UTILIZATION					DISBURSEMENTS					BALANCES		
		APPROVED BUDGETED REVENUE (FY 2019 GAA RA 11620)	ADJUSTMENTS (ADDITIONS, REDUCTIONS, REALIGNMENT)	ADJUSTED BUDGETED REVENUE	1ST QTR ENDING MARCH 31, 2019	2ND QTR ENDING JUNE 30, 2019	3RD QTR ENDING SEPT 30, 2019	4TH QTR ENDING DEC 31, 2019	TOTAL	1ST QTR ENDING MARCH 31, 2019	2ND QTR ENDING JUNE 30, 2019	3RD QTR ENDING SEPT 30, 2019	4TH QTR ENDING DEC 31, 2019	TOTAL	UNUTILIZED BUDGET	UNPAID UTILIZATIONS (10-15) = (17+18)	
																DUE AND DEMANDABLE / ACCOUNTS PAYABLE	NOT YET DUE AND DEMANDABLE
1	2	3	4	5 = 3+4	6	7	8	9	10 = [(6+(-)7)-8+9]	11	12	13	14	15 = (11+12+13+14)	16 = 5-10	17	18
MAIGO-MENTRING-INOMA ROAD, MAIGO	50604030 00	1,770,226.90	-	1,770,226.90	-	7,053.68	-	-	7,053.68		7,053.68			7,053.68	1,763,173.22	-	
KAWIT-PAITON-INUDARAN-DELABAYAN, KAUSWAGAN	50604030 00	2,070,226.90	-	2,070,226.90	-	7,053.68	-	-	7,053.68		7,053.68			7,053.68	2,063,173.22	-	
LIANGAN-CAMP I (MAHAYAHAY), MAIGO	50604030 00	1,620,226.90	-	1,620,226.90	-	7,053.68	-	-	7,053.68		7,053.68			7,053.68	1,613,173.22	-	
BRGY. PUTADON-PANGANAPAN-MASIBAY, NUNUNGAN	50604030 00	1,020,226.90	-	1,020,226.90	-	7,053.68	-	-	7,053.68		7,053.68			7,053.68	1,013,173.22	-	
FARM-MARKET-ROAD, TUP-ON, MEDINA	50604030 00	113,919.35	-	113,919.35	-	7,053.68	-	-	7,053.68		7,053.68			7,053.68	106,865.67	-	
FARM-MARKET-ROAD, SAN ISIDRO, MEDINA	50604030 00	113,919.35	-	113,919.35	-	7,053.68	-	-	7,053.68		7,053.68			7,053.68	106,865.67	-	
BRGY. IMELDA TO BRGY., DAYAWAN, VILLANUEVA	50604030 00	863,919.35	-	863,919.35	-	7,053.68	-	-	7,053.68		7,053.68			7,053.68	856,865.67	-	
LIBERTAD GAWAY-JUBASAN MAPANAS FMR	50604030 00	411,402.80	-	411,402.80	-	7,053.68	-	-	7,053.68		7,053.68			7,053.68	404,349.12	-	
SILJAHON-HAPARASAN-QUEZON-MAGSAYSAY FMR	50604030 00	918,933.80	-	918,933.80	-	7,053.68	-	-	7,053.68		7,053.68			7,053.68	911,880.12	-	
SOKSOK-DULANG-GAMPONG-SIOCON ROAD	50604030 00	1,463,919.35	-	1,463,919.35	1,620.00	7,053.68	-	-	8,673.68	1,620.00	5,433.68			7,053.68	1,455,245.67	1,620.00	
SITIO RABOK, SALOGON, BROOKES POINT, PALAWAN	50604030 00	641,476.58	-	641,476.58	-	7,053.68	-	-	7,053.68		7,053.68			7,053.68	634,422.90	-	
SITO CANCABEN SALOGON, BROOKES POINT, PALAWAN	50604030 00	641,476.58	-	641,476.58	-	7,053.68	-	-	7,053.68		7,053.68			7,053.68	634,422.90	-	
APIAS-MANANAO ROAD, ABRA DE ILOG	50604030 00	1,481,569.59	-	1,481,569.59	-	7,053.68	-	-	7,053.68		7,053.68			7,053.68	1,474,515.91	-	
MALIBANG-UPPER ATOK ROAD, PUDTOL, APAYAO	50604030 00	119,851.59	-	119,851.59	-	7,053.68	-	-	7,053.68		7,053.68			7,053.68	112,797.91	-	
BESAO-ABRA ROAD, BESAO, ABRA	50604030 00	692,619.59	-	692,619.59	-	7,053.68	-	-	7,053.68		7,053.68			7,053.68	685,565.91	-	
NAMAL-PULA ACCESS OAD, ASIPULO	50604030 00	209,569.59	-	209,569.59	-	7,053.68	-	-	7,053.68		7,053.68			7,053.68	202,515.91	-	
CONNER, APAYAO FMR, TINEG, ABRA	50604030 00	719,569.59	-	719,569.59	-	7,053.68	-	-	7,053.68		7,053.68			7,053.68	712,515.91	-	
CABUAAN FMR AT BOTIGUE, PARACELIS	50604030 00	121,569.59	-	121,569.59	-	7,053.68	-	-	7,053.68		7,053.68			7,053.68	114,515.91	-	
OPENING OF BAHU, MARAGUSAN, CV	50604030 00	1,320,339.59	-	1,320,339.59	-	7,053.68	-	-	7,053.68		7,053.68			7,053.68	1,313,285.91	-	
LAMBOG-CAPASNAN-RIZAL PROVINCIAL ROAD	50604030 00	1,481,569.59	-	1,481,569.59	-	7,053.68	-	-	7,053.68		7,053.68			7,053.68	1,474,515.91	-	
EXISTING GRAVEL ROAD, SITIO SAN ROQUE ROAD	50604030 00	2,681,569.59	-	2,681,569.59	-	7,053.68	-	-	7,053.68		7,053.68			7,053.68	2,674,515.91	-	
SITIO KAPATAGAN, MABUHAY TO MAITUM, TANDAG, SDS	50604030 00	1,168,569.58	-	1,168,569.58	-	7,053.68	-	-	7,053.68		7,053.68			7,053.68	1,161,515.90	-	
ORETO, AGUSAN DEL SUR - PHASE II	50604030 00	2,973,569.58	-	2,973,569.58	-	7,053.68	-	-	7,053.68		7,053.68			7,053.68	2,966,515.90	-	
BALINCIAGAO-AMDALAO, PASIL, CALINGA	50604030 00	746,139.59	-	746,139.59	-	7,053.68	-	-	7,053.68		7,053.68			7,053.68	739,085.91	-	
BARANGAY BATANG, KIBUNGAN, BENGUET	50604030 00	1,321,569.59	-	1,321,569.59	-	7,053.68	-	-	7,053.68		7,053.68			7,053.68	1,314,515.91	-	








PARTICULARS	UACS CODE	APPROVED BUDGET			BUDGET UTILIZATION					DISBURSEMENTS					BALANCES		
		APPROVED BUDGETED REVENUE (FY 2019 GAA RA 11620)	ADJUSTMENTS (ADDITIONS, REDUCTIONS, REALIGNMENT)	ADJUSTED BUDGETED REVENUE	1ST QTR ENDING MARCH 31, 2019	2ND QTR ENDING JUNE 30, 2019	3RD QTR ENDING SEPT 30, 2019	4TH QTR ENDING DEC 31, 2019	TOTAL	1ST QTR ENDING MARCH 31, 2019	2ND QTR ENDING JUNE 30, 2019	3RD QTR ENDING SEPT 30, 2019	4TH QTR ENDING DEC 31, 2019	TOTAL	UNUTILIZED BUDGET	UNPAID UTILIZATIONS (10-15) = (17+18)	
																DUE AND DEMANDABLE / ACCOUNTS PAYABLE	NOT YET DUE AND DEMANDABLE
1	2	3	4	5 = 3+4	6	7	8	9	10 = [(6+(-)7)-8+9]	11	12	13	14	15 = (11+12+13+14)	16 = 5-10	17	18
AUTOMATIC APPROPRIATION - TO COVER THE OPERATING REQUIREMENTS FOR THE IMPLEMENTATION OF INCLUSIVE GROWTH FOR ALL: CONSOLIDATING THE BENEFITS OF PEACE IN COMMUNITIES AFFECTED BY ARMED CONFLICT IN THE PHILIPPINES - COMMUNITY PEACE DIVIDENDS PROJECT (OPAPP-G4092-171) SARO. NO. BMB-D-19-0002172 DATED MARCH 13 2019		25,160,143.00	-	25,160,143.00	136,139.89	-	-	-	-	136,139.89	136,139.89	-	-	136,139.89	25,024,003.11	-	-
MAINTENANCE & OTHER OPERATING EXPENSES		25,160,143.00	-	25,160,143.00	136,139.89	-	-	-	-	136,139.89	136,139.89	-	-	136,139.89	25,024,003.11	-	-
Travelling Expenses - Local	50201010 00	424,000.00	-	424,000.00	-	-	-	-	-	-	-	-	-	-	424,000.00	-	-
Travelling Expenses - Foreign	50201020 00	-	-	-	-	-	-	-	-	-	-	-	-	-	-	-	-
Training Expenses	50202010 00	1,784,000.08	-	1,784,000.08	-	-	-	-	-	-	-	-	-	-	1,784,000.08	-	-
Office Supplies	50203010 00	112,780.00	-	112,780.00	-	-	-	-	-	-	-	-	-	-	112,780.00	-	-
Semi-Expendable Machinery and Office Equipment Expenses	50203210 00	-	-	-	-	-	-	-	-	-	-	-	-	-	-	-	-
Semi-Expendable Machinery and Office Equipment Expenses- ITC	50203210 03	-	-	-	-	-	-	-	-	-	-	-	-	-	-	-	-
Semi-Expendable Machinery and Equipment Expenses	50203210 02	-	-	-	-	-	-	-	-	-	-	-	-	-	-	-	-
Semi-Expendable Furniture and Fixtures	50203220 01	-	-	-	-	-	-	-	-	-	-	-	-	-	-	-	-
Water Expenses	50204010 00	-	-	-	-	-	-	-	-	-	-	-	-	-	-	-	-
Electricity Expenses	50204020 00	-	-	-	-	-	-	-	-	-	-	-	-	-	-	-	-
Cooking Gas	50204000 00	-	-	-	-	-	-	-	-	-	-	-	-	-	-	-	-
Postage and Courier Services	50205010 00	19,000.00	-	19,000.00	-	-	-	-	-	-	-	-	-	-	19,000.00	-	-
Landline Expenses	50205020 02	-	-	-	-	-	-	-	-	-	-	-	-	-	-	-	-
Mobile Expenses	50205020 01	18,000.00	-	18,000.00	-	-	-	-	-	-	-	-	-	-	18,000.00	-	-
Internet Subscription Expenses	50205030 00	-	-	-	-	-	-	-	-	-	-	-	-	-	-	-	-
Cable, Satellite Telegraph and Radio Expenses	50205040 00	-	-	-	-	-	-	-	-	-	-	-	-	-	-	-	-
Advertising Expenses	50299010 00	-	-	-	-	-	-	-	-	-	-	-	-	-	-	-	-
Printing Expenses	50299020 00	-	-	-	-	-	-	-	-	-	-	-	-	-	-	-	-
Rent - Building and Structures	50299050 01	-	-	-	-	-	-	-	-	-	-	-	-	-	-	-	-
Representation Expenses	50299030 00	90,000.00	-	90,000.00	-	-	-	-	-	-	-	-	-	-	90,000.00	-	-
Transportation allowance	50299040 00	-	-	-	-	-	-	-	-	-	-	-	-	-	-	-	-
Subscription expenses	50299070 00	-	-	-	-	-	-	-	-	-	-	-	-	-	-	-	-
Utilities Expenses	50206020 00	-	-	-	-	-	-	-	-	-	-	-	-	-	-	-	-
Survey Expenses	50207010 00	-	-	-	-	-	-	-	-	-	-	-	-	-	-	-	-
Legal Services	50211010 00	-	-	-	-	-	-	-	-	-	-	-	-	-	-	-	-
Auditing Services	50211020 00	-	-	-	-	-	-	-	-	-	-	-	-	-	-	-	-
Consultancy Services	50211030 00	2,785,147.95	-	2,785,147.95	-	-	-	-	-	-	-	-	-	-	2,785,147.95	-	-
Security services	50212030 00	-	-	-	-	-	-	-	-	-	-	-	-	-	-	-	-
Other Professional Services	50211990 00	1,202,489.97	-	1,202,489.97	136,139.89	-	-	-	-	136,139.89	136,139.89	-	-	136,139.89	1,066,350.08	-	-
Repair and Maintenance - Building and other Structures	50213040 01	-	-	-	-	-	-	-	-	-	-	-	-	-	-	-	-



PARTICULARS	UACS CODE	APPROVED BUDGET			BUDGET UTILIZATION					DISBURSEMENTS					BALANCES		
		APPROVED BUDGETED REVENUE (FY 2019 GAA RA 11620)	ADJUSTMENTS (ADDITIONS, REDUCTIONS, REALIGNMENT)	ADJUSTED BUDGETED REVENUE	1ST QTR ENDING MARCH 31, 2019	2ND QTR ENDING JUNE 30, 2019	3RD QTR ENDING SEPT 30, 2019	4TH QTR ENDING DEC 31, 2019	TOTAL	1ST QTR ENDING MARCH 31, 2019	2ND QTR ENDING JUNE 30, 2019	3RD QTR ENDING SEPT 30, 2019	4TH QTR ENDING DEC 31, 2019	TOTAL	UNUTILIZED BUDGET	UNPAID UTILIZATIONS (10-15) = (17+18)	
																DUE AND DEMANDABLE / ACCOUNTS PAYABLE	NOT YET DUE AND DEMANDABLE
1	2	3	4	5 = 3+4	6	7	8	9	10 = [(6+(-)7)-8+9]	11	12	13	14	15 = (11+12+13+14)	16 = 5-10	17	18
Repair and Maintenance - Machinery	50213050 01	-	-	-	-	-	-	-	-	-	-	-	-	-	-	-	-
Repair and Maintenance - Communication Equipment	50213050 07	-	-	-	-	-	-	-	-	-	-	-	-	-	-	-	-
Repair and Maintenance - Other Machinery Equipment	50213050 99	-	-	-	-	-	-	-	-	-	-	-	-	-	-	-	-
Repair and Maintenance - Motor Vehicles	50213060 01	-	-	-	-	-	-	-	-	-	-	-	-	-	-	-	-
Donations	50299080 00	-	-	-	-	-	-	-	-	-	-	-	-	-	-	-	-
Subsidies Others	50214990 00	17,965,725.00	-	17,965,725.00	-	-	-	-	-	-	-	-	-	-	17,965,725.00	-	-
Subsidies to NGAs	50214010 00	-	-	-	-	-	-	-	-	-	-	-	-	-	-	-	-
Subsidies to LGUs	50214030 00	-	-	-	-	-	-	-	-	-	-	-	-	-	-	-	-
Confidential Expenses	50210010 00	-	-	-	-	-	-	-	-	-	-	-	-	-	-	-	-
Extraordinary and Misc Expenses	50210030 00	-	-	-	-	-	-	-	-	-	-	-	-	-	-	-	-
Taxes, Duties and Licenses	50215010 01	759,000.00	-	759,000.00	-	-	-	-	-	-	-	-	-	-	759,000.00	-	-
Fidelity Bond	50215020 00	-	-	-	-	-	-	-	-	-	-	-	-	-	-	-	-
Insurance Expenses	50215030 00	-	-	-	-	-	-	-	-	-	-	-	-	-	-	-	-
Other MOOE	50299990 99	-	-	-	-	-	-	-	-	-	-	-	-	-	-	-	-
Bank Charges	50301040 00	-	-	-	-	-	-	-	-	-	-	-	-	-	-	-	-
Subsidies to NGAs	50214020 00	-	-	-	-	-	-	-	-	-	-	-	-	-	-	-	-
Rent Expenses - Motor Vehicles	50299050 03	-	-	-	-	-	-	-	-	-	-	-	-	-	-	-	-
Rent Expenses - Office Equipment	50299050 04	-	-	-	-	-	-	-	-	-	-	-	-	-	-	-	-
Repair and Maintenance - Leases assets - Other Leased Assets	50213080 99	-	-	-	-	-	-	-	-	-	-	-	-	-	-	-	-
Repair and Maintenance - Leases assets in	50213090 99	-	-	-	-	-	-	-	-	-	-	-	-	-	-	-	-
<b>FINANCIAL EXPENSES</b>		-	-	-	-	-	-	-	-	-	-	-	-	-	-	-	-
Bank Charges	50301040 00	-	-	-	-	-	-	-	-	-	-	-	-	-	-	-	-
CONTINUING APPROPRIATION - CONTINGENT FUND - BANGSAMORO TRANSITION COMMISSION (BTC), MILF, MNLF, OPAPP PEACE ASSEMBLIES IN SUPPORT OF THE PEACEFUL AND ORDERLY RARTIFICATION OF THE BANGSAMORO ORGANIC LAW. SARO NO. BMB-D-19-0000836 DATED JAN 28, 2019		45,000,000.00	-	45,000,000.00	24,484,504.96	5,295,903.84	-	-	29,780,408.80	24,169,740.96	4,230,369.55	-	-	28,400,110.51	15,219,591.20	436,672.00	-
<b>MAINTENANCE &amp; OTHER OPERATING EXPENSES</b>		45,000,000.00	-	45,000,000.00	24,484,504.96	5,295,903.84	-	-	29,780,408.80	24,169,740.96	4,230,369.55	-	-	28,400,110.51	15,219,591.20	436,672.00	-
Office Supplies	50203010 00	50,000.00	7,574.75	57,574.75	50,000.00	7,574.75	-	-	57,574.75	50,000.00	7,574.75	-	-	57,574.75	-	-	-
Travelling Expenses - Local	50201010 00	1,875,772.12	1,853,840.15	3,729,612.27	618,781.88	3,110,830.39	-	-	3,729,612.27	596,381.88	3,133,230.39	-	-	3,729,612.27	-	-	-
Travelling Expenses - foreign	50201010 00	-	394,552.84	394,552.84	-	394,552.84	-	-	394,552.84	-	390,880.84	-	-	390,880.84	-	3,672.00	-
Other Professional Services	50211990 00	140,000.00	-	140,000.00	140,000.00	-	-	140,000.00	140,000.00	140,000.00	-	-	-	140,000.00	-	-	-
Printing and Publications Expenses	50299020 00	160,450.00	-	160,450.00	110,950.00	49,500.00	-	-	160,450.00	110,950.00	49,500.00	-	-	160,450.00	-	-	-
Fuel, Oil and Lubricants	50203090 00	82,278.37	131,175.09	213,453.46	47,500.00	165,953.46	-	-	213,453.46	47,500.00	165,953.46	-	-	213,453.46	-	-	-
Mobile Expenses	50205020 01	11,000.00	-	11,000.00	11,000.00	-	-	11,000.00	11,000.00	11,000.00	-	-	-	11,000.00	-	-	-
Rent Expenses - equipment	50299050 04	235,000.00	-	235,000.00	20,000.00	215,000.00	-	-	235,000.00	20,000.00	-	-	-	20,000.00	-	215,000.00	-



PARTICULARS	UACS CODE	APPROVED BUDGET			BUDGET UTILIZATION					DISBURSEMENTS					BALANCES		
		APPROVED BUDGETED REVENUE (FY 2019 GAA RA 11620)	ADJUSTMENTS (ADDITIONS, REDUCTIONS, REALIGNMENT)	ADJUSTED BUDGETED REVENUE	1ST QTR ENDING MARCH 31, 2019	2ND QTR ENDING JUNE 30, 2019	3RD QTR ENDING SEPT 30, 2019	4TH QTR ENDING DEC 31, 2019	TOTAL	1ST QTR ENDING MARCH 31, 2019	2ND QTR ENDING JUNE 30, 2019	3RD QTR ENDING SEPT 30, 2019	4TH QTR ENDING DEC 31, 2019	TOTAL	UNUTILIZED BUDGET	UNPAID UTILIZATIONS (10-15) = (17+18)	
																DUE AND DEMANDABLE / ACCOUNTS PAYABLE	NOT YET DUE AND DEMANDABLE
1	2	3	4	5 = 3+4	6	7	8	9	10 = [(6+(-)7)-8+9]	11	12	13	14	15 = (11+12+13+14)	16 = 5-10	17	18
Rent Expenses - Motor Vehicles	50299050 03	234,864.00	-	234,864.00	234,864.00	-	-	-	234,864.00		234,864.00			234,864.00	-	-	
Rent Expenses - Building Structure	50299050 08	218,000.00	-	218,000.00		218,000.00	-	-	218,000.00					-	-	218,000.00	
Rent Expenses - Furniture and Fixtures	50299050 08	38,500.00	-	38,500.00	38,500.00	-	-	-	38,500.00	38,500.00				38,500.00	-	-	
Representation	50299030 00	11,080,758.08	177,353.00	11,258,111.08	10,157,909.08	1,100,202.00			11,258,111.08	10,100,409.08	214,075.71			10,314,484.79			
Repair and Maintenance - Motor Vehicles	50213060 01	-	34,290.40	34,290.40		34,290.40			34,290.40		34,290.40			34,290.40			
Advertising Expenses	50299010 00	55,000.00	-	55,000.00	55,000.00	-			55,000.00	55,000.00				55,000.00			
Subsidies - others	50214990 00	30,818,377.43	(2,598,786.23)	28,219,591.20	13,000,000.00	-	-	-	13,000,000.00	13,000,000.00				13,000,000.00	15,219,591.20	-	
<b>GRAND TOTAL</b>		<b>201,813,298.96</b>	<b>0.00</b>	<b>201,813,298.96</b>	<b>24,800,529.63</b>	<b>9,365,684.15</b>	<b>-</b>	<b>-</b>	<b>34,166,213.78</b>	<b>24,347,770.63</b>	<b>8,442,524.86</b>	<b>-</b>	<b>-</b>	<b>32,784,295.49</b>	<b>187,647,085.18</b>	<b>438,292.00</b>	<b>-</b>
PREPARED BY		CERTIFIED CORRECT			CERTIFIED CORRECT				RECOMMENDING APPROVAL				APPROVED BY:				
 SUSIMA A. CRETENCIO PEACE PROGRAM OFFICER III/ACCTG. BOOKKEEPING SECTION		 MELANIE B. MANALOTO ADMINISTRATIVE OFFICER V / BUDGET OFFICER			 LEILANNIE T. DIOMANG, CPA PEACE PROGRAM OFFICER IV / ACCOUNTING HEAD				 ARNELITO R. PAJARILLO UNDERSECRETARY, FAS				 CARLITO G. GALVEZ JR. PRESIDENTIAL ADVISER FOR PEACE, RECONCILIATION AND UNITY (PAPRU)				