

APPROPRIATION, OBLIGATIONS AND DISBURSEMENTS
As of September 30, 2019

ANNEX A

Department : Office of the Presidential Adviser on the Peace Process (OPAPP)

PARTICULARS	AVAILABLE APPROPRIATION	ALLOTMENT RELEASE		OBLIGATIONS		DISBURSEMENTS		
	AMOUNT	AMOUNT	% TO AVAILABLE APPROPRIATIONS	AMOUNT	% TO ALLOTMENT	AMOUNT	% TO ALLOTMENT	% TO OBLIGATIONS
A. GRAND TOTAL, OPAPP	3,119,464,380.37	3,119,464,380.37	100.00%	1,902,939,990.30	61.00%	1,528,018,040.89	48.98%	80.30%
Current Year - RA 11620	688,659,000.00	688,659,000.00	100.00%	414,605,116.37	60.20%	331,999,200.02	48.21%	80.08%
PS	178,192,000.00	178,192,000.00	100.00%	99,870,906.52	56.05%	97,205,132.01	54.55%	97.33%
MOOE	510,467,000.00	510,467,000.00	100.00%	314,734,209.85	61.66%	234,794,068.01	46.00%	74.60%
CO	-	-	#DIV/0!	-	#DIV/0!	-	0.00%	0.00%
Accounts Payable (Current Year)	-	-	0.00%	-	0.00%	-	0.00%	0.00%
PS	-	-	0.00%	-	0.00%	-	0.00%	0.00%
MOOE	-	-	0.00%	-	0.00%	-	0.00%	0.00%
CO	-	-	0.00%	-	0.00%	-	0.00%	0.00%
Continuing Appropriations - Regular Fund RA 10964	110,829,125.90	110,829,125.90	100.00%	19,595,557.08	17.68%	5,980,974.02	5.40%	30.52%
MOOE - NORMALIZATION	30,226,295.21	30,226,295.21	100.00%	14,358,262.08	47.50%	2,429,446.89	8.04%	16.92%
CO - MFO 1 OPERATIONS	5,785,104.00	5,785,104.00	100.00%	3,615,495.00	62.50%	2,622,598.63	45.33%	72.54%
CO - PAMANA PROJECTS	74,817,726.69	74,817,726.69	100.00%	1,621,800.00	2.17%	928,928.50	1.24%	57.28%

PARTICULARS	AVAILABLE APPROPRIATION	ALLOTMENT RELEASE		OBLIGATIONS		DISBURSEMENTS		
	AMOUNT	AMOUNT	% TO AVAILABLE APPROPRIATIONS	AMOUNT	% TO ALLOTMENT	AMOUNT	% TO ALLOTMENT	% TO OBLIGATIONS
Calamity Fund - Release of Funds to support the project / program focused on social healing and peace building for Marawi of OPAPP. SARO NO. BMB-D-18-0016393 dated July 25, 2018	20,824,030.06	20,824,030.06	100.00%	3,624,160.00	17.40%	3,597,860.00	17.28%	99.27%
MOOE	20,824,030.06	20,824,030.06	100.00%	3,624,160.00	17.40%	3,597,860.00	17.28%	99.27%
Automatic Appropriation - Foreign Assisted / Foreign Grants Fund	25,160,143.00	25,160,143.00	100.00%	136,139.89	0.54%	136,139.89	0.54%	100.00%
MOOE	25,160,143.00	25,160,143.00	100.00%	136,139.89	0.54%	136,139.89	0.54%	100.00%
Continuing Appropriations - Contingent Fund - SARO NO # BMB-D-19-0000836 dated Jan 28, 2019	45,000,000.00	45,000,000.00	1.00	28,197,975.33	62.66%	28,197,975.33	62.66%	100.00%
MOOE	45,000,000.00	45,000,000.00	1.00	28,197,975.33	62.66%	28,197,975.33	62.66%	100.00%
Residual amount P16,703,854.59 out of the P45,000,000.00 allotment released to the OPAPP per SARO BMB-D-19-0000836 dated January 28 2019. Reference No. 2019-BD-0059425A dated September 6 2019	(16,703,854.59)	(16,703,854.59)	100.00%	-	-	-	0.00%	0.00%
MOOE	(16,703,854.59)	(16,703,854.59)	100.00%	-	-	-	0.00%	0.00%

PARTICULARS	AVAILABLE APPROPRIATION	ALLOTMENT RELEASE		OBLIGATIONS		DISBURSEMENTS		
	AMOUNT	AMOUNT	% TO AVAILABLE APPROPRIATIONS	AMOUNT	% TO ALLOTMENT	AMOUNT	% TO ALLOTMENT	% TO OBLIGATIONS
Continuing Appropriations - Contingent Fund - SARO NO # BMB-D-19-0011621 dated September 6 2019	16,703,855.00	16,703,855.00	100.00%	-	-	-	0.00%	0.00%
MOOE	16,703,855.00	16,703,855.00	100.00%	-	-	-	0.00%	0.00%
MPBF - Pension and Gratuity Fund SARO. NO. BMB-D-0007156 dated July 12, 2019	851,736.00	851,736.00	100.00%	851,735.55	100.00%	851,735.55	100.00%	0.00%
PS	851,736.00	851,736.00	100.00%	851,735.55	100.00%	851,735.55	100.00%	0.00%
MPBF - Pension and Gratuity Fund SARO. NO. BMB-D-0013645 dated September 26 2019	466,958.00	466,958.00	100.00%	-	0.00%	-	0.00%	#DIV/0!
PS	466,958.00	466,958.00	100.00%	-	0.00%	-	0.00%	#DIV/0!
Contingent Fund - To cover the funding requirements for the Normalization Program of the Bangsamoro. SARO NO. BMB-D-19-0009965 dated August 15 2019	2,024,000,000.00	2,024,000,000.00	100.00%	1,297,184,319.08	64.09%	1,044,056,669.08	51.58%	80.49%
PS	2,024,000,000.00	2,024,000,000.00	100.00%	1,297,184,319.08	64.09%	1,044,056,669.08	51.58%	80.49%
Contingent Fund - To cover the funding requirements of various activities of the OPAPP. SARO NO. BMB-D-19-0011852 dated September 10 2019	203,673,387.00	203,673,387.00	100.00%	138,744,987.00	68.12%	113,197,487.00	55.58%	81.59%
PS	203,673,387.00	203,673,387.00	100.00%	138,744,987.00	68.12%	113,197,487.00	55.58%	81.59%
B. DETAILS BY AGENCY	3,119,464,380.37	3,119,464,380.37	100.00%	1,902,939,990.30	61.00%	1,528,018,040.89	491.47%	0.00%


PARTICULARS	AVAILABLE APPROPRIATION	ALLOTMENT RELEASE		OBLIGATIONS		DISBURSEMENTS		
	AMOUNT	AMOUNT	% TO AVAILABLE APPROPRIATIONS	AMOUNT	% TO ALLOTMENT	AMOUNT	% TO ALLOTMENT	% TO OBLIGATIONS
Current Year - RA 11620	688,659,000.00	688,659,000.00	100.00%	414,605,116.37	60.20%	331,999,200.02	149.22%	0.00%
GASS - Current Year	202,776,000.00	202,776,000.00	100.00%	149,697,248.36	73.82%	123,759,729.76	61.03%	82.67%
PS	46,539,000.00	46,539,000.00	100.00%	46,539,000.00	100.00%	45,902,261.35	98.63%	98.63%
MOOE	156,237,000.00	156,237,000.00	100.00%	103,158,248.36	66.03%	77,857,468.41	49.83%	75.47%
CO	-	-	0.00%	-	0.00%	-	0.00%	0.00%
GASS - Accounts Payable	-	-	0.00%	-	0.00%	-	0.00%	0.00%
PS	-	-	0.00%	-	0.00%	-	0.00%	0.00%
MOOE	-	-	0.00%	-	0.00%	-	0.00%	0.00%
CO	-	-	0.00%	-	0.00%	-	0.00%	0.00%
MFO 1 (OPERATIONS) - Current Year	368,522,000.00	368,522,000.00	100.00%	190,190,418.61	51.61%	153,686,237.73	41.70%	80.81%
PS	115,737,000.00	115,737,000.00	100.00%	42,115,646.32	36.39%	40,554,807.03	35.04%	96.29%
MOOE	252,785,000.00	252,785,000.00	100.00%	148,074,772.29	58.58%	113,131,430.70	44.75%	76.40%
CO	-	-	0.00%	-	#DIV/0!	-	0.00%	0.00%
MFO 1 (OPERATIONS) - Accounts Payable	-	-	0.00%	-	0.00%	-	0.00%	0.00%
PS	-	-	0.00%	-	0.00%	-	0.00%	0.00%
MOOE	-	-	0.00%	-	0.00%	-	0.00%	0.00%
CO	-	-	0.00%	-	0.00%	-	0.00%	0.00%
LOCALLY FUNDED PROGRAM (LFP) Normalization - Current Year	117,361,000.00	117,361,000.00	100.00%	74,717,449.40	63.66%	54,553,232.53	46.48%	73.01%
PS - NORMALIZATION	15,916,000.00	15,916,000.00	100.00%	11,216,260.20	70.47%	10,748,063.63	67.53%	95.83%
MOOE - NORMALIZATION	101,445,000.00	101,445,000.00	100.00%	63,501,189.20	62.60%	43,805,168.90	43.18%	68.98%


PARTICULARS	AVAILABLE APPROPRIATION	ALLOTMENT RELEASE		OBLIGATIONS		DISBURSEMENTS		
	AMOUNT	AMOUNT	% TO AVAILABLE APPROPRIATIONS	AMOUNT	% TO ALLOTMENT	AMOUNT	% TO ALLOTMENT	% TO OBLIGATIONS
CO - PAMANA PROJECTS	-	-	0.00%	-	0.00%	-	0.00%	0.00%
LOCALLY FUNDED PROGRAM - Accounts Payable	-	-	0.00%	-	0.00%	-	#DIV/0!	#DIV/0!
PS	-	-	0.00%	-	0.00%	-	0.00%	0.00%
MOOE	-	-	0.00%	-	0.00%	-	0.00%	0.00%
CO	-	-	0.00%	-	0.00%	-	0.00%	0.00%
Continuing Appropriations - Regular Fund RA 10964	110,829,125.90	110,829,125.90	100.00%	19,595,557.08	17.68%	5,980,974.02	5.39%	30.52%
MOOE - NORMALIZATION	30,226,295.21	30,226,295.21	100.00%	14,358,262.08	47.50%	2,429,446.89	8.04%	16.92%
CO - MFO 1 OPERATIONS	5,785,104.00	5,785,104.00	100.00%	3,615,495.00	62.50%	2,622,598.63	45.33%	72.54%
CO - PAMANA PROJECTS	74,817,726.69	74,817,726.69	100.00%	1,621,800.00	2.17%	928,928.50	1.24%	57.28%
Calamity Fund - Release of Funds to support the project / program focused on social healing and peace building for Marawi of OPAPP. SARO NO. BMB-D-18-0016393 dated July 25, 2018	20,824,030.06	20,824,030.06	100.00%	3,624,160.00	17.40%	3,597,860.00	17.28%	99.27%
MOOE	20,824,030.06	20,824,030.06	100.00%	3,624,160.00	17.40%	3,597,860.00	17.28%	99.27%
Automatic Appropriation - Foreign Assisted / Foreign Grants Fund	25,160,143.00	25,160,143.00	100.00%	136,139.89	0.54%	136,139.89	0.54%	100.00%
MOOE	25,160,143.00	25,160,143.00	100.00%	136,139.89	0.54%	136,139.89	0.54%	100.00%

PARTICULARS	AVAILABLE APPROPRIATION	ALLOTMENT RELEASE		OBLIGATIONS		DISBURSEMENTS		
	AMOUNT	AMOUNT	% TO AVAILABLE APPROPRIATIONS	AMOUNT	% TO ALLOTMENT	AMOUNT	% TO ALLOTMENT	% TO OBLIGATIONS
Continuing Appropriations - Contingent Fund - SARO NO # BMB-D-19-0000836 dated Jan 28, 2019	45,000,000.00	45,000,000.00	100.00%	28,197,975.33	62.66%	28,197,975.33	62.66%	100.00%
MOOE	45,000,000.00	45,000,000.00	100.00%	28,197,975.33	62.66%	28,197,975.33	62.66%	100.00%
Residual amount P16,703,854.59 out of the P45,000,000.00 allotment released to the OPAPP per SARO BMB-D-19-0000836 dated January 28 2019. Reference No. 2019-BD-0059425A dated September 6 2019	(16,703,854.59)	(16,703,854.59)	100.00%	-	0.00%	-	0.00%	0.00%
MOOE	(16,703,854.59)	(16,703,854.59)	100.00%	-	0.00%	-	0.00%	0.00%
Continuing Appropriations - Contingent Fund - SARO NO # BMB-D-19-0011621 dated September 6 2019	16,703,855.00	16,703,855.00	100.00%	-	0.00%	-	0.00%	0.00%
MOOE	16,703,855.00	16,703,855.00	100.00%	-	0.00%	-	0.00%	0.00%
MPBF - Pension and Gratuity Fund SARO. NO. BMB-D-0007156 dated July 12, 2019	851,736.00	851,736.00	100.00%	851,735.55	100.00%	851,735.55	100.00%	100.00%
PS	851,736.00	851,736.00	100.00%	851,735.55	100.00%	851,735.55	100.00%	100.00%
MPBF - Pension and Gratuity Fund SARO. NO. BMB-D-0013645 dated September 26 2019	466,958.00	466,958.00	100.00%	-	0.00%	-	0.00%	0.00%
PS	466,958.00	466,958.00	100.00%	-	0.00%	-	0.00%	0.00%


PARTICULARS	AVAILABLE APPROPRIATION	ALLOTMENT RELEASE		OBLIGATIONS		DISBURSEMENTS		
	AMOUNT	AMOUNT	% TO AVAILABLE APPROPRIATIONS	AMOUNT	% TO ALLOTMENT	AMOUNT	% TO ALLOTMENT	% TO OBLIGATIONS
Contingent Fund - To cover the funding requirements for the Normalization Program of the Bangsamoro. SARO NO. BMB-D-19-0009965 dated August 15 2019	2,024,000,000.00	2,024,000,000.00	100.00%	1,297,184,319.08	64.09%	1,044,056,669.08	51.58%	80.49%
MOOE	2,024,000,000.00	2,024,000,000.00	100.00%	1,297,184,319.08	64.09%	1,044,056,669.08	51.58%	80.49%
Contingent Fund - To cover the funding requirements of various activities of the OPAPP. SARO NO. BMB-D-19-0011852 dated September 10 2019	203,673,387.00	203,673,387.00	100.00%	138,744,987.00	68.12%	113,197,487.00	55.58%	81.59%
MOOE	203,673,387.00	203,673,387.00	100.00%	138,744,987.00	68.12%	113,197,487.00	55.58%	81.59%

Prepared by:



MELANIE B. MANALOTO
 Administrative Officer V /
 Budget Officer


SUSIMA A. CRETENCIO
 Peace Program Officer III / Acctg-
 Bookkeeping Section

Certified Correct:


LEILANNIE T. DISOMANGCOR, CPA
 Peace Program Officer IV / Accounting
 Head

Approved:


SECRETARY CARLITO G. GALVEZ JR.
 Presidential Adviser on Peace, Reconciliation and Unity (PAPRU)
