

STATEMENT OF APPROPRIATIONS, ALLOTMENTS, OBLIGATIONS, DISBURSEMENTS AND FINANCES
as of the month ending March 31, 2018


FAR NO. 1


Department : Other Executive Office (OEO)
Agency : Office of the Presidential Adviser on the Peace Process (OPAPP)
Operating Unit
Organization Code (UACS) : 26 026 0000000
Funding Source Code (as Clustered) : 101

	CURRENT YEAR APPROPRIATIONS
	SUPPLEMENTAL APPROPRIATIONS
	CONTINUING APPROPRIATIONS

PARTICULARS	UACS CODE	APPROPRIATIONS			ALLOTMENTS					CURRENT YEAR OBLIGATIONS					CURRENT YEAR DISBURSEMENTS					BALANCES			
		AUTHORIZED APPROPRIATION	ADJUSTMENTS (TRANSFER TO/FROM REALIGNMENT)	ADJUSTED APPROPRIATIONS	ALLOTMENTS RECEIVED	ADJUSTMENTS (WITHDRAWAL REALIGNMENT)	TRANSFER TO	TRANSFER FROM	ADJUSTED TOTAL ALLOTMENTS	1ST QTR ENDING MARCH 31, 2018	2ND QTR ENDING JUNE 30, 2018	3RD QTR ENDING SEPT 30, 2018	4TH QTR ENDING DEC 31, 2018	TOTAL	1ST QTR ENDING MARCH 31, 2018	2ND QTR ENDING JUNE 30, 2018	3RD QTR ENDING SEPT 30, 2018	4TH QTR ENDING DEC 31, 2018	TOTAL	UNRELEASSED APPROPRIATIONS	UNOBLIGATED ALLOTMENT	UNPAID OBLIGATIONS (15-20) = (23+24)	
																						DUE AND DEMANDABLE	NOT YET DUE AND DEMANDABLE
1	2	3	4	5 = 3+4	6	7	8	9	10 = [(6+(-)7)-8+9]	11	12	13	14	15 = (11+12+13+14)	16	17	18	19	20 = (16+17+18+19)	21 = (5-10)	22 = (10-15)	23	24
I. AGENCY SPECIFIC BUDGET																							
General Administration and Support		194,289,000.00	-	194,289,000.00	194,289,000.00	-	-	-	194,289,000.00	81,739,438.26	-	-	-	81,739,438.26	60,171,911.59	-	-	-	60,171,911.59	-	112,549,561.74	21,567,526.67	-
PAP																							
PS		50100000.00	40,377,000.00	40,377,000.00	40,377,000.00	-	-	-	40,377,000.00	13,604,270.09	-	-	-	13,604,270.09	13,604,270.09	-	-	-	13,604,270.09	-	26,772,729.91	-	-
MOOE		50200000.00	153,912,000.00	153,912,000.00	153,912,000.00	-	-	-	153,912,000.00	68,135,168.17	-	-	-	68,135,168.17	46,567,641.50	-	-	-	46,567,641.50	-	85,776,831.83	21,567,526.67	-
Fin. Exp		50300000.00	-	-	-	-	-	-	-	-	-	-	-	-	-	-	-	-	-	-	-	-	-
CO		50600000.00	-	-	-	-	-	-	-	-	-	-	-	-	-	-	-	-	-	-	-	-	-
Operations		368,674,000.00	-	368,674,000.00	368,674,000.00	-	-	-	368,674,000.00	70,622,352.45	-	-	-	70,622,352.45	57,550,854.62	-	-	-	57,550,854.62	-	298,051,647.55	13,071,497.83	-
MFO 1 Technical Advisory and Support Services on the Comprehensive Peace Process																							
PAP																							
PS		50100000.00	104,196,000.00	104,196,000.00	104,196,000.00	-	-	-	104,196,000.00	10,373,195.00	-	-	-	10,373,195.00	10,373,195.00	-	-	-	10,373,195.00	-	93,822,805.00	-	-
MOOE		50200000.00	249,478,000.00	249,478,000.00	249,478,000.00	-	-	-	249,478,000.00	60,249,157.45	-	-	-	60,249,157.45	47,177,659.62	-	-	-	47,177,659.62	-	1,052,228,842.55	13,071,497.83	-
Fin. Exp		50300000.00	-	-	-	-	-	-	-	-	-	-	-	-	-	-	-	-	-	-	-	-	-
CO		50600000.00	15,000,000.00	15,000,000.00	15,000,000.00	-	-	-	15,000,000.00	-	-	-	-	-	-	-	-	-	-	-	15,000,000.00	-	-
Locally Funded Projects - NORMALIZATION		114,042,000.00	-	114,042,000.00	114,042,000.00	-	-	-	114,042,000.00	23,627,926.67	-	-	-	23,627,926.67	22,172,943.91	-	-	-	22,172,943.91	-	90,414,073.33	1,454,982.76	-
PAP																							
PS		50100000.00	14,042,000.00	14,042,000.00	14,042,000.00	-	-	-	14,042,000.00	2,479,966.33	-	-	-	2,479,966.33	2,479,966.33	-	-	-	2,479,966.33	-	11,562,033.67	-	-
MOOE		50200000.00	100,000,000.00	100,000,000.00	100,000,000.00	-	-	-	100,000,000.00	21,147,960.34	-	-	-	21,147,960.34	19,692,977.58	-	-	-	19,692,977.58	-	78,852,039.66	1,454,982.76	-
Fin. Exp		50300000.00	-	-	-	-	-	-	-	-	-	-	-	-	-	-	-	-	-	-	-	-	-
CO		50600000.00	-	-	-	-	-	-	-	-	-	-	-	-	-	-	-	-	-	-	-	-	-
Locally Funded Projects - PAMANA PROJECTS		5,206,818,000.00	(5,128,715,730.00)	78,102,270.00	5,206,818,000.00	(5,128,715,730.00)	-	-	78,102,270.00	446,214.00	-	-	-	446,214.00	446,214.00	-	-	-	446,214.00	-	77,656,056.00	-	-
PAP																							
PS		50100000.00	-	-	-	-	-	-	-	-	-	-	-	-	-	-	-	-	-	-	-	-	-
MOOE		50200000.00	-	-	-	-	-	-	-	-	-	-	-	-	-	-	-	-	-	-	-	-	-
Fin. Exp		50300000.00	-	-	-	-	-	-	-	-	-	-	-	-	-	-	-	-	-	-	-	-	-
CO		50600000.00	5,206,818,000.00	(5,128,715,730.00)	78,102,270.00	(5,128,715,730.00)	-	-	78,102,270.00	446,214.00	-	-	-	446,214.00	446,214.00	-	-	-	446,214.00	-	77,656,056.00	-	-
SUB-TOTAL, AGENCY SPECIFIC BUDGET		5,883,823,000.00	(5,128,715,730.00)	755,107,270.00	5,883,823,000.00	(5,128,715,730.00)	-	-	755,107,270.00	176,435,931.38	-	-	-	176,435,931.38	140,341,924.12	-	-	-	140,341,924.12	-	578,671,338.62	36,094,007.26	-
PS		50100000.00	158,615,000.00	158,615,000.00	158,615,000.00	-	-	-	158,615,000.00	26,457,431.42	-	-	-	26,457,431.42	26,457,431.42	-	-	-	26,457,431.42	-	132,157,568.58	-	-
MOOE		50200000.00	503,390,000.00	503,390,000.00	503,390,000.00	-	-	-	503,390,000.00	149,532,285.96	-	-	-	149,532,285.96	113,438,278.70	-	-	-	113,438,278.70	-	353,857,714.04	36,094,007.26	-
Fin. Exp		50300000.00	-	-	-	-	-	-	-	-	-	-	-	-	-	-	-	-	-	-	-	-	-
CO		50600000.00	5,221,818,000.00	(5,128,715,730.00)	93,102,270.00	(5,128,715,730.00)	-	-	93,102,270.00	446,214.00	-	-	-	446,214.00	446,214.00	-	-	-	446,214.00	-	92,656,056.00	-	-
II. SPECIAL PURPOSE FUND (MPBF)																							
PS		50100000.00	-	-	-	-	-	-	-	-	-	-	-	-	-	-	-	-	-	-	-	-	-
MOOE		50200000.00	-	-	-	-	-	-	-	-	-	-	-	-	-	-	-	-	-	-	-	-	-
SUB-TOTAL, SPECIAL PURPOSE FUND		-	-	-	-	-	-	-	-	-	-	-	-	-	-	-	-	-	-	-	-	-	-



PARTICULARS	UACS CODE	APPROPRIATIONS			ALLOTMENTS					CURRENT YEAR OBLIGATIONS					CURRENT YEAR DISBURSEMENTS					BALANCES				
		AUTHORIZED APPROPRIATION	ADJUSTMENTS (TRANSFER TO/FROM REALIGNMENT)	ADJUSTED APPROPRIATIONS	ALLOTMENTS RECEIVED	ADJUSTMENTS (WITHDRAWAL REALIGNMENT)	TRANSFER TO	TRANSFER FROM	ADJUSTED TOTAL ALLOTMENTS	1ST QTR ENDING MARCH 31, 2018	2ND QTR ENDING JUNE 30, 2018	3RD QTR ENDING SEPT 30, 2018	4TH QTR ENDING DEC 31, 2018	TOTAL	1ST QTR ENDING MARCH 31, 2018	2ND QTR ENDING JUNE 30, 2018	3RD QTR ENDING SEPT 30, 2018	4TH QTR ENDING DEC 31, 2018	TOTAL	UNRELEASED APPROPRIATIONS	UNOBLIGATED ALLOTMENT	UNPAID OBLIGATIONS (15-20) = (23+24)		
																						DUE AND DEMANDABLE	NOT YET DUE AND DEMANDABLE	
		-	-	-	-	-	-	-	-	-	-	-	-	-	-	-	-	-	-	-	-	-	-	
		-	-	-	-	-	-	-	-	-	-	-	-	-	-	-	-	-	-	-	-	-	-	
		-	-	-	-	-	-	-	-	-	-	-	-	-	-	-	-	-	-	-	-	-	-	
SUB-TOTALS, AUTOMATIC APPROPRIATIONS - FOREIGN ASSISTED / FOREIGN GRANTS FUND		-	-	-	-	-	-	-	-	-	-	-	-	-	-	-	-	-	-	-	-	-	-	
GRAND TOTAL		5,883,823,000.00	(5,128,715,730.00)	755,107,270.00	5,883,823,000.00	(5,128,715,730.00)	-	-	755,107,270.00	176,435,931.38	-	-	-	176,435,931.38	140,341,924.12	-	-	-	140,341,924.12	-	578,671,338.62	36,094,007.26	-	
PS	50100000.00	158,615,000.00	-	158,615,000.00	158,615,000.00	-	-	-	158,615,000.00	26,457,431.42	-	-	-	26,457,431.42	26,457,431.42	-	-	-	26,457,431.42	-	132,157,568.58	-	-	-
MOOE	50200000.00	503,390,000.00	-	503,390,000.00	503,390,000.00	-	-	-	503,390,000.00	149,532,285.96	-	-	-	149,532,285.96	113,438,278.70	-	-	-	113,438,278.70	-	353,857,714.04	36,094,007.26	-	-
Fin. Exp	50300000.00	-	-	-	-	-	-	-	-	-	-	-	-	-	-	-	-	-	-	-	-	-	-	-
CG	50600000.00	5,221,818,000.00	(5,128,715,730.00)	99,102,270.00	5,221,818,000.00	(5,128,715,730.00)	-	-	99,102,270.00	446,214.00	-	-	-	446,214.00	446,214.00	-	-	-	446,214.00	-	92,656,056.00	-	-	-
RECAPITULATION BY MFO		5,883,823,000.00	(5,128,715,730.00)	755,107,270.00	5,883,823,000.00	(5,128,715,730.00)	-	-	755,107,270.00	176,435,931.38	-	-	-	176,435,931.38	140,341,924.12	-	-	-	140,341,924.12	-	578,671,338.62	36,094,007.26	-	-
MFO 1		5,883,823,000.00	(5,128,715,730.00)	755,107,270.00	5,883,823,000.00	(5,128,715,730.00)	-	-	755,107,270.00	176,435,931.38	-	-	-	176,435,931.38	140,341,924.12	-	-	-	140,341,924.12	-	578,671,338.62	36,094,007.26	-	-
Technical Advisory and Support Services on the Comprehensive Peace Process																								
OF WHICH:																								
MAJOR PROGRAMS/PROJECTS																								
KRANO																								
Just and Lasting Peace and the Rule of Law																								

CERTIFIED CORRECT

MELANIE B. MANALOTO
 ADMINISTRATIVE OFFICER V

CERTIFIED CORRECT

SUSIMA A. CRETENACIO
 ACCOUNTANT III

RECOMMENDING APPROVAL

RONALD M. FLORES, Ph. D.
 UNDERSECRETARY, SUPPORT SERVICES CLUSTER


APPROVED BY:

SECRETARY JESUS G. DUREZA
 PRESIDENTIAL ADVISER ON THE PEACE PROCESS


DATE

STATEMENT OF APPROPRIATIONS, ALLOTMENTS, OBLIGATIONS, DISBURSEMENTS AND BALANCES
as of the month ending June 30, 2018

Department : Other Executive Office (OEO)
Agency : Office of the Presidential Adviser on the Peace Process (OPAPP)
Operating Unit :
Organization Code (UACS) : 26 026 0000000

CURRENT YEAR APPROPRIATIONS
SUPPLEMENTAL APPROPRIATIONS
CONTINUING APPROPRIATIONS

PARTICULARS	UACS CODE	APPROPRIATIONS			ALLOTMENTS					CURRENT YEAR OBLIGATIONS					CURRENT YEAR DISBURSEMENTS					BALANCES					
		AUTHORIZED APPROPRIATION	ADJUSTMENTS (TRANSFER TO/FROM REALIGNMENT)	ADJUSTED APPROPRIATIONS	ALLOTMENTS RECEIVED	ADJUSTMENTS (WITHDRAWAL REALIGNMENT)	TRANSFER TO	TRANSFER FROM	ADJUSTED TOTAL ALLOTMENTS	1ST QTR ENDING MARCH 31, 2018	2ND QTR ENDING JUNE 30, 2018	3RD QTR ENDING SEPT 30, 2018	4TH QTR ENDING DEC 31, 2018	TOTAL	1ST QTR ENDING MARCH 31, 2018	2ND QTR ENDING JUNE 30, 2018	3RD QTR ENDING SEPT 30, 2018	4TH QTR ENDING DEC 31, 2018	TOTAL	UNRELEA SED APPROPRIATIONS	UNOBLIGATED ALLOTMENT	UNPAID OBLIGATIONS (15-20) = (23+24)			
																						DUE AND DEMANDABLE	NOT YET DUE AND DEMANDABLE		
1	2	3	4	5 = 3+4	6	7	8	9	10 = [(6+)-]-8+9	11	12	13	14	15 = (11+12+13+14)	16	17	18	19	20 = (16+17+18+19)	21 = (5-10)	22 = (10-15)	23	24		
I. AGENCY SPECIFIC BUDGET																									
General Administration and Support		194,289,000.00	-	194,289,000.00	194,289,000.00	-	-	-	194,289,000.00	81,739,438.26	53,161,243.89	-	-	134,900,682.15	60,171,911.59	59,805,540.66	-	-	119,977,452.25	-	59,388,317.85	14,923,229.90	-		
PAP																									
PS		50100000 00	40,377,000.00	-	40,377,000.00	40,377,000.00	-	-	40,377,000.00	13,604,270.09	17,201,642.14	-	-	30,805,912.23	13,604,270.09	17,200,642.14	-	-	30,804,912.23	-	9,571,087.77	1,000.00	-		
MOOE		50200000 00	153,912,000.00	-	153,912,000.00	153,912,000.00	-	-	153,912,000.00	68,135,168.17	35,959,601.75	-	-	104,094,769.92	46,567,641.50	42,604,898.52	-	-	89,172,540.02	-	49,817,230.08	14,922,229.90	-		
Fin. Exp		50300000 00	-	-	-	-	-	-	-	-	-	-	-	-	-	-	-	-	-	-	-	-	-		
CO		50600000 00	-	-	-	-	-	-	-	-	-	-	-	-	-	-	-	-	-	-	-	-	-		
Operations		368,674,000.00	-	368,674,000.00	368,674,000.00	-	-	-	368,674,000.00	70,622,352.45	98,095,617.91	-	-	168,717,970.36	57,550,854.62	87,400,242.67	-	-	144,951,097.29	-	199,956,029.64	23,766,873.07	-		
MFO 1 - Technical Advisory and Support Services on the Comprehensive Peace Process																									
PAP																									
PS		50100000 00	104,196,000.00	-	104,196,000.00	104,196,000.00	-	-	104,196,000.00	10,373,195.00	14,618,583.33	-	-	24,991,778.33	10,373,195.00	14,168,948.83	-	-	24,542,143.83	-	79,204,221.67	449,634.50	-		
MOOE		50200000 00	249,478,000.00	-	249,478,000.00	249,478,000.00	-	-	249,478,000.00	60,249,157.45	82,443,108.58	-	-	142,692,266.03	47,177,659.62	72,507,363.84	-	-	119,685,023.46	-	106,785,733.97	23,007,242.57	-		
Fin. Exp		50300000 00	-	-	-	-	-	-	-	-	-	-	-	-	-	-	-	-	-	-	-	-	-		
CO		50600000 00	15,000,000.00	-	15,000,000.00	15,000,000.00	-	-	15,000,000.00	-	1,033,926.00	-	-	1,033,926.00	-	723,930.00	-	-	723,930.00	-	13,966,074.00	309,996.00	-		
Locally Funded Projects - NORMALIZATION		114,042,000.00	-	114,042,000.00	114,042,000.00	-	-	-	114,042,000.00	23,627,926.67	49,596,783.10	-	-	73,224,709.77	22,172,943.91	59,073,383.34	-	-	81,246,327.25	-	40,817,290.23	(8,021,617.48)	-		
PAP																									
PS		50100000 00	14,042,000.00	-	14,042,000.00	14,042,000.00	-	-	14,042,000.00	2,479,966.33	3,081,690.33	-	-	5,561,656.66	2,479,966.33	3,081,690.33	-	-	5,561,656.66	-	8,480,343.34	-	-		
MOOE		50200000 00	100,000,000.00	-	100,000,000.00	100,000,000.00	-	-	100,000,000.00	21,147,960.34	46,515,092.77	-	-	67,663,053.11	19,692,977.58	55,991,693.01	-	-	75,684,670.59	-	32,336,946.89	(8,021,617.48)	-		
Fin. Exp		50300000 00	-	-	-	-	-	-	-	-	-	-	-	-	-	-	-	-	-	-	-	-	-		
CO		50600000 00	-	-	-	-	-	-	-	-	-	-	-	-	-	-	-	-	-	-	-	-	-		
Locally Funded Projects - PAMANA PROJECTS		5,206,818,000.00	(5,128,715,730.00)	78,102,270.00	5,206,818,000.00	(5,128,715,730.00)	-	-	78,102,270.00	446,214.00	946,728.16	-	-	1,392,942.16	446,214.00	406,048.16	-	-	852,262.16	-	76,709,327.84	540,680.00	-		
PAP																									
PS		50100000 00	-	-	-	-	-	-	-	-	-	-	-	-	-	-	-	-	-	-	-	-	-		
MOOE		50200000 00	-	-	-	-	-	-	-	-	-	-	-	-	-	-	-	-	-	-	-	-	-		
Fin. Exp		50300000 00	-	-	-	-	-	-	-	-	-	-	-	-	-	-	-	-	-	-	-	-	-		
CO		50600000 00	5,206,818,000.00	(5,128,715,730.00)	78,102,270.00	5,206,818,000.00	(5,128,715,730.00)	-	78,102,270.00	446,214.00	946,728.16	-	-	1,392,942.16	446,214.00	406,048.16	-	-	852,262.16	-	76,709,327.84	540,680.00	-		
SUB-TOTAL AGENCY SPECIFIC BUDGET		5,883,823,000.00	(5,128,715,730.00)	755,107,270.00	5,883,823,000.00	(5,128,715,730.00)	-	-	755,107,270.00	176,435,931.38	201,800,373.06	-	-	378,236,304.44	140,341,924.12	206,685,214.83	-	-	347,027,138.95	-	376,870,965.56	31,209,165.49	-		
PS		50100000 00	158,615,000.00	-	158,615,000.00	158,615,000.00	-	-	158,615,000.00	26,457,431.42	34,901,915.80	-	-	61,359,347.22	26,457,431.42	34,451,281.30	-	-	60,908,712.72	-	97,255,652.78	450,634.50	-		

PARTICULARS	UACS CODE	APPROPRIATIONS				ALLOTMENTS				CURRENT YEAR OBLIGATIONS					CURRENT YEAR DISBURSEMENTS					BALANCES			
		AUTHORIZED APPROPRIATION	ADJUSTMENTS (TRANSFER TO/FROM REALIGNMENT)	ADJUSTED APPROPRIATIONS	ALLOTMENTS RECEIVED	ADJUSTMENTS (WITHDRAWAL REALIGNMENT)	TRANSFER TO	TRANSFER FROM	ADJUSTED TOTAL ALLOTMENTS	1ST QTR ENDING MARCH 31, 2018	2ND QTR ENDING JUNE 30, 2018	3RD QTR ENDING SEPT 30, 2018	4TH QTR ENDING DEC 31, 2018	TOTAL	1ST QTR ENDING MARCH 31, 2018	2ND QTR ENDING JUNE 30, 2018	3RD QTR ENDING SEPT 30, 2018	4TH QTR ENDING DEC 31, 2018	TOTAL	UNRELEASSED APPROPRIATIONS	UNOBLIGATED ALLOTMENT	UNPAID OBLIGATIONS (15-20) = (23+24)	
																						DUE AND DEMANDABLE	NOT YET DUE AND DEMANDABLE
MOOE	50200000 00	503,390,000.00	-	503,390,000.00	503,390,000.00	-	-	503,390,000.00	149,532,285.96	164,917,803.10	-	-	314,450,089.06	113,438,278.70	171,103,955.37	-	-	284,542,234.07	-	188,939,910.94	29,907,854.99	-	
Fin. Exp	50300000 00	-	-	-	-	-	-	-	-	-	-	-	-	-	-	-	-	-	-	-	-	-	
CO	50600000 00	5,221,818,000.00	(5,128,715,730.00)	93,102,270.00	5,221,818,000.00	(5,128,715,730.00)	-	93,102,270.00	446,214.00	1,980,654.16	-	-	2,426,868.16	446,214.00	1,129,978.16	-	-	1,576,192.16	-	90,675,401.84	850,676.00	-	
II. SPECIAL PURPOSE FUND (MPBF)		-	93,635.00	93,635.00	93,635.00	-	-	93,635.00	-	93,634.79	-	-	93,634.79	-	93,634.79	-	-	93,634.79	-	0.21	-	-	
PS	50100000 00	-	93,635.00	93,635.00	93,635.00	-	-	93,635.00	-	93,634.79	-	-	93,634.79	-	93,634.79	-	-	93,634.79	-	0.21	-	-	
MOOE	50200000 00	-	-	-	-	-	-	-	-	-	-	-	-	-	-	-	-	-	-	-	-	-	
SUB-TOTAL SPECIAL PURPOSE FUND		-	93,635.00	93,635.00	93,635.00	-	-	93,635.00	-	93,634.79	-	-	93,634.79	-	93,634.79	-	-	93,634.79	-	0.21	-	-	
SUB-TOTALS, AUTOMATIC APPROPRIATIONS - FOREIGN ASSISTED / FOREIGN GRANTS FUND		-	-	-	-	-	-	-	-	-	-	-	-	-	-	-	-	-	-	-	-	-	
GRAND TOTAL		5,883,823,000.00	(5,128,622,095.00)	755,200,905.00	5,883,916,635.00	(5,128,715,730.00)	-	755,200,905.00	176,435,931.38	201,894,007.85	-	-	378,329,939.23	140,341,924.12	206,778,849.62	-	-	347,120,773.74	-	376,870,965.77	31,209,165.49	-	
PS	50100000 00	158,615,000.00	93,635.00	158,708,635.00	158,708,635.00	-	-	158,708,635.00	26,457,431.42	34,995,550.59	-	-	61,452,982.01	26,457,431.42	34,544,916.09	-	-	61,002,347.51	-	97,255,652.99	450,634.50	-	
MOOE	50200000 00	503,390,000.00	-	503,390,000.00	503,390,000.00	-	-	503,390,000.00	149,532,285.96	164,917,803.10	-	-	314,450,089.06	113,438,278.70	171,103,955.37	-	-	284,542,234.07	-	188,939,910.94	29,907,854.99	-	
Fin. Exp	50300000 00	-	-	-	-	-	-	-	-	-	-	-	-	-	-	-	-	-	-	-	-	-	
CO	50600000 00	5,221,818,000.00	(5,128,715,730.00)	93,102,270.00	5,221,818,000.00	(5,128,715,730.00)	-	93,102,270.00	446,214.00	1,980,654.16	-	-	2,426,868.16	446,214.00	1,129,978.16	-	-	1,576,192.16	-	90,675,401.84	850,676.00	-	
RECAPITULATION BY MFO		5,883,823,000.00	(5,128,622,095.00)	755,200,905.00	5,883,916,635.00	(5,128,715,730.00)	-	755,200,905.00	176,435,931.38	201,894,007.85	-	-	378,329,939.23	140,341,924.12	206,778,849.62	-	-	347,120,773.74	-	376,870,965.77	31,209,165.49	-	
MFO 1		5,883,823,000.00	(5,128,622,095.00)	755,200,905.00	5,883,916,635.00	(5,128,715,730.00)	-	755,200,905.00	176,435,931.38	201,894,007.85	-	-	378,329,939.23	140,341,924.12	206,778,849.62	-	-	347,120,773.74	-	376,870,965.77	31,209,165.49	-	
Technical Advisory and Support Services on the Comprehensive Peace Process																							
OF WHICH:																							
MAJOR PROGRAM/PROJECTS																							
KRA NO.																							
Just and Lasting Peace and the Rule of Law																							

CERTIFIED CORRECT

CERTIFIED CORRECT

RECOMMENDING APPROVAL

APPROVED BY:

DATE:

MELANIE B. MANALOTO
ADMINISTRATIVE OFFICER V

SUSIMA A. CHETENCIO
ACCOUNTANT III

RONALD R. FORD, JR.
UNDER SECRETARY, SUPPORT SERVICES CLUSTER

SECRETARY JESUS G. DUREZA
PRESIDENTIAL ADVISER ON THE PEACE PROCESS