

**STATEMENT OF APPROPRIATIONS, ALLOTMENTS, OBLIGATIONS, DISBURSEMENTS AND BALANCES**  
**As of the Quarter Ending June 30, 2018**

Department: Other Executive Offices  
 Agency: Office of the Presidential Adviser on the Peace Process  
 Operating Unit: N/A  
 Organization Code (UACS): 26026000000  
 Fund and Cluster: 01 - Regular Agency Fund


Authorization: 01 - Current Year Appropriations  
 Report Status: SUBMITTED


Particulars	UACS CODE	Appropriation		Allotments					Current Year Obligations				Current Year Disbursements				Balances								
		Authorized Appropriation	Adjustments (To)/From, Realignment	Adjusted Appropriations	Allotments Received	Adjustments (Withdrawal, Realignment)	Transfer To	Transfer From	Adjusted Total Allotments	1st Quarter Ending March 31	2nd Quarter Ending June 30	3rd Quarter Ending Sept. 30	4th Quarter Ending Dec. 31	Total	1st Quarter Ending March 31	2nd Quarter Ending June 30	3rd Quarter Ending Sept. 30	4th Quarter Ending Dec. 31	Total	Unreleased Appropriations	Unobligated Allotment	Unpaid Obligations (15-20) = (23+24)			
		3	4	5=(3+4)	6	7	8	9	10=(8)-(7)+(4)	11	12	13	14	15=(11+12+13+14)	16	17	18	19	20=(16+17+18+19)	21=(5-19)	22=(16-19)	23	24		
Agency Specific Budget																									
etc. Budgets of National Government Agencies	0110101	5,883,823,000.00	(5,128,715,730.00)	755,107,270.00	5,883,823,000.00	(5,128,715,730.00)			755,107,270.00	176,435,931.38	201,800,373.06			378,236,304.44	140,341,924.12	198,663,597.35			339,005,521.47			376,870,965.58		39,230,762.97	
General Administration and Support	10000000000000	194,289,000.00		194,289,000.00	194,289,000.00				194,289,000.00	81,739,438.26	53,181,243.89			134,920,682.15	60,171,911.59	59,805,540.86			119,977,452.25			59,388,317.85		14,923,229.50	
General Management and Supervision	100000100001000	194,289,000.00		194,289,000.00	194,289,000.00				194,289,000.00	81,739,438.26	53,181,243.89			134,920,682.15	60,171,911.59	59,805,540.86			119,977,452.25			59,388,317.85		14,923,229.50	
PS		40,377,000.00		40,377,000.00	40,377,000.00				40,377,000.00	13,604,270.09	17,201,642.14			30,805,912.23	13,604,270.09	17,200,642.14			30,804,912.23			9,571,087.77		1,000.00	
MOOE		153,912,000.00		153,912,000.00	153,912,000.00				153,912,000.00	68,135,168.17	35,979,601.75			104,094,769.92	46,567,641.50	42,604,898.52			89,187,540.02			49,817,230.08		14,922,229.50	
MOOE		153,912,000.00		153,912,000.00	153,912,000.00				153,912,000.00	68,135,168.17	35,979,601.75			104,094,769.92	46,567,641.50	42,604,898.52			89,187,540.02			49,817,230.08		14,922,229.50	
MOOE		153,912,000.00		153,912,000.00	153,912,000.00				153,912,000.00	68,135,168.17	35,979,601.75			104,094,769.92	46,567,641.50	42,604,898.52			89,187,540.02			49,817,230.08		14,922,229.50	
MOOE		153,912,000.00		153,912,000.00	153,912,000.00				153,912,000.00	68,135,168.17	35,979,601.75			104,094,769.92	46,567,641.50	42,604,898.52			89,187,540.02			49,817,230.08		14,922,229.50	
MOOE		153,912,000.00		153,912,000.00	153,912,000.00				153,912,000.00	68,135,168.17	35,979,601.75			104,094,769.92	46,567,641.50	42,604,898.52			89,187,540.02			49,817,230.08		14,922,229.50	
MOOE		153,912,000.00		153,912,000.00	153,912,000.00				153,912,000.00	68,135,168.17	35,979,601.75			104,094,769.92	46,567,641.50	42,604,898.52			89,187,540.02			49,817,230.08		14,922,229.50	
MOOE		153,912,000.00		153,912,000.00	153,912,000.00				153,912,000.00	68,135,168.17	35,979,601.75			104,094,769.92	46,567,641.50	42,604,898.52			89,187,540.02			49,817,230.08		14,922,229.50	
MOOE		153,912,000.00		153,912,000.00	153,912,000.00				153,912,000.00	68,135,168.17	35,979,601.75			104,094,769.92	46,567,641.50	42,604,898.52			89,187,540.02			49,817,230.08		14,922,229.50	
MOOE		153,912,000.00		153,912,000.00	153,912,000.00				153,912,000.00	68,135,168.17	35,979,601.75			104,094,769.92	46,567,641.50	42,604,898.52			89,187,540.02			49,817,230.08		14,922,229.50	
MOOE		153,912,000.00		153,912,000.00	153,912,000.00				153,912,000.00	68,135,168.17	35,979,601.75			104,094,769.92	46,567,641.50	42,604,898.52			89,187,540.02			49,817,230.08		14,922,229.50	
MOOE		153,912,000.00		153,912,000.00	153,912,000.00				153,912,000.00	68,135,168.17	35,979,601.75			104,094,769.92	46,567,641.50	42,604,898.52			89,187,540.02			49,817,230.08		14,922,229.50	
MOOE		153,912,000.00		153,912,000.00	153,912,000.00				153,912,000.00	68,135,168.17	35,979,601.75			104,094,769.92	46,567,641.50	42,604,898.52			89,187,540.02			49,817,230.08		14,922,229.50	
MOOE		153,912,000.00		153,912,000.00	153,912,000.00				153,912,000.00	68,135,168.17	35,979,601.75			104,094,769.92	46,567,641.50	42,604,898.52			89,187,540.02			49,817,230.08		14,922,229.50	
MOOE		153,912,000.00		153,912,000.00	153,912,000.00				153,912,000.00	68,135,168.17	35,979,601.75			104,094,769.92	46,567,641.50	42,604,898.52			89,187,540.02			49,817,230.08		14,922,229.50	
MOOE		153,912,000.00		153,912,000.00	153,912,000.00				153,912,000.00	68,135,168.17	35,979,601.75			104,094,769.92	46,567,641.50	42,604,898.52			89,187,540.02			49,817,230.08		14,922,229.50	
MOOE		153,912,000.00		153,912,000.00	153,912,000.00				153,912,000.00	68,135,168.17	35,979,601.75			104,094,769.92	46,567,641.50	42,604,898.52			89,187,540.02			49,817,230.08		14,922,229.50	
MOOE		153,912,000.00		153,912,000.00	153,912,000.00				153,912,000.00	68,135,168.17	35,979,601.75			104,094,769.92	46,567,641.50	42,604,898.52			89,187,540.02			49,817,230.08		14,922,229.50	
MOOE		153,912,000.00		153,912,000.00	153,912,000.00				153,912,000.00	68,135,168.17	35,979,601.75			104,094,769.92	46,567,641.50	42,604,898.52			89,187,540.02			49,817,230.08		14,922,229.50	
MOOE		153,912,000.00		153,912,000.00	153,912,000.00				153,912,000.00	68,135,168.17	35,979,601.75			104,094,769.92	46,567,641.50	42,604,898.52			89,187,540.02			49,817,230.08		14,922,229.50	
MOOE		153,912,000.00		153,912,000.00	153,912,000.00				153,912,000.00	68,135,168.17	35,979,601.75			104,094,769.92	46,567,641.50	42,604,898.52			89,187,540.02			49,817,230.08		14,922,229.50	
MOOE		153,912,000.00		153,912,000.00	153,912,000.00				153,912,000.00	68,135,168.17	35,979,601.75			104,094,769.92	46,567,641.50	42,604,898.52			89,187,540.02			49,817,230.08		14,922,229.50	
MOOE		153,912,000.00		153,912,000.00	153,912,000.00				153,912,000.00	68,135,168.17	35,979,601.75			104,094,769.92	46,567,641.50	42,604,898.52			89,187,540.02			49,817,230.08		14,922,229.50	
MOOE		153,912,000.00		153,912,000.00	153,912,000.00				153,912,000.00	68,135,168.17	35,979,601.75			104,094,769.92	46,567,641.50	42,604,898.52			89,187,540.02			49,817,230.08		14,922,229.50	
MOOE		153,912,000.00		153,912,000.00	153,912,000.00				153,912,000.00	68,135,168.17	35,979,601.75			104,094,769.92	46,567,641.50	42,604,898.52			89,187,540.02			49,817,230.08		14,922,229.50	
MOOE		153,912,000.00		153,912,000.00	153,912,000.00				153,912,000.00	68,135,168.17	35,979,601.75			104,094,769.92	46,567,641.50	42,604,898.52			89,187,540.02			49,817,230.08		14,922,229.50	
MOOE		153,912,000.00		153,912,000.00	153,912,000.00				153,912,000.00	68,135,168.17	35,979,601.75			104,094,769.92	46,567,641.50	42,604,898.52			89,187,540.02			49,817,230.08		14,922,229.50	
MOOE		153,912,000.00		153,912,000.00	153,912,000.00				153,912,000.00	68,135,168.17	35,979,601.75			104,094,769.92	46,567,641.50	42,604,898.52			89,187,540.02			49,817,230.08		14,922,229.50	
MOOE		153,912,000.00		153,912,000.00	153,912,000.00				153,912,000.00	68,135,168.17	35,979,601.75			104,094,769.92	46,567,641.50	42,604,898.52			89,187,540.02			49,817,230.08		14,922,229.50	
MOOE		153,912,000.00		153,912,000.00	153,912,000.00				153,912,000.00	68,135,168.17	35,979,601.75			104,094,769.92	46,567,641.50	42,604,898.52			89,187,540.02			49,817,230.08		14,922,229.50	
MOOE		153,912,000.00		153,912,000.00	153,912,000.00				153,912,000.00	68,135,168.17	35,979,601.75			104,094,769.92	46,567,641.50	42,604,898.52			89,187,540.02			49,817,230.08		14,922,229.50	
MOOE		153,912,000.00		153,912,000.00	153,912,000.00				153,912,000.00	68,135,168.17	35,979,601.75			104,094,769.92	46,567,641.50	42,604,898.52			89,187,540.02			49,817,230.08		14,922,229.50	
MOOE		153,912,000.00		153,912,000.00	153,912,000.00				153,912,000.00	68,135,168.17	35,979,601.75			104,094,769.92	46,567,641.50	42,604,898.52			89,187,540.02			49,817,230.08		14,922,229.50	
MOOE		153,912,000.00		153,912,000.00	153,912,000.																				




Particulars	UACS CODE	Authorized Appropriation	Adjustments (Transfer To)/From, Realignm	Adjusted Appropriations	Allotments Received	Adjustments (Withdrawal, Realignm)	Transfer To	Transfer From	Adjusted Total Allotments	1st Quarter Ending March 31	2nd Quarter Ending June 30	3rd Quarter Ending Sept. 30	4th Quarter Ending Dec. 31	Total	1st Quarter Ending March 31	2nd Quarter Ending June 30	3rd Quarter Ending Sept. 30	4th Quarter Ending Dec. 31	Total	Unreleased Appropriations	Unobligated Allotment	Unpaid Obligations (15-20) = (23+24)	
																						15= (11+12+13+14)	20= (16+17+18+19)
Implementation and Monitoring of PAMANA Project (s) - Concreting of Pagangan-Tubak-Valencia Tapodoc FMR, Alesan, North Cotabato	320100200465000	65,000,000.00	(64,025,000.00)	975,000.00	65,000,000.00	(64,025,000.00)			975,000.00	13,517.14	13,517.14			13,517.14					8,000.00	8,000.00	961,482.86		5,517.14
CO		65,000,000.00	(64,025,000.00)	975,000.00	65,000,000.00	(64,025,000.00)			975,000.00	13,517.14	13,517.14			13,517.14					8,000.00	8,000.00	961,482.86		5,517.14
Implementation and Monitoring of PAMANA Project (s) - Concreting of Brgy. Upper Mingading-Pagangan FMR, Alesan, North Cotabato	320100200467000	28,000,000.00	(25,610,000.00)	390,000.00	28,000,000.00	(25,610,000.00)			390,000.00	13,517.14	13,517.14			13,517.14					8,000.00	8,000.00	376,482.86		5,517.14
CO		28,000,000.00	(25,610,000.00)	390,000.00	28,000,000.00	(25,610,000.00)			390,000.00	13,517.14	13,517.14			13,517.14					8,000.00	8,000.00	376,482.86		5,517.14
Implementation and Monitoring of PAMANA Project (s) - Concreting of FMR, Sitio Padayog, Brgy Caslayan, Cabugao, Ilocos Sur	320100200468000	20,100,000.00	(19,798,500.00)	301,500.00	20,100,000.00	(19,798,500.00)			301,500.00	8,000.00	5,517.14			13,517.14	8,000.00				8,000.00	8,000.00	287,982.86		5,517.14
CO		20,100,000.00	(19,798,500.00)	301,500.00	20,100,000.00	(19,798,500.00)			301,500.00	8,000.00	5,517.14			13,517.14	8,000.00				8,000.00	8,000.00	287,982.86		5,517.14
Implementation and Monitoring of PAMANA Project (s) - Concreting of FMR, Brgy Aragan, Cabugao, Ilocos Sur	320100200469000	40,000,000.00	(39,400,000.00)	600,000.00	40,000,000.00	(39,400,000.00)			600,000.00	8,000.00	5,517.14			13,517.14	8,000.00				8,000.00	8,000.00	588,482.86		5,517.14
CO		40,000,000.00	(39,400,000.00)	600,000.00	40,000,000.00	(39,400,000.00)			600,000.00	8,000.00	5,517.14			13,517.14	8,000.00				8,000.00	8,000.00	588,482.86		5,517.14
Implementation and Monitoring of PAMANA Project (s) - Concreting of FMR, Pila-Sagayan - Daracal-Turod, Cabugao, Ilocos Sur	320100200470000	40,800,000.00	(40,188,000.00)	612,000.00	40,800,000.00	(40,188,000.00)			612,000.00	8,000.00	5,517.14			13,517.14	8,000.00				8,000.00	8,000.00	598,482.86		5,517.14
CO		40,800,000.00	(40,188,000.00)	612,000.00	40,800,000.00	(40,188,000.00)			612,000.00	8,000.00	5,517.14			13,517.14	8,000.00				8,000.00	8,000.00	598,482.86		5,517.14
Implementation and Monitoring of PAMANA Project (s) - Concreting of FMR, Amap-Turod Patac, Cabugao, Ilocos Sur	320100200471000	45,500,000.00	(44,817,500.00)	682,500.00	45,500,000.00	(44,817,500.00)			682,500.00	8,000.00	5,517.14			13,517.14	8,000.00				8,000.00	8,000.00	668,982.86		5,517.14
CO		45,500,000.00	(44,817,500.00)	682,500.00	45,500,000.00	(44,817,500.00)			682,500.00	8,000.00	5,517.14			13,517.14	8,000.00				8,000.00	8,000.00	668,982.86		5,517.14
Implementation and Monitoring of PAMANA Project (s) - Concreting of FMR, Bato-Reppaac, Cabugao, Ilocos Sur	320100200472000	16,930,000.00	(16,676,050.00)	253,950.00	16,930,000.00	(16,676,050.00)			253,950.00	8,000.00	5,517.14			13,517.14	8,000.00				8,000.00	8,000.00	240,432.86		5,517.14
CO		16,930,000.00	(16,676,050.00)	253,950.00	16,930,000.00	(16,676,050.00)			253,950.00	8,000.00	5,517.14			13,517.14	8,000.00				8,000.00	8,000.00	240,432.86		5,517.14
Implementation and Monitoring of PAMANA Project (s) - Concreting of FMR, Nagsantaan-Cellyaan, Cabugao, Ilocos Sur	320100200473000	19,500,000.00	(19,207,500.00)	292,500.00	19,500,000.00	(19,207,500.00)			292,500.00	8,000.00	5,517.14			13,517.14	8,000.00				8,000.00	8,000.00	278,982.86		5,517.14
CO		19,500,000.00	(19,207,500.00)	292,500.00	19,500,000.00	(19,207,500.00)			292,500.00	8,000.00	5,517.14			13,517.14	8,000.00				8,000.00	8,000.00	278,982.86		5,517.14
Implementation and Monitoring of PAMANA Project (s) - Concreting of FMR, Cabudaan-Maradodon, Cabugao, Ilocos Sur	320100200474000	40,700,000.00	(40,089,500.00)	610,500.00	40,700,000.00	(40,089,500.00)			610,500.00	8,000.00	5,517.14			13,517.14	8,000.00				8,000.00	8,000.00	596,982.86		5,517.14
CO		40,700,000.00	(40,089,500.00)	610,500.00	40,700,000.00	(40,089,500.00)			610,500.00	8,000.00	5,517.14			13,517.14	8,000.00				8,000.00	8,000.00	596,982.86		5,517.14
Implementation and Monitoring of PAMANA Project (s) - Concreting of FMR, Sitio Casel Brgy Maradodon, Cabugao, Ilocos Sur	320100200475000	11,000,000.00	(10,835,000.00)	165,000.00	11,000,000.00	(10,835,000.00)			165,000.00	8,000.00	5,517.14			13,517.14	8,000.00				8,000.00	8,000.00	151,482.86		5,517.14
CO		11,000,000.00	(10,835,000.00)	165,000.00	11,000,000.00	(10,835,000.00)			165,000.00	8,000.00	5,517.14			13,517.14	8,000.00				8,000.00	8,000.00	151,482.86		5,517.14
Implementation and Monitoring of PAMANA Project (s) - Concreting of FMR, Cabudaan-Aragan, Cabugao, Ilocos Sur	320100200476000	35,200,000.00	(34,672,000.00)	528,000.00	35,200,000.00	(34,672,000.00)			528,000.00	8,000.00	5,517.14			13,517.14	8,000.00				8,000.00	8,000.00	514,482.86		5,517.14
CO		35,200,000.00	(34,672,000.00)	528,000.00	35,200,000.00	(34,672,000.00)			528,000.00	8,000.00	5,517.14			13,517.14	8,000.00				8,000.00	8,000.00	514,482.86		5,517.14
Implementation and Monitoring of PAMANA Project (s) - Concreting of FMR, Sitio Tara-Tara, Brgy Sism, Cabugao, Ilocos Sur	320100200477000	7,900,000.00	(7,781,500.00)	118,500.00	7,900,000.00	(7,781,500.00)			118,500.00	8,000.00	5,517.14			13,517.14	8,000.00				8,000.00	8,000.00	104,982.86		5,517.14
CO		7,900,000.00	(7,781,500.00)	118,500.00	7,900,000.00	(7,781,500.00)			118,500.00	8,000.00	5,517.14			13,517.14	8,000.00				8,000.00	8,000.00	104,982.86		5,517.14
Implementation and Monitoring of PAMANA Project (s) - Concreting of FMR, Quezon - Alinaay - Sism, Cabugao, Ilocos Sur	320100200478000	45,000,000.00	(44,325,000.00)	675,000.00	45,000,000.00	(44,325,000.00)			675,000.00	8,000.00	5,517.14			13,517.14	8,000.00				8,000.00	8,000.00	661,482.86		5,517.14
CO		45,000,000.00	(44,325,000.00)	675,000.00	45,000,000.00	(44,325,000.00)			675,000.00	8,000.00	5,517.14			13,517.14	8,000.00				8,000.00	8,000.00	661,482.86		5,517.14
Implementation and Monitoring of PAMANA Project (s) - Concreting of FMR, Sitio Balw, Brgy Quezon, Cabugao, Ilocos Sur	320100200479000	11,800,000.00	(11,623,000.00)	177,000.00	11,800,000.00	(11,623,000.00)			177,000.00	8,000.00	5,517.14			13,517.14	8,000.00				8,000.00	8,000.00	163,482.86		5,517.14
CO		11,800,000.00	(11,623,000.00)	177,000.00	11,800,000.00	(11,623,000.00)			177,000.00	8,000.00	5,517.14			13,517.14	8,000.00				8,000.00	8,000.00	163,482.86		5,517.14
Implementation and Monitoring of PAMANA Project (s) - Concreting of FMR, Sitio Labut, Brgy Nagisacan, Cabugao, Ilocos Sur	320100200480000	20,700,000.00	(20,389,500.00)	310,500.00	20,700,000.00	(20,389,500.00)			310,500.00	8,000.00	5,517.14			13,517.14	8,000.00				8,000.00	8,000.00	296,982.86		5,517.14
CO		20,700,000.00	(20,389,500.00)	310,500.00	20,700,000.00	(20,389,500.00)			310,500.00	8,000.00	5,517.14			13,517.14	8,000.00				8,000.00	8,000.00	296,982.86		5,517.14
Implementation and Monitoring of PAMANA Project (s) - Concreting of FMR, Sitio Cbocob, Brgy Carusipan, Cabugao, Ilocos Sur	320100200481000	25,000,000.00	(24,625,000.00)	375,000.00	25,000,000.00	(24,625,000.00)			375,000.00	8,000.00	5,517.15			13,517.15	8,000.00				8,000.00	8,000.00	361,482.85		5,517.15
CO		25,000,000.00	(24,625,000.00)	375,000.00	25,000,000.00	(24,625,000.00)			375,000.00	8,000.00	5,517.15			13,517.15	8,000.00				8,000.00	8,000.00	361,482.85		5,517.15
Implementation and Monitoring of PAMANA Project (s) - Concreting of FMR, Brgy Pila, Cabugao, Ilocos Sur	320100200482000	37,000,000.00	(36,445,000.00)	555,000.00	37,000,000.00	(36,445,000.00)			555,000.00	8,000.00	5,517.15			13,517.15	8,000.00				8,000.00	8,000.00	541,482.85		5,517.15
CO		37,000,000.00	(36,445,000.00)	555,000.00	37,000,000.00	(36,445,000.00)			555,000.00	8,000.00	5,517.15			13,517.15	8,000.00				8,000.00	8,000.00	541,482.85		5,517.15
Implementation and Monitoring of PAMANA Project (s) - Construction of FMR, Sitio Casel Brgy Maradodon, Cabugao, Ilocos Sur leading to Nueva Era, Ilocos Norte	320100200483000	18,600,000.00	(18,321,000.00)	279,000.00	18,600,000.00	(18,321,000.00)			279,000.00	8,000.00	5,517.15			13,517.15	8,000.00				8,000.00	8,000.00	265,482.85		5,517.15
CO		18,600,000.00	(18,321,000.00)	279,000.00	18,600,000.00	(18,321,000.00)			279,000.00	8,000.00	5,517.15			13,517.15	8,000.00				8,000.00	8,000.00	265,482.85		5,517.15
Implementation and Monitoring of PAMANA Project (s) - Concreting of Masgo-Mentring -Inoma Road, Maigo, Lanao del Norte	320100200486000	120,000,000.00	(118,200,000.00)	1,800,000.00	120,000,000.00	(118,200,000.00)			1,800,000.00	16,859.85	16,859.85			16,859.85	16,859.85				11,342.70	11,342.70	1,783,140.15		5,517.15
CO		120,000,000.00	(118,200,000.00)	1,800,000.00	120,000,000.00	(118,200,000.00)			1,800,000.00	16,859.85	16,859.85			16,859.85	16,859.85				11,342.70	11,342.70	1,783,140.15		5,517.15
Implementation and Monitoring of PAMANA Project (s) - Concreting of Kawi-Paiton-Inudaran-Debayyan, Kauswagan, Lanao del Norte	320100200487000	140,000,000.00	(137,900,000.00)	2,100,000.00	140,000,000.00	(137,900,000.00)			2,100,000.00	16,85													

Particulars	UACS CODE	Authorized Appropriation	Adjustments (Transfer To/From, Realignment)	Adjusted Appropriations	Allotments Received	Adjustments (Withdrawal, Realignment)	Transfer To	Transfer From	Adjusted Total Allotments	1st Quarter	2nd Quarter	3rd Quarter	4th Quarter	Total	1st Quarter	2nd Quarter	3rd Quarter	4th Quarter	Total	Unreleased Appropriations	Unobligated Allotment	Unpaid Obligations (15-20) = (23+24)	
										Ending March 31	Ending June 30	Ending Sept. 30	Ending Dec. 31		Ending March 31	Ending June 30	Ending Sept. 30	Ending Dec. 31				Due and Demandable	Not Yet Due and Demandable
1	2	3	4	5=(3+4)	6	7	8	9	10=(8+9+7+4+9)	11	12	13	14	15= (11+12+13+14)	16	17	18	19	20= (16+17+18+19)	21=(5-10)	22=(19-15)	23	24
CO		10,000,000.00	(9,850,000.00)	150,000.00	10,000,000.00	(9,850,000.00)			150,000.00	10,000.00	5,517.15			15,517.15	10,000.00				10,000.00			134,482.85	5,517.15
Implementation and Monitoring of PAMANA Project (s) - Opening of Bahl, Maragusan, Compostela Valley-Manay, Davao Oriental Road with 1 Bridge, Maragusan, Compostela Valley	320100200507000	90,000,000.00	(88,650,000.00)	1,350,000.00	90,000,000.00	(88,650,000.00)			1,350,000.00		16,747.15			16,747.15		11,230.00			11,230.00			1,333,252.85	5,517.15
CO		90,000,000.00	(88,650,000.00)	1,350,000.00	90,000,000.00	(88,650,000.00)			1,350,000.00		16,747.15			16,747.15		11,230.00			11,230.00			1,333,252.85	5,517.15
Implementation and Monitoring of PAMANA Project (s) - Upgrading of Lambog-Capasnan-Rizal Provincial Road Leading to Tacanga FMR with Bridge, Manay, Davao Oriental	320100200508000	100,000,000.00	(98,500,000.00)	1,500,000.00	100,000,000.00	(98,500,000.00)			1,500,000.00		5,517.15			5,517.15								1,494,482.85	5,517.15
CO		100,000,000.00	(98,500,000.00)	1,500,000.00	100,000,000.00	(98,500,000.00)			1,500,000.00		5,517.15			5,517.15								1,494,482.85	5,517.15
Implementation and Monitoring of PAMANA Project (s) - Concreting of Existing Gravel Road, KM 25-Sito San Roque Road with Construction of 2 Bridges, Mahaba, Maribatang, Surigao del Sur	320100200509000	180,000,000.00	(177,300,000.00)	2,700,000.00	180,000,000.00	(177,300,000.00)			2,700,000.00		5,517.15			5,517.15								2,694,482.85	5,517.15
CO		180,000,000.00	(177,300,000.00)	2,700,000.00	180,000,000.00	(177,300,000.00)			2,700,000.00		5,517.15			5,517.15								2,694,482.85	5,517.15
Implementation and Monitoring of PAMANA Project (s) - Construction of Sitio Kapatagan, Mabuhay to Maltum (Irrigation Site)-Mahanon FMR with 2 Single Lane RCDG Bridge in Brgy Mabuhay, Tanday, Surigao del Sur	320100200510000	80,000,000.00	(78,800,000.00)	1,200,000.00	80,000,000.00	(78,800,000.00)			1,200,000.00		18,517.15			18,517.15		13,000.00			13,000.00			1,181,482.85	5,517.15
CO		80,000,000.00	(78,800,000.00)	1,200,000.00	80,000,000.00	(78,800,000.00)			1,200,000.00		18,517.15			18,517.15		13,000.00			13,000.00			1,181,482.85	5,517.15
Implementation and Monitoring of PAMANA Project (s) - Construction of Kauswagan-Bugdangan-Ferdinand-Sabud-Marang Road with Bridge, Loreto, Agusan del Sur - Phase II	320100200511000	200,000,000.00	(197,000,000.00)	3,000,000.00	200,000,000.00	(197,000,000.00)			3,000,000.00		13,517.15			13,517.15		8,000.00			8,000.00			2,986,482.85	5,517.15
CO		200,000,000.00	(197,000,000.00)	3,000,000.00	200,000,000.00	(197,000,000.00)			3,000,000.00		13,517.15			13,517.15		8,000.00			8,000.00			2,986,482.85	5,517.15
Implementation and Monitoring of PAMANA Project (s) - Concreting and Improvement of Balcasagao-Amdalao Road with Bridge, Pasil, Kalinga	320100200512000	52,000,000.00	(51,220,000.00)	780,000.00	52,000,000.00	(51,220,000.00)			780,000.00	10,000.00	10,947.15			20,947.15	10,000.00	5,430.00			15,430.00			759,052.85	5,517.15
CO		52,000,000.00	(51,220,000.00)	780,000.00	52,000,000.00	(51,220,000.00)			780,000.00	10,000.00	10,947.15			20,947.15	10,000.00	5,430.00			15,430.00			759,052.85	5,517.15
Implementation and Monitoring of PAMANA Project (s) - Opening and Concreting of F Batang (Santol, La Union) to Bacayaan-Camiong-Mocgao-Bagdeo Road with Concrete Bridge, Kibungan, Benguet	320100200513000	90,000,000.00	(88,650,000.00)	1,350,000.00	90,000,000.00	(88,650,000.00)			1,350,000.00	10,000.00	5,517.15			15,517.15	10,000.00			10,000.00			1,334,482.85	5,517.15	
CO		90,000,000.00	(88,650,000.00)	1,350,000.00	90,000,000.00	(88,650,000.00)			1,350,000.00	10,000.00	5,517.15			15,517.15	10,000.00			10,000.00			1,334,482.85	5,517.15	
-Total, Agency-Specific		5,883,823,000.00	(5,128,715,730.00)	755,107,270.00	5,883,823,000.00	(5,128,715,730.00)			755,107,270.00	176,435,931.38	201,894,007.85			378,230,309.44	140,341,924.12	198,663,597.35			339,009,156.26			376,870,965.77	39,230,782.97
DOE		158,615,000.00		158,615,000.00	158,615,000.00				158,615,000.00	26,457,431.42	34,901,915.80			61,359,347.22	26,457,431.42	34,901,915.80			60,908,712.72			97,255,652.78	450,634.50
DOE		503,390,000.00		503,390,000.00	503,390,000.00				503,390,000.00	149,532,285.96	164,917,803.10			314,450,089.06	113,438,278.70	163,082,337.89			276,520,616.59			188,939,910.94	37,929,472.47
DOE		5,221,818,000.00	(5,128,715,730.00)	93,102,270.00	5,221,818,000.00	(5,128,715,730.00)			93,102,270.00	446,214.00	1,980,654.16			2,426,868.16	446,214.00	1,129,978.16			1,576,192.16			90,675,401.84	850,676.00
Automatic Appropriations																							
Special Purpose Fund																							
Pension and Gratuity Fund	01101407		93,635.00	93,635.00	93,635.00				93,635.00		93,634.79			93,634.79		93,634.79			93,634.79			21	
Pension and Gratuity Fund	4000000000000000		93,635.00	93,635.00	93,635.00				93,635.00		93,634.79			93,634.79		93,634.79			93,634.79			21	
For payment of monetization of leave credits	4008000000000000		93,635.00	93,635.00	93,635.00				93,635.00		93,634.79			93,634.79		93,634.79			93,634.79			21	
PS			93,635.00	93,635.00	93,635.00				93,635.00		93,634.79			93,634.79		93,634.79			93,634.79			21	
-Total, SPF			93,635.00	93,635.00	93,635.00				93,635.00		93,634.79			93,634.79		93,634.79			93,634.79			21	
AND TOTAL		5,883,823,000.00	(5,128,622,095.00)	755,200,905.00	5,883,916,635.00	(5,128,715,730.00)			755,200,905.00	176,435,931.38	201,894,007.85			378,230,309.44	140,341,924.12	198,757,232.14			339,099,156.26			376,870,965.77	39,230,782.97
DOE		158,615,000.00		158,708,635.00	158,708,635.00				158,708,635.00	26,457,431.42	34,995,550.59			61,452,982.01	26,457,431.42	34,946,916.09			61,002,347.51			97,255,652.99	450,634.50
DOE		503,390,000.00		503,390,000.00	503,390,000.00				503,390,000.00	149,532,285.96	164,917,803.10			314,450,089.06	113,438,278.70	163,082,337.89			276,520,616.59			188,939,910.94	37,929,472.47
DOE		5,221,818,000.00	(5,128,715,730.00)	93,102,270.00	5,221,818,000.00	(5,128,715,730.00)			93,102,270.00	446,214.00	1,980,654.16			2,426,868.16	446,214.00	1,129,978.16			1,576,192.16			90,675,401.84	850,676.00

Certified Correct:  
  
 Analoto, Melanie  
 Budget Officer  
 Date: 27/Jul/2018

Certified Correct:  
  
 Cretencio, Susima  
 Chief Accountant  
 Date: 27/Jul/2018

Recommended By:  
  
 Bacday, Yeshter Donn P.  
 Director, FMS  
 Date: 27/Jul/2018

Approved By:  
  
 Dureza, Jesus  
 Agency Head/Department  
 Date: 27/Jul/2018