

STATEMENT OF APPROPRIATIONS, ALLOTMENTS, OBLIGATIONS, DISBURSEMENTS AND BALANCES
as of the month ending June 30, 2017

Department : Other Executive Office (OEO)
Agency : Office of the Presidential Adviser on the Peace Process (OPAPP)
Operating Unit

Organization Code (UACS) : 26 026 0000000





Funding Source Code (as Clustered) : 101

CURRENT YEAR APPROPRIATIONS
SUPPLEMENTAL APPROPRIATIONS
CONTINUING APPROPRIATIONS

PARTICULARS	UACS CODE	APPROPRIATIONS			ALLOTMENTS					CURRENT YEAR OBLIGATIONS					CURRENT YEAR DISBURSEMENTS					BALANCES			
		AUTHORIZED APPROPRIATION	ADJUSTMENTS (TRANSFER TO/FROM REALIGNMENT)	ADJUSTED APPROPRIATIONS	ALLOTMENTS RECEIVED	ADJUSTMENTS (WITHDRAWAL REALIGNMENT)	TRANSFER TO	TRANSFER FROM	ADJUSTED TOTAL ALLOTMENTS	1ST QTR ENDING MARCH 31	2ND QTR ENDING JUNE 30	3RD QTR ENDING SEPT 30	4TH QTR ENDING DEC 31	TOTAL	1ST QTR ENDING MARCH 31	2ND QTR ENDING JUNE 30	3RD QTR ENDING SEPT 30	4TH QTR ENDING DEC 31	TOTAL	UNRELEASSED APPROPRIATIONS	UNOBLIGATED ALLOTMENT	UNPAID OBLIGATIONS (15-20) = (23+24)	
																						DUE AND DEMANDABLE	NOT YET DUE AND DEMANDABLE
1	2	3	4	5 = 3+4	6	7	8	9	10 = [(6+7)+8+9]	11	12	13	14	15 = (11+12+13+14)	16	17	18	19	20 = (16+17+18+19)	21 = (5-10)	22 = (10-15)	23	24
I. AGENCY SPECIFIC BUDGET																							
General Administration and Support Services on the Comprehensive Peace Process		194,275,000.00	-	194,275,000.00	194,275,000.00	-	-	-	194,275,000.00	51,170,873.06	41,406,428.43	-	-	92,577,301.49	43,789,101.01	41,419,224.90	-	-	85,208,325.91	-	101,697,698.51	7,368,975.58	-
PAP		-	-	-	-	-	-	-	-	-	-	-	-	-	-	-	-	-	-	-	-	-	-
PS 50100000		59,209,000.00	-	59,209,000.00	59,209,000.00	-	-	-	59,209,000.00	12,033,281.16	14,375,938.74	-	-	26,409,219.90	12,033,281.16	14,335,926.24	-	-	26,369,207.40	-	32,799,780.10	40,012.50	-
MOOE 50200000		135,066,000.00	-	135,066,000.00	135,066,000.00	-	-	-	135,066,000.00	39,137,591.90	27,030,489.69	-	-	66,168,081.59	31,755,819.85	27,083,298.66	-	-	58,839,118.51	-	68,897,918.41	7,328,963.08	-
Fin. Exp 50300000		-	-	-	-	-	-	-	-	-	-	-	-	-	-	-	-	-	-	-	-	-	-
CO 50600000		-	-	-	-	-	-	-	-	-	-	-	-	-	-	-	-	-	-	-	-	-	-
Operations		395,724,000.00	-	395,724,000.00	395,724,000.00	-	-	-	395,724,000.00	71,261,934.15	87,924,577.42	-	-	159,186,511.57	61,040,289.21	67,995,267.56	-	-	129,035,556.77	-	236,537,488.43	30,150,954.80	-
MFO 1 - Technical Advisory and Support Services on the Comprehensive Peace Process																							
PAP		-	-	-	-	-	-	-	-	-	-	-	-	-	-	-	-	-	-	-	-	-	-
PS 50100000		63,581,000.00	-	63,581,000.00	63,581,000.00	-	-	-	63,581,000.00	9,813,963.83	13,314,531.91	-	-	23,128,495.74	9,813,963.83	13,297,944.41	-	-	23,111,908.24	-	40,452,504.26	16,587.50	-
MOOE 50200000		321,172,000.00	-	321,172,000.00	321,172,000.00	-	-	-	321,172,000.00	61,447,970.32	74,588,045.51	-	-	136,036,015.83	51,226,325.38	54,675,323.15	-	-	105,901,648.53	-	185,135,984.17	30,134,367.30	-
Fin. Exp 50300000		-	-	-	-	-	-	-	-	-	-	-	-	-	-	-	-	-	-	-	-	-	-
CO 50600000		10,971,000.00	-	10,971,000.00	10,971,000.00	-	-	-	10,971,000.00	-	22,000.00	-	-	22,000.00	-	22,000.00	-	-	22,000.00	-	10,949,000.00	-	-
Locally Funded Projects (NORMALIZATION & PAMANAN)		7,472,520,000.00	-	7,472,520,000.00	7,472,520,000.00	-	-	-	7,472,520,000.00	2,951,918,022.19	1,295,779,083.75	-	-	4,247,697,105.94	23,431,651.67	13,333,810.58	-	-	36,765,462.25	-	3,224,822,894.06	4,210,931,643.69	-
PAP		-	-	-	-	-	-	-	-	-	-	-	-	-	-	-	-	-	-	-	-	-	-
PS 50100000		-	-	-	-	-	-	-	-	1,659,302.77	1,714,113.94	-	-	3,373,416.71	1,659,302.77	1,711,151.44	-	-	3,370,454.21	-	(3,373,416.71)	2,962.50	-
MOOE 50200000		4,000,487,000.00	-	4,000,487,000.00	4,000,487,000.00	-	-	-	4,000,487,000.00	1,097,282,279.42	25,278,989.81	-	-	1,122,561,269.23	20,054,108.50	11,021,679.14	-	-	31,075,788.04	-	2,877,925,730.77	1,091,485,481.19	-
Fin. Exp 50300000		-	-	-	-	-	-	-	-	-	-	-	-	-	-	-	-	-	-	-	-	-	-
CO 50600000		3,472,033,000.00	-	3,472,033,000.00	3,472,033,000.00	-	-	-	3,472,033,000.00	1,852,976,440.00	1,268,785,980.00	-	-	3,121,762,420.00	1,718,240.00	600,980.00	-	-	2,319,220.00	-	350,270,580.00	3,119,443,200.00	-
Foreign Assisted Projects																							
PAP		-	-	-	-	-	-	-	-	-	-	-	-	-	-	-	-	-	-	-	-	-	-
PS 50100000		-	-	-	-	-	-	-	-	-	-	-	-	-	-	-	-	-	-	-	-	-	-
MOOE 50200000		-	-	-	-	-	-	-	-	-	-	-	-	-	-	-	-	-	-	-	-	-	-
Fin. Exp 50300000		-	-	-	-	-	-	-	-	-	-	-	-	-	-	-	-	-	-	-	-	-	-
CO 50600000		-	-	-	-	-	-	-	-	-	-	-	-	-	-	-	-	-	-	-	-	-	-
SUB-TOTAL, AGENCY SPECIFIC BUDGET		8,062,519,000.00	-	8,062,519,000.00	8,062,519,000.00	-	-	-	8,062,519,000.00	3,074,350,829.40	1,425,110,089.60	-	-	4,499,460,919.00	128,261,041.89	122,748,303.04	-	-	251,009,344.93	-	3,563,058,081.00	4,248,451,574.07	-
PS 50100000		122,790,000.00	-	122,790,000.00	122,790,000.00	-	-	-	122,790,000.00	23,506,547.76	29,404,584.59	-	-	52,911,132.35	23,506,547.76	29,345,022.09	-	-	52,851,569.85	-	69,878,867.65	59,562.50	-
MOOE 50200000		4,456,725,000.00	-	4,456,725,000.00	4,456,725,000.00	-	-	-	4,456,725,000.00	1,197,867,841.64	126,897,525.01	-	-	1,324,765,366.65	103,036,254.13	92,780,300.95	-	-	195,816,555.08	-	3,131,959,633.35	1,128,948,811.57	-
Fin. Exp 50300000		-	-	-	-	-	-	-	-	-	-	-	-	-	-	-	-	-	-	-	-	-	-
CO 50600000		3,483,004,000.00	-	3,483,004,000.00	3,483,004,000.00	-	-	-	3,483,004,000.00	1,852,976,440.00	1,268,807,980.00	-	-	3,121,784,420.00	1,718,240.00	622,980.00	-	-	2,341,220.00	-	361,219,580.00	3,119,443,200.00	-
II. SPECIAL PURPOSE FUND (MPBF)																							
PS 50100000		-	923,913.00	923,913.00	923,913.00	-	-	-	923,913.00	816,850.63	107,004.88	-	-	923,855.51	816,850.63	78,243.17	-	-	895,093.80	-	57.49	28,761.71	-
MOOE 50200000		-	923,913.00	923,913.00	923,913.00	-	-	-	923,913.00	816,850.63	107,004.88	-	-	923,855.51	816,850.63	78,243.17	-	-	895,093.80	-	57.49	28,761.71	-
SUB-TOTAL, SPECIAL PURPOSE FUND		-	923,913.00	923,913.00	923,913.00	-	-	-	923,913.00	816,850.63	107,004.88	-	-	923,855.51	816,850.63	78,243.17	-	-	895,093.80	-	57.49	28,761.71	-

PARTICULARS	UACS CODE	APPROPRIATIONS			ALLOTMENTS					CURRENT YEAR OBLIGATIONS					CURRENT YEAR DISBURSEMENTS					BALANCES																								
		AUTHORIZED APPROPRIATION	ADJUSTMENTS (TRANSFER TO/FROM REALIGNMENT)	ADJUSTED APPROPRIATIONS	ALLOTMENTS RECEIVED	ADJUSTMENTS (WITHDRAWAL REALIGNMENT)	TRANSFER TO	TRANSFER FROM	ADJUSTED TOTAL ALLOTMENTS	1ST QTR ENDING MARCH 31	2ND QTR ENDING JUNE 30	3RD QTR ENDING SEPT 30	4TH QTR ENDING DEC 31	TOTAL	1ST QTR ENDING MARCH 31	2ND QTR ENDING JUNE 30	3RD QTR ENDING SEPT 30	4TH QTR ENDING DEC 31	TOTAL	UNRELEASED APPROPRIATIONS	UNOBLIGATED ALLOTMENT	UNPAID OBLIGATIONS (15-20) = (23+24)																						
																						DUE AND DEMANDABLE	NOT YET DUE AND DEMANDABLE																					
III. PRIOR YEAR'S APPROPRIATION - CONTINUING APPROPRIATION - REGULAR FUND GAA RA 10651																																												
MOOE	502000000	-	-	-	-	-	-	-	-	-	-	-	-	-	-	-	-	-	-	-	-																							
CO	506000000	-	-	-	-	-	-	-	-	-	-	-	-	-	-	-	-	-	-	-	-																							
SUB-TOTAL, PRIOR YEAR'S APPROPRIATION - CONTINUING APPROPRIATION - REGULAR FUND GAA RA 10651																																												
GRAND TOTAL		8,062,519,000.00	923,913.00	8,063,442,913.00	8,063,442,913.00	-	-	-	8,063,442,913.00	3,075,167,680.03	1,425,217,094.48	-	-	4,500,384,774.51	129,077,892.52	122,826,546.21	-	-	251,904,438.73	-	3,563,058,138.49	4,248,480,335.78	-																					
PS	501000000	122,790,000.00	923,913.00	123,713,913.00	123,713,913.00	-	-	-	123,713,913.00	24,323,398.39	29,511,589.47	-	-	53,834,987.86	24,323,398.39	29,423,265.26	-	-	53,746,663.65	-	69,878,925.14	88,324.21	-																					
MOOE	502000000	4,456,725,000.00	-	4,456,725,000.00	4,456,725,000.00	-	-	-	4,456,725,000.00	1,197,867,841.64	126,897,525.01	-	-	1,324,765,366.65	103,036,254.13	92,780,300.95	-	-	195,816,555.08	-	3,131,959,633.35	1,128,948,811.57	-																					
Fin. Exp	503000000	-	-	-	-	-	-	-	-	-	-	-	-	-	-	-	-	-	-	-	-	-	-																					
CO	506000000	3,483,004,000.00	-	3,483,004,000.00	3,483,004,000.00	-	-	-	3,483,004,000.00	1,852,976,440.00	1,268,807,980.00	-	-	3,121,784,420.00	1,718,240.00	622,980.00	-	-	2,341,220.00	-	361,219,580.00	3,119,443,200.00	-																					
RECAPITULATION BY MFO																																												
MFO 1		8,062,519,000.00	923,913.00	8,063,442,913.00	8,063,442,913.00	-	-	-	8,063,442,913.00	3,075,167,680.03	1,425,217,094.48	-	-	4,500,384,774.51	129,077,892.52	122,826,546.21	-	-	251,904,438.73	-	3,563,058,138.49	4,248,480,335.78	-																					
MFO 1		8,062,519,000.00	923,913.00	8,063,442,913.00	8,063,442,913.00	-	-	-	8,063,442,913.00	3,075,167,680.03	1,425,217,094.48	-	-	4,500,384,774.51	129,077,892.52	122,826,546.21	-	-	251,904,438.73	-	3,563,058,138.49	4,248,480,335.78	-																					
Technical Advisory and Support Services on the Comprehensive Peace Process																																												
OF WHICH:																																												
MAJOR PROGRAM/PROJECTS																																												
KRA NO.																																												
Just and Lasting Peace and the Rule of Law																																												

CERTIFIED CORRECT CERTIFIED CORRECT RECOMMENDING APPROVAL APPROVED BY: DATE:

MELANIE B. MANALOTO
 ADMINISTRATIVE OFFICER V

SUSIMA A. CRETENACIO
 ACCOUNTANT III

ATTY. YESENIA P. BACCAY
 DIRECTOR IV

SECRETARY JESUS G. DUREZA
 PRESIDENTIAL ADVISER ON THE PEACE PROCESS