

STATEMENT OF APPROPRIATIONS, ALLOTMENTS, OBLIGATIONS, DISBURSEMENTS AND BALANCES BY OBJECT OF EXPENDITURES  
as of the month ending September 30, 2017

	CURRENT YEAR APPROPRIATIONS
	SUPPLEMENTAL APPROPRIATIONS
	CONTINUING APPROPRIATIONS


Department : Other Executive Office (OEO)  
 Agency : Office of the Presidential Adviser on the Peace Process (OPAPP)  
 Operating Unit  
 Organization Code (UACS) : 26 026 0000000  
 Funding Source Code (as Clustered) : 101


PARTICULARS	UACS CODE	APPROPRIATIONS			ALLOTMENTS					CURRENT YEAR OBLIGATIONS					CURRENT YEAR DISBURSEMENTS					BALANCES				
		AUTHORIZED APPROPRIATION	ADJUSTMENTS (TRANSFER TO/FROM REALIGNMENT)	ADJUSTED APPROPRIATIONS	ALLOTMENTS RECEIVED	ADJUSTMENTS (WITHDRAWAL REALIGNMENT)	TRANSFER TO	TRANSFER FROM	ADJUSTED TOTAL ALLOTMENTS	1ST QTR ENDING MARCH 31	2ND QTR ENDING JUNE 30	3RD QTR ENDING SEPT 30	4TH QTR ENDING DEC 31	TOTAL	1ST QTR ENDING MARCH 31	2ND QTR ENDING JUNE 30	3RD QTR ENDING SEPT 30	4TH QTR ENDING DEC 31	TOTAL	UNRELEASED APPROPRIATIONS	UNOBLIGATED ALLOTMENT	UNPAID OBLIGATIONS (15-20) = (23+24)		
1	2	3	4	5 = 3+4	6	7	8	9	10 = [(6+)-(7)-8+9]	11	12	13	14	15 = (11+12+13+14)	16	17	18	19	20 = (16+17+18+19)	21 = (5-10)	22 = (10-15)	23	24	
<b>SUMMARY</b>																								
<b>AGENCY SPECIFIC BUDGET</b>		8,062,519,000.00	-	8,062,519,000.00	8,062,519,000.00	-	-	-	8,062,519,000.00	3,074,350,829.40	1,425,110,089.60	1,353,504,836.88	-	5,852,965,755.88	128,261,041.89	122,748,303.04	139,140,615.04	-	390,149,959.97	-	2,209,553,244.12	-	-	
<b>PERSONAL SERVICES</b>		122,790,000.00	-	122,790,000.00	122,790,000.00	-	-	-	122,790,000.00	23,506,547.76	29,404,584.59	24,302,934.17	-	77,214,066.52	23,506,547.76	29,345,022.09	24,362,496.66	-	77,214,066.51	-	45,575,933.48	-	-	
Salaries and Wages - Casual / Contractual	50101020 00	83,301,000.00	(2,244,618.65)	81,056,381.35	83,301,000.00	(2,244,618.65)	-	-	81,056,381.35	17,895,204.97	18,232,521.70	18,761,824.79	-	54,889,551.46	17,895,204.97	18,232,521.70	18,761,824.78	-	54,889,551.45	-	26,166,829.89	-	-	
RA - Civilian	50102010 00	4,224,000.00	-	4,224,000.00	4,224,000.00	-	-	-	4,224,000.00	843,612.91	850,032.26	871,866.67	-	2,565,511.84	843,612.91	850,032.26	871,866.67	-	2,565,511.84	-	1,658,488.16	-	-	
Representation Allowance	50102020 00	6,432,000.00	-	6,432,000.00	6,432,000.00	-	-	-	6,432,000.00	871,500.00	849,500.00	878,500.00	-	2,599,500.00	871,500.00	869,500.00	888,500.00	-	2,629,500.00	-	3,832,500.00	-	-	
Transportation allowance	50102030 00	-	903,000.00	903,000.00	-	903,000.00	-	-	903,000.00	318,000.00	300,000.00	285,000.00	-	903,000.00	318,000.00	260,000.00	295,000.00	-	873,000.00	-	-	-	-	
Travel Allowance - Allowance Civilian	50102040 00	880,000.00	-	880,000.00	880,000.00	-	-	-	880,000.00	685,000.00	-	15,000.00	-	700,000.00	685,000.00	-	15,000.00	-	700,000.00	-	180,000.00	-	-	
Travel Allowance - Civilian	50102100 01	1,130,000.00	(610,972.74)	519,027.26	1,130,000.00	(610,972.74)	-	-	519,027.26	58,543.00	177,935.00	159,958.00	-	396,436.00	58,543.00	177,935.00	159,958.00	-	396,436.00	-	122,591.26	-	-	
Travel - End Bonus - Civilian	50102140 00	13,908,000.00	-	13,908,000.00	13,908,000.00	-	-	-	13,908,000.00	55,755.90	6,012,964.00	43,127.00	-	6,111,846.90	55,755.90	6,012,964.00	43,127.00	-	6,111,846.90	-	7,796,153.10	-	-	
Travel Gift - Civilian	50102150 00	880,000.00	-	880,000.00	880,000.00	-	-	-	880,000.00	24,453.60	18,761.60	70,947.80	-	114,163.00	24,453.60	18,761.60	70,947.80	-	114,163.00	-	765,837.00	-	-	
Travel Bonuses - PEI	50102990 12	880,000.00	-	880,000.00	880,000.00	-	-	-	880,000.00	-	-	-	-	-	-	-	-	-	-	-	880,000.00	-	-	
Travel Bonuses - PBB	50102990 14	-	-	-	-	-	-	-	-	-	-	-	-	-	-	-	-	-	-	-	-	-	-	
Travel & Retirement Insurance Contribution	50103010 00	10,013,000.00	-	10,013,000.00	10,013,000.00	-	-	-	10,013,000.00	2,046,475.26	2,113,519.98	2,179,633.19	-	6,339,628.43	2,046,475.26	2,113,519.98	2,179,633.19	-	6,339,628.43	-	3,673,371.57	-	-	
Travel - Big Contribution	50103020 00	211,000.00	-	211,000.00	211,000.00	-	-	-	211,000.00	41,500.00	41,600.00	42,200.00	-	125,300.00	41,500.00	41,600.00	42,200.00	-	125,300.00	-	85,700.00	-	-	
Travel - Health Contribution	50103030 00	720,000.00	-	720,000.00	720,000.00	-	-	-	720,000.00	127,912.50	128,125.00	134,200.00	-	390,237.50	127,912.50	88,562.50	173,762.50	-	390,237.50	-	329,762.50	-	-	
Travel - Pension	50103040 00	211,000.00	-	211,000.00	211,000.00	-	-	-	211,000.00	41,200.00	42,100.00	43,000.00	-	126,300.00	41,200.00	42,100.00	43,000.00	-	126,300.00	-	84,700.00	-	-	
Travel - Vacation and Sick Leave Benefits	50104030 00	-	-	-	-	-	-	-	-	-	-	-	-	-	-	-	-	-	-	-	-	-	-	
Travel - Personnel Benefits - Netization	50104990 99	-	65,000.00	65,000.00	-	65,000.00	-	-	65,000.00	15,000.00	25,000.00	25,000.00	-	65,000.00	15,000.00	25,000.00	25,000.00	-	65,000.00	-	-	-	-	
Travel - Overtime Pay	50102130 01	-	1,887,591.39	1,887,591.39	-	1,887,591.39	-	-	1,887,591.39	482,389.62	612,525.05	792,676.72	-	1,887,591.39	482,389.62	612,525.05	792,676.72	-	1,887,591.39	-	-	-	-	
<b>MAINTENANCE &amp; OTHER OPERATING EXPENSES</b>		4,456,725,000.00	-	4,456,725,000.00	4,456,725,000.00	-	-	-	4,456,725,000.00	1,197,867,841.64	126,897,525.01	1,046,775,079.71	-	2,371,540,446.36	103,036,254.13	92,780,300.95	112,183,295.38	-	307,999,850.46	-	2,085,184,553.64	-	-	
Printing Expenses - Local	50201010 00	329,269,000.00	(2,206,389.61)	327,062,610.39	329,269,000.00	(2,206,389.61)	-	-	327,062,610.39	12,080,105.00	18,584,882.42	22,699,016.09	-	53,364,003.51	10,961,113.37	15,929,542.60	19,564,153.47	-	46,454,809.44	-	273,698,606.88	-	-	
Printing Expenses - Foreign	50201020 00	134,296,000.00	-	134,296,000.00	134,296,000.00	-	-	-	134,296,000.00	12,069,247.31	13,557,845.05	(310,909.19)	-	25,316,183.17	8,965,207.18	13,311,896.86	1,900,387.78	-	24,177,491.82	-	108,979,816.83	-	-	
Printing Expenses	50202010 00	104,528,000.00	-	104,528,000.00	104,528,000.00	-	-	-	104,528,000.00	2,397,224.09	2,330,530.22	3,776,957.19	-	8,504,711.50	1,433,624.09	2,529,798.58	2,283,321.23	-	6,246,743.90	-	96,023,288.50	-	-	
Printing - Supplies	50203010 00	9,667,000.00	799,007.25	10,466,007.25	9,667,000.00	799,007.25	-	-	10,466,007.25	3,013,721.47	2,594,334.21	4,857,951.57	-	10,466,007.25	1,314,910.62	3,217,633.20	3,124,728.39	-	7,657,272.21	-	-	-	-	
Printing - Expendable Machinery Office Equipment Expenses	50203210 00	-	-	-	-	-	-	-	-	-	-	-	-	-	-	-	-	-	-	-	-	-	-	
Printing - Expendable Machinery Office Equipment Expenses-ITC	50203210 03	-	165,610.00	165,610.00	-	165,610.00	-	-	165,610.00	69,000.00	87,900.00	8,710.00	-	165,610.00	19,000.00	87,900.00	8,710.00	-	115,610.00	-	-	-	-	
Printing - Expendable Machinery and Equipment Expenses	50203210 02	-	359,362.00	359,362.00	-	359,362.00	-	-	359,362.00	53,500.00	250,575.00	55,287.00	-	359,362.00	3,500.00	250,575.00	55,287.00	-	309,362.00	-	-	-	-	


PARTICULARS	UACS CODE	APPROPRIATIONS			ALLOTMENTS					CURRENT YEAR OBLIGATIONS					CURRENT YEAR DISBURSEMENTS					BALANCES			
		AUTHORIZED APPROPRIATION	ADJUSTMENTS (TRANSFER TO/FROM REALIGNMENT)	ADJUSTED APPROPRIATIONS	ALLOTMENTS RECEIVED	ADJUSTMENTS (WITHDRAWAL REALIGNMENT)	TRANSFERTO	TRANSFER FROM	ADJUSTED TOTAL ALLOTMENTS	1ST QTR ENDING MARCH 31	2ND QTR ENDING JUNE 30	3RD QTR ENDING SEPT 30	4TH QTR ENDING DEC 31	TOTAL	1ST QTR ENDING MARCH 31	2ND QTR ENDING JUNE 30	3RD QTR ENDING SEPT 30	4TH QTR ENDING DEC 31	TOTAL	UNRELEASED APPROPRIATIONS	UNOBLIGATED ALLOTMENT	UNPAID OBLIGATIONS (15-20) = (23+24)	
																						DUE AND DEMANDABLE	NOT YET DUE AND DEMANDABLE
emi-Expendable Furnitures and Fixtures	50203220 01	-	683,790.00	683,790.00	-	683,790.00	-	683,790.00	325,250.00	269,600.00	88,940.00	-	683,790.00	311,250.00	269,600.00	102,940.00	-	683,790.00	-	-	-	-	
emi-Expendable Machinery and Office Equipment Expenses-Communication Expenses	50203210 07	-	44,700.00	44,700.00	-	44,700.00	-	44,700.00	-	29,800.00	14,900.00	-	44,700.00	-	29,800.00	14,900.00	-	44,700.00	-	-	-	-	
Drugs and Medicines Expenses	50203070 00	780,000.00	-	780,000.00	780,000.00	-	-	780,000.00	44,000.00	17,661.96	45,210.00	-	106,871.96	-	16,661.96	1,808.40	-	18,470.36	-	673,128.04	-	-	
Medical, dental and laboratory Supplies Expenses	50203080 00	300,000.00	-	300,000.00	300,000.00	-	-	300,000.00	-	153.75	-	-	153.75	-	153.75	-	-	153.75	-	299,846.25	-	-	
Fuel, Oil and Lubricants	50203090 00	25,626,000.00	(5,386,852.60)	20,239,147.40	25,626,000.00	(5,386,852.60)	-	20,239,147.40	1,659,652.96	1,684,812.14	1,966,750.91	-	5,311,216.01	795,150.72	1,383,324.49	1,526,113.51	-	3,704,588.72	-	14,927,931.39	-	-	
Agricultural Supplies	50203100 00	-	-	-	-	-	-	-	-	-	-	-	-	-	-	-	-	-	-	-	-	-	
Other Supplies and Materials	50203990 00	41,862,000.00	-	41,862,000.00	41,862,000.00	-	-	41,862,000.00	232,959.02	126,783.90	183,018.37	-	542,761.29	95,109.02	128,914.90	438,508.11	-	662,532.03	-	41,319,238.71	-	-	
Chemical and Filtering Supplies Expenses	50203130 00	-	89,000.00	89,000.00	-	89,000.00	-	89,000.00	89,000.00	-	-	-	89,000.00	-	89,000.00	-	-	89,000.00	-	-	-	-	
Water Expenses	50204010 00	4,127,000.00	-	4,127,000.00	4,127,000.00	-	-	4,127,000.00	402,935.63	347,061.86	664,581.83	-	1,414,579.32	380,419.46	367,134.05	417,861.83	-	1,165,415.34	-	2,712,420.68	-	-	
Electricity Expenses	50204020 00	4,933,000.00	3,008,214.41	7,941,214.41	4,933,000.00	3,008,214.41	-	7,941,214.41	2,528,097.78	2,813,095.57	2,600,021.06	-	7,941,214.41	2,428,624.85	2,840,459.84	2,600,521.06	-	7,869,605.75	-	-	-	-	
Cooking Gas	50204000 00	-	-	-	-	-	-	-	-	-	-	-	-	-	-	-	-	-	-	-	-	-	
Postage and Courier Services	50205010 00	1,682,000.00	-	1,682,000.00	1,682,000.00	-	-	1,682,000.00	69,374.55	55,522.95	76,029.00	-	200,926.50	8,614.55	44,782.95	73,029.00	-	126,426.50	-	1,481,073.50	-	-	
Telephone Expenses	50205020 02	10,411,000.00	-	10,411,000.00	10,411,000.00	-	-	10,411,000.00	578,590.00	543,996.14	558,690.62	-	1,681,276.76	575,390.00	543,996.14	554,347.34	-	1,673,733.48	-	8,729,723.24	-	-	
Mobile Expenses	50205020 01	11,001,000.00	-	11,001,000.00	11,001,000.00	-	-	11,001,000.00	879,308.73	774,789.90	974,401.81	-	2,628,500.44	592,448.73	769,449.90	969,235.08	-	2,331,133.71	-	8,372,499.56	-	-	
Internet Subscription Expenses	50205030 00	4,541,000.00	-	4,541,000.00	4,541,000.00	-	-	4,541,000.00	718,671.20	387,200.08	576,613.95	-	1,682,485.23	718,671.20	387,200.08	577,599.96	-	1,683,471.24	-	2,858,514.77	-	-	
Telex, Satellite Telegraph and Radio Expenses	50205040 00	744,000.00	-	744,000.00	744,000.00	-	-	744,000.00	84,452.81	97,716.40	(3.28)	-	182,165.93	49,452.81	97,716.40	24,996.72	-	172,165.93	-	561,834.07	-	-	
Advertising Expenses	50299010 00	4,064,000.00	-	4,064,000.00	4,064,000.00	-	-	4,064,000.00	-	11,424.00	174,687.20	-	186,111.20	-	11,424.00	156,687.20	-	168,111.20	-	3,877,888.80	-	-	
Printing Expenses	50299020 00	19,580,000.00	-	19,580,000.00	19,580,000.00	-	-	19,580,000.00	53,987.00	148,264.80	421,308.25	-	623,560.05	4,407.00	180,344.80	462,869.25	-	647,621.05	-	18,956,439.95	-	-	
Rent - Building and Structures	50299050 01	32,949,000.00	-	32,949,000.00	32,949,000.00	-	-	32,949,000.00	8,640,479.77	6,265,905.81	15,340,939.76	-	30,247,325.34	7,157,218.94	6,131,616.50	7,658,390.36	-	20,947,225.80	-	2,701,674.66	-	-	
Representation Expenses	50299030 00	152,879,000.00	-	152,879,000.00	152,879,000.00	-	-	152,879,000.00	5,911,433.32	4,371,403.90	6,028,222.47	-	16,311,059.69	3,060,599.33	4,513,594.90	6,647,355.33	-	14,221,549.56	-	136,567,940.31	-	-	
Transportation Allowance	50299040 00	12,908,000.00	-	12,908,000.00	12,908,000.00	-	-	12,908,000.00	5,500.00	(5,500.00)	-	-	-	-	-	-	-	-	-	12,908,000.00	-	-	
Description Expenses	50299070 00	292,000.00	87,007.00	379,007.00	292,000.00	87,007.00	-	379,007.00	89,590.00	118,609.00	170,808.00	-	379,007.00	89,590.00	118,609.00	170,808.00	-	379,007.00	-	-	-	-	
Post Expenses	50206020 00	800,000.00	-	800,000.00	800,000.00	-	-	800,000.00	-	-	-	-	-	-	-	-	-	-	-	800,000.00	-	-	
Travel Expenses	50207010 00	18,578,000.00	-	18,578,000.00	18,578,000.00	-	-	18,578,000.00	-	-	-	-	-	-	-	-	-	-	-	18,578,000.00	-	-	
Travel Services	50211010 00	-	-	-	-	-	-	-	-	-	-	-	-	-	-	-	-	-	-	-	-	-	
Printing Services	50211020 00	-	-	-	-	-	-	-	-	-	-	-	-	-	-	-	-	-	-	-	-	-	
Consultancy Services	50211030 00	24,019,000.00	-	24,019,000.00	24,019,000.00	-	-	24,019,000.00	6,445,382.22	2,631,768.62	8,177,615.02	-	17,254,765.86	2,037,471.27	4,440,956.17	4,724,096.23	-	11,202,523.67	-	6,764,234.14	-	-	
Security Services	50212030 00	13,860,000.00	-	13,860,000.00	13,860,000.00	-	-	13,860,000.00	1,492,661.15	1,430,861.37	2,990,568.36	-	5,914,090.88	1,490,938.16	1,430,861.37	2,990,568.36	-	5,912,367.89	-	7,945,909.12	-	-	
Other Professional Services	50211990 00	89,163,000.00	-	89,163,000.00	89,163,000.00	-	-	89,163,000.00	15,900,591.81	20,188,623.24	24,620,867.74	-	60,710,082.79	15,706,681.80	18,529,712.57	21,399,740.79	-	55,636,135.16	-	28,452,917.21	-	-	
Repair and Maintenance - Building and Other Structures	50213040 01	-	-	-	-	-	-	-	-	-	-	-	-	-	-	-	-	-	-	-	-	-	
Repair and Maintenance - Building and other Structures (Leased Assets)	50213080 01	3,154,000.00	-	3,154,000.00	3,154,000.00	-	-	3,154,000.00	157,678.80	61,091.75	602,628.86	-	821,399.41	980.00	174,290.55	582,828.86	-	758,099.41	-	2,332,600.59	-	-	
Repair and Maintenance - Road Transportation	50213080 03	-	1,661,336.55	1,661,336.55	-	1,661,336.55	-	1,661,336.55	110,030.00	717,049.37	834,257.18	-	1,661,336.55	87,684.00	640,253.37	877,476.18	-	1,605,413.55	-	-	-	-	
Repair and Maintenance - Office Equipment	50213050 02	3,452,000.00	-	3,452,000.00	3,452,000.00	-	-	3,452,000.00	11,000.00	20,550.25	76,450.00	-	108,000.25	11,000.00	20,550.25	76,450.00	-	108,000.25	-	3,343,999.75	-	-	
Repair and Maintenance - Furniture and Fixtures	50213070 00	13,903,000.00	-	13,903,000.00	13,903,000.00	-	-	13,903,000.00	100.00	-	13,070.30	-	13,170.30	-	100.00	13,070.30	-	13,170.30	-	13,889,829.70	-	-	


PARTICULARS	UACS CODE	APPROPRIATIONS			ALLOTMENTS					CURRENT YEAR OBLIGATIONS					CURRENT YEAR DISBURSEMENTS					BALANCES		UNPAID OBLIGATIONS (15-20) = (23+24)	
		AUTHORIZED APPROPRIATION	ADJUSTMENTS (TRANSFER TO/FROM REALIGNMENT)	ADJUSTED APPROPRIATIONS	ALLOTMENTS RECEIVED	ADJUSTMENTS (WITHDRAWAL REALIGNMENT)	TRANSFER TO	TRANSFER FROM	ADJUSTED TOTAL ALLOTMENTS	1ST QTR ENDING MARCH 31	2ND QTR ENDING JUNE 30	3RD QTR ENDING SEPT 30	4TH QTR ENDING DEC 31	TOTAL	1ST QTR ENDING MARCH 31	2ND QTR ENDING JUNE 30	3RD QTR ENDING SEPT 30	4TH QTR ENDING DEC 31	TOTAL	UNRELEASED APPROPRIATIONS	UNOBLIGATED ALLOTMENT	DUE AND DEMANDABLE	NOT YET DUE AND DEMANDABLE
Repair and Maintenance - Information and Communication Technology Equipments	50213050 03	2,733,000.00	-	2,733,000.00	2,733,000.00	-	-	2,733,000.00	-	1,620.00	-	-	1,620.00	-	1,620.00	-	-	1,620.00	-	-	2,731,380.00	-	
Repair and Maintenance - Machinery	50213050 01	3,099,000.00	-	3,099,000.00	3,099,000.00	-	-	3,099,000.00	-	-	-	-	-	-	-	-	-	-	-	-	3,099,000.00	-	
Repair and Maintenance - Communication Equipment	50213050 07	-	-	-	-	-	-	-	-	-	-	-	-	-	-	-	-	-	-	-	-	-	
Repair and Maintenance - Other Machinery Equipment	50213050 99	-	23,963.00	23,963.00	-	23,963.00	-	23,963.00	-	4,990.00	18,973.00	-	23,963.00	-	4,990.00	18,973.00	-	23,963.00	-	-	-	-	
Repair and Maintenance - Motor Vehicles	50213060 01	6,156,000.00	-	6,156,000.00	6,156,000.00	-	-	6,156,000.00	1,129,665.70	625,336.06	1,238,211.46	-	2,993,213.22	307,429.80	1,083,881.96	742,017.46	-	2,133,329.22	-	-	3,162,786.78	-	
Donations	50299080 00	681,513,000.00	-	681,513,000.00	681,513,000.00	-	-	681,513,000.00	10,000.00	6,000.00	10,000.00	-	26,000.00	10,000.00	6,000.00	10,000.00	-	26,000.00	-	-	681,487,000.00	-	
Subsidies Others	50214990 00	2,226,129,000.00	(879,778,231.00)	1,346,350,769.00	2,226,129,000.00	(879,778,231.00)	-	1,346,350,769.00	1,074,510,930.50	19,353,618.16	50,482,000.00	-	1,144,346,548.66	200,000.00	7,403,618.16	-	-	7,603,618.16	-	-	202,004,220.34	-	
Subsidies to NGAs	50214010 00	-	138,518,000.00	138,518,000.00	-	138,518,000.00	-	138,518,000.00	-	-	138,518,000.00	-	138,518,000.00	-	-	-	-	-	-	-	-	-	
Subsidies to LGUs	50214030 00	-	741,260,231.00	741,260,231.00	-	741,260,231.00	-	741,260,231.00	-	-	741,260,231.00	-	741,260,231.00	-	-	-	-	-	-	-	-	-	
Confidential Expenses	50210010 00	60,000,000.00	-	60,000,000.00	60,000,000.00	-	-	60,000,000.00	40,000,000.00	20,000,000.00	-	-	60,000,000.00	40,000,000.00	-	20,000,000.00	-	60,000,000.00	-	-	-	-	
Extraordinary and Miscellaneous Expenses	50210030 00	2,152,000.00	213,000.00	2,365,000.00	2,152,000.00	213,000.00	-	2,365,000.00	782,600.00	764,600.00	817,800.00	-	2,365,000.00	782,600.00	764,600.00	817,800.00	-	2,365,000.00	-	-	-	-	
Fees, Duties and Licenses	50215010 01	500,000.00	-	500,000.00	500,000.00	-	-	500,000.00	135,981.84	(80,665.41)	-	-	55,316.43	45,981.84	9,334.59	1,826.89	-	57,143.32	-	-	444,683.57	-	
Fidelity Bond	50215020 00	-	270,000.00	270,000.00	-	270,000.00	-	270,000.00	125,250.00	29,250.00	115,500.00	-	270,000.00	125,250.00	29,250.00	115,500.00	-	270,000.00	-	-	-	-	
Insurance Expenses	50215030 00	400,000.00	(1,000.00)	399,000.00	400,000.00	(1,000.00)	-	399,000.00	66,496.98	14,372.51	153,308.98	-	234,178.47	33,195.39	11,921.95	54,347.35	-	99,464.69	-	-	164,821.53	-	
Other MOOE	50299990 99	330,870,000.00	-	330,870,000.00	330,870,000.00	-	-	330,870,000.00	1,250,106.00	322,084.11	342,027.20	-	1,914,217.31	1,047,256.00	295,260.11	197,651.20	-	1,540,167.31	-	-	328,955,782.69	-	
Bank Charges	50301040 00	-	9,615.00	9,615.00	-	9,615.00	-	9,615.00	5,150.00	1,045.00	3,420.00	-	9,615.00	-	1,045.00	220.00	-	1,265.00	-	-	-	-	
Scholarship Expenses	50202020 00	-	-	-	-	-	-	-	-	-	-	-	-	-	-	-	-	-	-	-	-	-	
Travel Expenses - Motor Vehicles	50299050 03	69,805,000.00	(166,306.00)	69,638,694.00	69,805,000.00	(166,306.00)	-	69,638,694.00	3,612,136.00	5,297,135.92	15,351,900.00	-	24,261,171.92	2,144,984.00	4,610,800.00	10,154,051.74	-	16,909,835.74	-	-	45,377,522.08	-	
Travel Expenses - Office Equipment	50299050 04	-	234,868.00	234,868.00	-	234,868.00	-	234,868.00	126,000.00	(25,700.00)	134,568.00	-	234,868.00	40,500.00	600.00	30,568.00	-	71,668.00	-	-	-	-	
Repair and Maintenance - Leases assets - Other Leased Assets	50213080 99	-	350.00	350.00	-	350.00	-	350.00	-	-	350.00	-	350.00	-	-	350.00	-	350.00	-	-	-	-	
Repair and Maintenance - Leases assets improvements	50213090 99	-	110,725.00	110,725.00	-	110,725.00	-	110,725.00	-	69,525.00	41,200.00	-	110,725.00	-	69,525.00	41,200.00	-	110,725.00	-	-	-	-	
CAPITAL OUTLAYS		3,483,004,000.00	-	3,483,004,000.00	3,483,004,000.00	-	-	3,483,004,000.00	1,852,976,440.00	1,268,807,980.00	282,426,823.00	-	3,404,211,243.00	1,718,240.00	622,980.00	2,594,823.00	-	4,936,043.00	-	-	78,792,757.00	-	
Infrastructure Outlay	50604030 00	3,467,873,000.00	-	3,467,873,000.00	3,467,873,000.00	-	-	3,467,873,000.00	1,851,128,200.00	1,268,250,000.00	279,897,000.00	-	3,399,275,200.00	-	-	-	-	-	-	-	68,597,800.00	-	
Machinery and Equipment Outlay	50604050 00	2,660,000.00	(2,660,000.00)	-	2,660,000.00	(2,660,000.00)	-	-	-	-	-	-	-	-	-	-	-	-	-	-	-	-	
Transportation Outlay	50604060 00	9,300,000.00	-	9,300,000.00	9,300,000.00	-	-	9,300,000.00	-	-	-	-	-	-	-	-	-	-	-	-	9,300,000.00	-	
Communication Equipment	50604050 07	-	562,760.00	562,760.00	-	409,970.00	-	409,970.00	35,990.00	309,980.00	216,790.00	-	562,760.00	35,990.00	309,980.00	216,790.00	-	562,760.00	152,790.00	-	(152,790.00)	-	
Information and Communication Technology Equipment	50604050 03	-	1,965,000.00	1,965,000.00	-	1,648,750.00	-	1,648,750.00	1,648,750.00	(542,250.00)	858,500.00	-	1,965,000.00	1,648,750.00	31,500.00	858,500.00	-	2,538,750.00	316,250.00	-	(316,250.00)	-	
Office Equipment	50604050 02	-	1,678,733.00	1,678,733.00	-	1,285,100.00	-	1,285,100.00	163,500.00	147,000.00	1,368,233.00	-	1,678,733.00	33,500.00	212,000.00	1,433,233.00	-	1,678,733.00	393,633.00	-	(393,633.00)	-	
Computer Software	50606020 00	-	573,750.00	573,750.00	-	573,750.00	-	573,750.00	-	573,750.00	-	-	573,750.00	-	-	-	-	-	-	-	-	-	
Furniture, Fixtures and Equipment Outlay	50604070 00	1,671,000.00	(695,980.00)	975,020.00	1,671,000.00	(695,980.00)	-	975,020.00	-	69,500.00	86,300.00	-	155,800.00	-	69,500.00	86,300.00	-	155,800.00	-	-	819,220.00	-	
Other Property Plant and Equipment Outlay	50604090 00	1,500,000.00	(1,424,263.00)	75,737.00	1,500,000.00	(561,590.00)	-	938,410.00	-	-	-	-	-	-	-	-	-	-	(862,673.00)	-	938,410.00	-	
ECIA PURPOSE FUNDS		-	1,464,674.00	1,464,674.00	1,464,674.00	-	-	1,464,674.00	816,850.63	107,004.88	540,759.86	-	1,464,615.37	816,850.63	78,243.17	540,759.86	-	1,435,853.66	-	-	58.63	-	
Annual Leave Benefits	50104030 00	-	1,116,096.00	1,116,096.00	1,116,096.00	-	-	1,116,096.00	701,313.93	81,567.33	333,157.32	-	1,116,038.58	701,313.93	52,805.62	333,157.32	-	1,087,276.87	-	-	57.42	-	
Senior Professional Benefits - Retirement	50104990 99	-	348,578.00	348,578.00	348,578.00	-	-	348,578.00	115,536.70	25,437.55	207,602.54	-	348,576.79	115,536.70	25,437.55	207,602.54	-	348,576.79	-	-	1.21	-	

PARTICULARS	UACS CODE	APPROPRIATIONS			ALLOTMENTS					CURRENT YEAR OBLIGATIONS					CURRENT YEAR DISBURSEMENTS					BALANCES			
		AUTHORIZED APPROPRIATION	ADJUSTMENTS (TRANSFER TO/FROM REALIGNMENT)	ADJUSTED APPROPRIATIONS	ALLOTMENTS RECEIVED	ADJUSTMENTS (WITHDRAWAL REALIGNMENT)	TRANSFER TO	TRANSFER FROM	ADJUSTED TOTAL ALLOTMENTS	1ST QTR ENDING MARCH 31	2ND QTR ENDING JUNE 30	3RD QTR ENDING SEPT 30	4TH QTR ENDING DEC 31	TOTAL	1ST QTR ENDING MARCH 31	2ND QTR ENDING JUNE 30	3RD QTR ENDING SEPT 30	4TH QTR ENDING DEC 31	TOTAL	UNRELEASED APPROPRIATIONS	UNOBLIGATED ALLOTMENT	UNPAID OBLIGATIONS (15-20) = (23+24)	
																						DUE AND DEMANDABLE	NOT YET DUE AND DEMANDABLE
3. AUTOMATIC APPROPRIATIONS - FOREIGN ASSISTED / FOREIGN GRANTS FUND		-	-	-	-	-	-	-	-	-	-	-	-	-	-	-	-	-	-	-	-	-	-
AOOE	50200000 00	-	-	-	-	-	-	-	-	-	-	-	-	-	-	-	-	-	-	-	-	-	-
INEX	50300000 00	-	-	-	-	-	-	-	-	-	-	-	-	-	-	-	-	-	-	-	-	-	-
O	50600000 00	-	-	-	-	-	-	-	-	-	-	-	-	-	-	-	-	-	-	-	-	-	-
<b>GRAND TOTAL</b>		<b>8,062,519,000.00</b>	<b>1,464,674.00</b>	<b>8,063,983,674.00</b>	<b>8,063,983,674.00</b>	-	-	-	<b>8,063,983,674.00</b>	<b>3,075,167,680.00</b>	<b>1,425,217,094.48</b>	<b>1,354,045,596.74</b>	-	<b>5,854,430,371.25</b>	<b>129,077,892.52</b>	<b>122,826,546.21</b>	<b>139,681,374.90</b>	-	<b>391,585,813.63</b>	-	<b>2,209,553,302.75</b>	-	-

CERTIFIED CORRECT:  
  
**MELANIE B. MANALOTO**  
 ADMINISTRATIVE OFFICER *VP/AL*

CERTIFIED CORRECT:  
  
**SUSIMA A. CRETENACIO**  
 ACCOUNTANT III *NR*

RECOMMENDING APPROVAL:  
  
**ATTY. YESHTER DONN P. BACCAY**  
 ASSISTANT SECRETARY  
*2*

APPROVED BY:  
  
**SECRETARY JESUS G. DUREZA**  
 PRESIDENTIAL ADVISER ON THE PEACE PROCESS

DATE: