



STATEMENT OF APPROPRIATIONS, ALLOTMENTS, OBLIGATIONS, DISBURSEMENTS AND BALANCES  
As of the Quarter Ending December 31, 2017


Department: Other Executive Offices  
Agency: Office of the Presidential Adviser on the Peace Process  
Operating Unit: N/A  
Organization Code (UACS): 260260000000  
Fund Cluster: 01 - Regular Agency Fund

Authorization: 02 - Continuing Appropriations  
Report Status: SUBMITTED

Particulars	UACS CODE	Appropriation			Allotments					Current Year Obligations					Current Year Disbursements					Balances				
		Authorized Appropriation	Adjustments (To)/From, Realignment)	Adjusted Appropriations	Allotments Received	Adjustments (Withdrawal, Realignment)	Transfer To	Transfer From	Adjusted Total Allotments	1st Quarter Ending March 31	2nd Quarter Ending June 30	3rd Quarter Ending Sept. 30	4th Quarter Ending Dec. 31	Total	1st Quarter Ending March 31	2nd Quarter Ending June 30	3rd Quarter Ending Sept. 30	4th Quarter Ending Dec. 31	Total	Unreleased Appropriations	Unobligated Allotment	Unpaid Obligations (15-20) = (23+24)		
1	2	3	4	5=(3+4)	6	7	8	9	10=(6+7)+8+9	11	12	13	14	15=(11+12+13+14)	16	17	18	19	20=(16+17+18+19)	21=(5-10)	22=(10-15)	23	24	
I. Agency Specific Budget																								
Specific Budgets of National Government Agencies	01102101																							
General Administration and Support	0000010000000000	42,871.91		42,871.91	42,871.91				42,871.91	18,479.41			24,392.50		42,871.91	18,119.41			24,752.50	42,871.91				
General Management and Supervision	1030010001000000	42,871.91		42,871.91	42,871.91				42,871.91	18,479.41			24,392.50		42,871.91	18,119.41			24,752.50	42,871.91				
PS																								
MOOE		42,871.91		42,871.91	42,871.91				42,871.91	18,479.41			24,392.50		42,871.91	18,119.41			24,752.50	42,871.91				
Operations	0000030000000000	28,424,803.69		28,424,803.69	28,424,803.69				28,424,803.69	2,301,009.20	3,545,897.65	5,232,458.99	17,345,436.87	28,424,802.71	1,032,708.69	2,407,895.12	665,110.84	9,916,410.73	14,022,125.38		.98	14,402,677.33		
MFO 1: TECHNICAL ADVISORY AND SUPPORT SERVICES ON THE COMPREHENSIVE PEACE PROCESS	0000030100000000	28,424,803.69		28,424,803.69	28,424,803.69				28,424,803.69	2,301,009.20	3,545,897.65	5,232,458.99	17,345,436.87	28,424,802.71	1,032,708.69	2,407,895.12	665,110.84	9,916,410.73	14,022,125.38		.98	14,402,677.33		
Management and Supervision of the Comprehensive Peace Process	2910030101000000	28,424,803.69		28,424,803.69	28,424,803.69				28,424,803.69	2,301,009.20	3,545,897.65	5,232,458.99	17,345,436.87	28,424,802.71	1,032,708.69	2,407,895.12	665,110.84	9,916,410.73	14,022,125.38		.98	14,402,677.33		
PS																								
MOOE		28,424,803.69		28,424,803.69	28,424,803.69				28,424,803.69	2,301,009.20	3,545,897.65	5,232,458.99	17,345,436.87	28,424,802.71	1,032,708.69	2,407,895.12	665,110.84	9,916,410.73	14,022,125.38		.98	14,402,677.33		
Locally-Funded Projects	0000040000000000	161,260,760.32		161,260,760.32	161,260,760.32				161,260,760.32	29,813,325.68	1,671,585.03	4,349,996.35	125,425,853.26	161,260,760.32	11,205,927.09	881,325.03	2,586,755.00	144,892,466.31	159,566,473.43			1,694,286.89		
Social Protection	0000041000000000	161,260,760.32		161,260,760.32	161,260,760.32				161,260,760.32	29,813,325.68	1,671,585.03	4,349,996.35	125,425,853.26	161,260,760.32	11,205,927.09	881,325.03	2,586,755.00	144,892,466.31	159,566,473.43			1,694,286.89		
Peace and Development	0000041411000000	161,260,760.32		161,260,760.32	161,260,760.32				161,260,760.32	29,813,325.68	1,671,585.03	4,349,996.35	125,425,853.26	161,260,760.32	11,205,927.09	881,325.03	2,586,755.00	144,892,466.31	159,566,473.43			1,694,286.89		
Implementation of the Socio-Economic Component of the Normalization Process	2910041411000000	161,260,760.32		161,260,760.32	161,260,760.32				161,260,760.32	29,813,325.68	1,671,585.03	4,349,996.35	125,425,853.26	161,260,760.32	11,205,927.09	881,325.03	2,586,755.00	144,892,466.31	159,566,473.43			1,694,286.89		
MOOE		156,260,760.32		156,260,760.32	156,260,760.32				156,260,760.32	29,813,325.68	1,187,290.03	3,999,996.35	121,260,148.26	156,260,760.32	11,205,927.09	397,030.03	2,236,755.00	140,726,761.31	154,566,473.43			1,694,286.89		
CO		5,000,000.00		5,000,000.00	5,000,000.00				5,000,000.00		484,295.00	350,000.00	4,165,705.00	5,000,000.00		484,295.00	350,000.00	4,165,705.00	5,000,000.00					
Sub-Total, Agency-Specific		189,728,435.92		189,728,435.92	189,728,435.92				189,728,435.92	32,132,814.29	5,217,482.68	9,606,847.84	142,771,290.13	189,728,434.94	12,256,755.19	3,289,220.15	3,251,865.84	154,833,629.54	173,631,470.72		.98	16,096,964.22		
PS																								
MOOE		184,728,435.92		184,728,435.92	184,728,435.92				184,728,435.92	32,132,814.29	4,733,187.68	9,256,847.84	138,605,585.13	184,728,434.94	12,256,755.19	2,804,925.15	2,901,865.84	150,667,924.54	168,631,470.72		.98	16,096,964.22		
Fin Ex																								
CO		5,000,000.00		5,000,000.00	5,000,000.00				5,000,000.00		484,295.00	350,000.00	4,165,705.00	5,000,000.00		484,295.00	350,000.00	4,165,705.00	5,000,000.00					
II. Automatic Appropriations																								
Sub-Total, Automatic Appropriations																								
PS																								
MOOE																								
Fin Ex																								
CO																								
III. Special Purpose Fund																								
Sub-Total, SPF																								
PS																								
MOOE																								
Fin Ex																								
CO																								
GRAND TOTAL		189,728,435.92		189,728,435.92	189,728,435.92				189,728,435.92	32,132,814.29	5,217,482.68	9,606,847.84	142,771,290.13	189,728,434.94	12,256,755.19	3,289,220.15	3,251,865.84	154,833,629.54	173,631,470.72		.98	16,096,964.22		
PS																								
MOOE		184,728,435.92		184,728,435.92	184,728,435.92				184,728,435.92	32,132,814.29	4,733,187.68	9,256,847.84	138,605,585.13	184,728,434.94	12,256,755.19	2,804,925.15	2,901,865.84	150,667,924.54	168,631,470.72		.98	16,096,964.22		
Fin Ex																								
CO		5,000,000.00		5,000,000.00	5,000,000.00				5,000,000.00		484,295.00	350,000.00	4,165,705.00	5,000,000.00		484,295.00	350,000.00	4,165,705.00	5,000,000.00					

  
Manaloto, Melanie  
Budget Officer   
Date: 13/Mar/2018

  
Cretencio, Susima  
Chief Accountant  
Date: 

  
Baccay, Yesenia  
Director, FMS  
Date: 13/Mar/2018

  
Dureza, Jesus  
Agency Head/Department  
Date: 14/Mar/2018